



## AFRICAN DEVELOPMENT BANK GROUP

---

### Weekly Data Flash on Covid-19 in Africa<sup>1</sup>:

*The situation as of Sunday, July 10, 2022*

Statistics Department (ECST)

---

<sup>1</sup> This briefing note has been prepared by Roza Mamuye Bora, Principal Statistician; Anouar Chaouch, Senior Statistician; Soumaila Karambiri, Statistical Assistant; Regis Hauhouot Stephane, Statistical Assistant and Desire Lakpa Guy, Statistical Assistant; and Robert Maate, Chief Statistician under the supervision of Louis Kouakou, Ag Director, Statistics Department.

# Contents

	Page
Highlights of the Covid-19 Situation in Africa as of July 10, 2022	1
Data Annexes: Africa	4
Highlights of the Covid-19 Situation in Central Africa as of July 10, 2022	6
Data Annexes: Central Africa	8
Highlights of the Covid-19 Situation in East Africa as of July 10, 2022	9
Data Annexes: East Africa	11
Highlights of the Covid-19 Situation in North Africa as of July 10, 2022	12
Data Annexes: North Africa	14
Highlights of the Covid-19 Situation in Southern Africa as of July 10, 2022	15
Data Annexes: Southern Africa	17
Highlights of the Covid-19 Situation in West Africa as of July 10, 2022	18
Data Annexes: West Africa	20

# Highlights of the Covid-19 Situation in Africa for the Week Ending July 10, 2022

## *Vaccinations: Status Update*

- **In the week ending July 10, 2022, over 29.8 million new Covid-19 vaccinations were reported to have been administered globally, leading to a cumulative total of nearly 12.2 billion since the start of the program.** In terms of the geographical distribution, China accounts for 28.1% of the total number of Covid-19 vaccinations administered to date, followed by India at 16.3% and the USA at 4.9%.
- **The number of African countries with data on Covid-19 vaccinations stands at 51, of which 20 released new data on the progress of the vaccination program this week.** As of July 10, 2022, a cumulative total of 556,418,655<sup>1</sup> vaccinations had been administered in Africa, which represents 4.6% of total global vaccinations. Egypt accounts for 16.4% of the vaccinations carried out in Africa to date, followed by Morocco (9.9%), Nigeria (9.1%) and Ethiopia (8.9%). As of July 10, 2022, 19.8% of Africa's population had completed<sup>2</sup> a course of vaccination and 25.2% had received at least one dose of vaccine.

## *Covid-19 Testing in Africa*

- **As of Sunday, July 10, 2022, over 111.7 million tests for Covid-19 had been administered in Africa.** Nine countries collectively account for 64.5% of all the tests conducted in Africa by July 10, 2022, namely, South Africa (23.1%), Morocco (10.8%), Egypt (5.5%), Rwanda (5.0%), Nigeria (4.7%), Ethiopia (4.6%), Tunisia (4.2%), Kenya (3.4%) and Zambia (3.2%).
- **The average number of tests per 1 million people in Africa as of July 10, 2022, stands at 83,459.** Mauritius is leading on this indicator with 1,008,660 tests per 1 million people, followed by Botswana (971,736), Cabo Verde (912,225), Eswatini (894,918), Gabon (720,997), South Africa (435,187) and Rwanda (431,981).

## *Confirmed, New and Active Global Covid-19 Cases*

- **Globally, the total number of confirmed Covid-19 cases since the start of the pandemic reached 555,410,833<sup>3</sup>, of which 95.1% have recovered.** The majority cases (37.0%) occurred in Europe, followed by Asia (29.1%), North America (19.1%), South America (10.8%) and Africa (2.1%).

---

<sup>1</sup> The total vaccination figures indicate the total number of vaccines administered, including both vaccinations completed and vaccines of at least one dose.

<sup>2</sup> Completed vaccination refers to population that have taken the minimum required doses of vaccination, depending on the type of vaccine.

<sup>3</sup> Due to irregular reporting from countries and because not all cases are reported to health facilities, the total figure is believed to be underestimated globally.

- **The number of new cases reported globally in the review week amounted to 6,255,348,** indicating an 11.9% increase compared to the new cases recorded in the preceding week.
- **The cumulative total of global deaths due to Covid-19 reached 6,351,115, of which 12,048 were recorded in the week ending July 10, 2022.** This was 19.6% higher than the number of deaths recorded in the previous week. The number of global active cases increased by 1,189,812 cases in the week under review, bringing the total, as of July 10, 2022, to 20,605,323.
- **Africa accounts for 2.1% of the total global cases, 4.0% of total global deaths due to Covid-19, 2.1% of global recovered cases and 2.4% of active cases as of July 10, 2022, as detailed below.**

### *Confirmed, New and Active Covid-19 Cases in Africa*

- **As of July 10, 2022, the total number of confirmed cases in Africa reached 11,931,890,<sup>4</sup>** 65.4% of which were in six countries, namely South Africa (33.5%), Morocco (10.4%), Tunisia (8.9%), Egypt (4.3%), Libya (4.2%) and Ethiopia (4.1%). The six countries with the lowest number of reported cases since the start of the pandemic were São Tomé & Príncipe, Chad, Liberia, Sierra Leone, Comoros and Guinea-Bissau, with cases ranging between 6,064 in São Tomé & Príncipe and 8,400 in Guinea-Bissau. These six countries collectively account for 0.4% of the confirmed cases in Africa. Considering population size, Seychelles, Botswana, Cabo Verde, Tunisia, Libya and South Africa are the six countries with the highest number of confirmed cases per 100,000 people, with rates ranging from 45,192 in Seychelles to 6,572 in South Africa.
- **In the week under review, a total of 45,640 new cases were reported in Africa,** which is 7.3% lower than new cases recorded in the previous week. These new cases in Africa account for 0.7% of the weekly new cases recorded globally. The North Africa region accounted for 69.6% of the weekly new cases in Africa, followed by Southern Africa (12.2%), East Africa (8.8%), West Africa (7.6%) and Central Africa (1.8%).
- **The number of active cases in Africa increased by 229 in the week ending July 10, 2022, indicating a cumulative total of 500,565 active cases.** Currently, five countries collectively account for 63.4% of the active cases in Africa, namely Rwanda (16.9%), Algeria (16.1%), Uganda (12.8%), Egypt (9.8%) and the Democratic Republic of Congo (7.8%).
- **Southern Africa and East Africa recorded a decline in active cases, while an increase was observed in the rest of the regions during the review week.**

### *Deaths and the Case Fatality Rates in Africa*

- **As of July 10, 2022, a total of 255,217 deaths had been reported in Africa since the start of the pandemic,** of which 50.8% were in Southern Africa, 32.8% in North Africa, 10.3% in East Africa, 4.3% in West Africa, and 1.8% in Central Africa. The five countries with the highest

---

<sup>4</sup> Cameroon, Congo (DRC), Tanzania, Angola and Benin have not released new data for this week ending July 10, 2022. Djibouti, Egypt, Lesotho, Burkina Faso and Niger have not released new data for at least two consecutive weeks.

number of reported deaths due to Covid-19 since the start of the pandemic are South Africa, Tunisia, Egypt, Morocco and Ethiopia, ranging from 101,876 in South Africa to 7,552 in Ethiopia. A total of 226 new deaths were reported in Africa in the week under review, which is a 14.7% increase compared to the number recorded in the preceding week.

- **The case fatality rate (CFR), i.e. deaths per confirmed cases for Africa, stands at 2.1%, which is higher than the global CFR rate of 1.1%.** Regionally, West Africa has the lowest CFR at 1.3%, followed by Central Africa at 1.4%, East Africa at 1.9%, Southern Africa and North Africa at 2.3%. As of July 10, 2022, eighteen African countries recorded CFRs higher than the African average with the highest in Sudan at 7.9%, followed by Somalia (5.0%), Egypt (4.8%), Liberia (3.9%), Niger (3.4%), Malawi (3.1%), The Gambia (3.0%), Tunisia (2.7%), Mauritius (2.6%), Chad (2.6%), Algeria (2.6%), South Africa (2.5%), Namibia (2.4%), Mali (2.4%), Tanzania (2.4%), Senegal (2.3%), Uganda (2.2%) and Zimbabwe (2.2%).

### ***Recovery Rates in Africa***

- **As of July 10, 2022, the cumulative total of recovered cases in Africa reached 11,083,388, representing 92.9% of its confirmed cases.<sup>5</sup>** Regionally, the recovery rates stand at 97.4% for West Africa, 97.3% for Southern Africa, 92.6% for North Africa, 81.8% for Central Africa and 75.5% for East Africa. In the week under review, a total of 45,065 newly recovered cases were reported in Africa.

---

<sup>5</sup> Central African Republic, Chad, Tanzania, Sudan and Liberia are not currently reporting on recovered cases.

# Status of Vaccinations Administered in Africa and Selected Global Countries for the Week Ending July 10, 2022

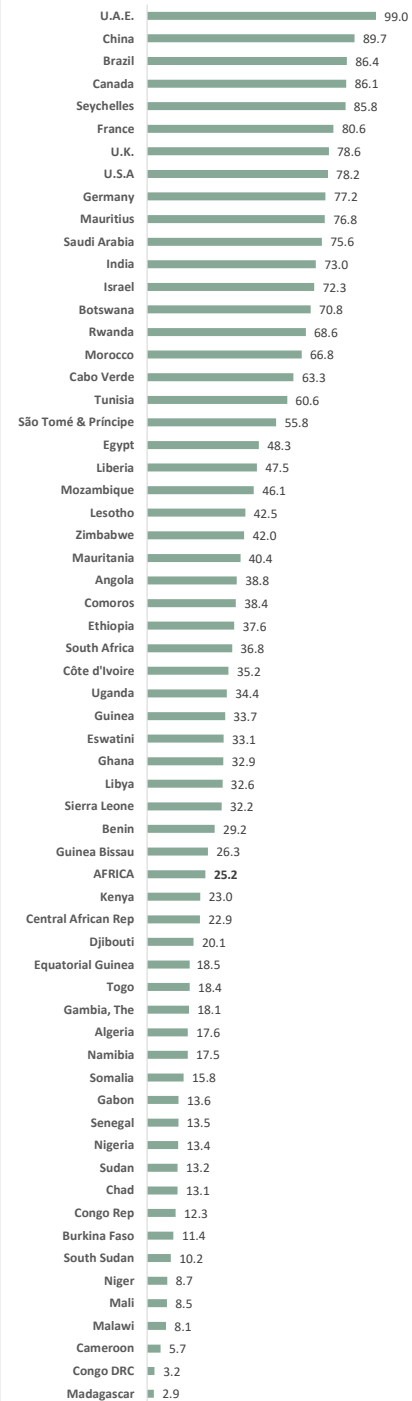
	Vaccinations					
	Total vaccinations	% of population vaccinated (at least one dose)	% of population vaccinated completed (2 doses)*	New vaccinations for the week of July 10	New vaccinations for the week of July 3	Weekly change
<b>World</b>	<b>12,179,098,068</b>	<b>48.6</b>	<b>43.9</b>	<b>29,829,054</b>	<b>90,443,556</b>	<b>-60,614,502</b>
<b>AFRICA</b>	<b>556,418,655</b>	<b>25.2</b>	<b>19.8</b>	<b>23,015,224</b>	<b>11,872,856</b>	<b>11,142,368</b>
Algeria	15,205,854	17.6	14.5	0	0	0
Angola	20,397,115	38.8	21.0	832,091	78,097	753,994
Benin	3,681,560	29.2	21.6	0	0	0
Botswana	2,730,607	70.8	63.1	0	2,763	-2,763
Burkina Faso	2,947,625	11.4	7.2	63	0	63
Cabo Verde	773,810	63.3	54.7	0	11,324	-11,324
Cameroon	1,838,907	5.7	4.5	0	1,281	-1,281
Central African Rep	1,217,399	22.9	21.7	0	23,718	-23,718
Chad	2,356,138	13.1	12.4	0	1,012	-1,012
Comoros	642,520	38.4	33.9	0	0	0
Congo DRC	3,514,480	3.2	2.5	0	562,355	-562,355
Congo Rep	831,318	12.3	11.5	0	0	0
Côte d'Ivoire	12,753,769	35.2	26.0	0	0	0
Djibouti	222,387	20.1	16.1	0	12,912	-12,912
Egypt	91,447,330	48.3	35.8	0	2,286,548	-2,286,548
Equatorial Guinea	484,554	18.5	14.4	0	4,554	-4,554
Eswatini	535,393	33.1	28.7	0	0	0
Ethiopia	49,687,694	37.6	32.2	19,662,404	605,612	19,056,792
Gabon	567,575	13.6	11.2	241	448	-207
Gambia, The	812,811	18.1	14.3	0	92,811	-92,811
Ghana	18,643,437	32.9	22.7	194,939	2,244,868	-2,049,929
Guinea	6,329,141	33.7	19.6	29,512	171,930	-142,418
Guinea Bissau	572,954	26.3	17.0	179	10,058	-9,879
Kenya	18,976,122	23.0	17.0	188,597	90,545	98,052
Lesotho	1,043,380	42.5	40.2	109,555	0	109,555
Liberia	2,716,330	47.5	41.1	627,873	91,754	536,119
Libya	3,579,762	32.6	17.0	0	19,719	-19,719
Madagascar	2,369,775	2.9	2.7	0	0	0
Malawi	2,166,402	8.1	6.3	0	0	0
Mali	2,406,986	8.5	6.3	0	98,741	-98,741
Mauritania	2,872,677	40.4	27.9	22,279	4,509	17,770
Mauritius	2,559,789	76.8	74.3	5,141	3,010	2,131
Morocco	54,846,507	66.8	62.8	0	55,425	-55,425
Mozambique	31,616,078	46.1	43.2	0	0	0
Namibia	834,756	17.5	14.9	0	0	0
Niger	3,726,602	8.7	6.2	0	0	0
Nigeria	50,619,238	13.4	9.9	0	4,227,646	-4,227,646
Rwanda	22,715,578	68.6	65.2	343,880	157,386	186,494
São Tomé & Príncipe	218,850	55.8	43.6	4,290	0	4,290
Senegal	2,523,856	13.5	6.1	0	0	0
Seychelles	221,597	85.8	81.6	0	0	0
Sierra Leone	3,493,386	32.2	23.3	368,955	194,023	174,932
Somalia	3,143,630	15.8	9.8	0	53,510	-53,510
South Africa	36,945,840	36.8	31.8	102,568	83,174	19,394
South Sudan	1,226,772	10.2	9.9	12,419	154,889	-142,470
Sudan	9,710,092	13.2	8.3	0	0	0
Togo	3,290,821	18.4	18.4	0	0	0
Tunisia	13,192,714	60.6	53.4	0	0	0
Uganda	21,756,456	34.4	23.7	265,802	222,534	43,268
Zambia	7,404,709	...	24.7	205,530	281,869	-76,339
Zimbabwe	12,045,572	42.0	30.7	38,906	23,831	15,075
<b>Americas</b>						
Brazil	458,439,642	86.4	79.2	2,338,577	4,455,476	-2,116,899
Canada	86,493,313	86.1	82.7	171,141	97,246	73,895
U.S.A	596,278,015	78.2	66.8	0	2,493,960	-2,493,960
<b>Asia</b>						
China	3,418,839,433	89.7	87.4	8,839,000	5,390,681	3,448,319
India	1,988,844,752	73.0	66.0	9,398,913	8,260,196	1,138,717
<b>Europe</b>						
France	146,731,437	80.6	78.4	505,206	746,889	-241,683
Germany	183,126,332	77.2	75.6	236,664	259,653	-22,989
Israel	18,195,034	72.3	66.2	7,077	8,743	-1,666
U.K.	149,917,953	78.6	73.5	191,901	324,366	-132,465
<b>Middle East</b>						
Saudi Arabia	66,700,629	75.6	71.0	0	0	0
U.A.E.	24,922,054	99.0	97.1	0	0	0

\*: % of population vaccinated completed: Indicates the population that has taken the minimum required doses to complete vaccination depending on the type of vaccine

## Total vaccinations



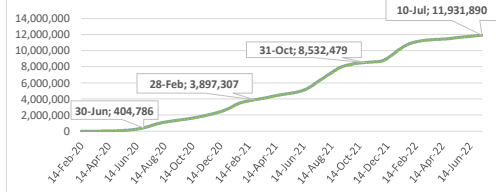
## % of population vaccinated



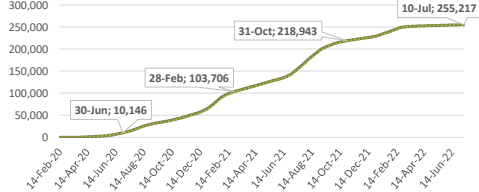
Summary of COVID-19 tracking in Africa: Situation for the week ending July 10, 2022

	Date of first case	Cases				Deaths				Recovered				Active				Test	
		Total cases	New cases for the week of	New cases for the week of	Weekly change from Previous week	Total deaths	New deaths for the week of	New deaths for the week of	Weekly change from Previous week	Total Recovered	New recovered for the week of	New recovered for the week of	Weekly change from Previous week	Active cases	New active for the week of	New active for the week of	Weekly change from Previous week	Total tests	Tests Per million People
			July 10	July 3			July 10	July 3			July 10	July 3			July 10	July 3			
World	31-Dec-19	555,410,833	6,255,348	5,589,749	665,599	6,351,115	12,048	10,075	1,973	528,454,395	5,053,488	3,834,721	1,218,767	20,605,323	1,189,812	1,744,953	-555,141	6,496,962,890	833,500
Africa	14-Feb-20	11,931,890	45,640	49,256	-3,616	255,217	226	197	29	11,083,388	45,065	45,683	-618	500,565	229	2,901	-2,672	111,737,279	83,459
Central Africa	6-Mar-20	322,523	834	585	249	4,486	1	5	-4	263,837	104	19	85	54,200	729	561	168	6,497,696	44,350
East Africa	13-Mar-20	1,390,881	4,031	5,732	-1,701	26,245	31	15	16	1,050,220	6,155	7,390	-1,235	221,696	-2,275	-2,148	-127	21,265,467	56,634
North Africa	14-Feb-20	3,653,419	31,771	27,123	4,648	83,808	98	39	59	3,381,612	26,179	16,951	9,228	187,999	5,494	10,133	-4,639	26,699,804	129,337
Southern Africa	5-Mar-20	5,708,457	5,549	11,745	-6,196	129,629	89	133	-44	5,553,235	9,285	18,212	-8,927	25,593	-3,825	-6,600	2,775	42,074,163	197,361
West Africa	28-Feb-20	856,610	3,455	4,071	-616	11,049	7	5	2	834,484	3,342	3,111	231	11,077	106	955	-849	15,200,149	38,268

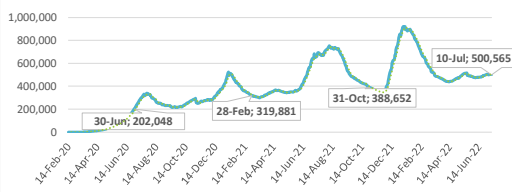
Africa: Total Cases



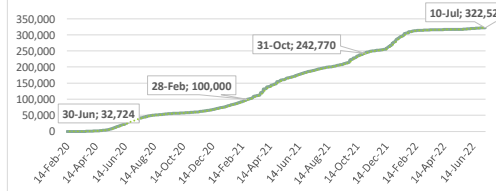
Africa: Total Deaths



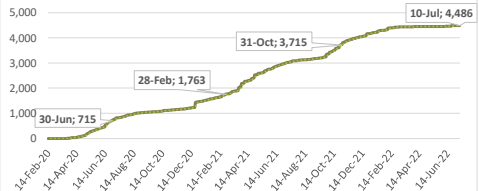
Africa: Total Active Cases



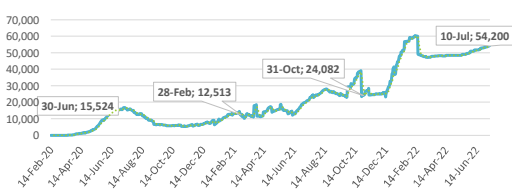
Central Africa: Total Cases



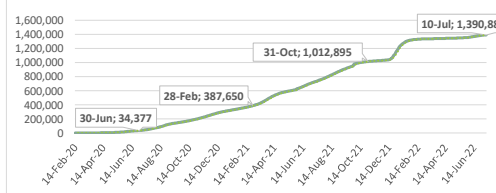
Central Africa: Total Deaths



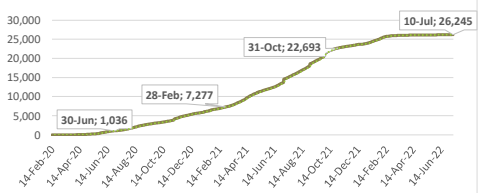
Central Africa: Total Active Cases



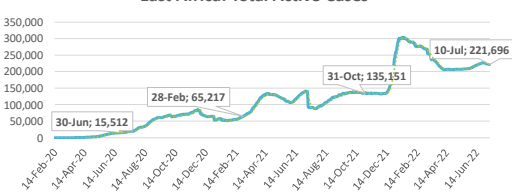
East Africa: Total Cases



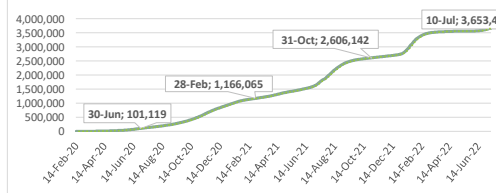
East Africa: Total Deaths



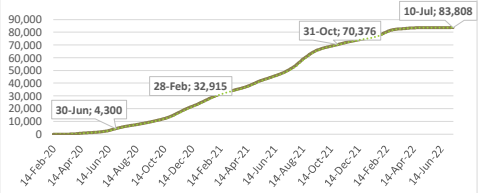
East Africa: Total Active Cases



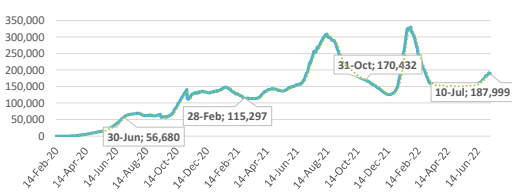
North Africa: Total Cases



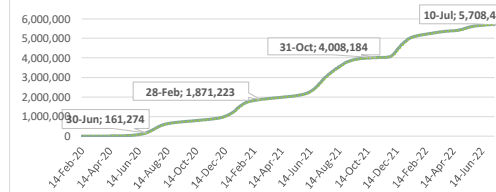
North Africa: Total Deaths



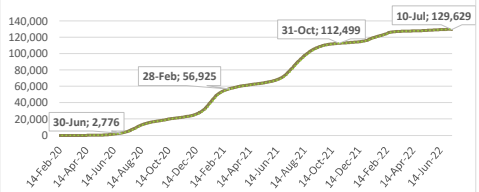
North Africa: Total Active Cases



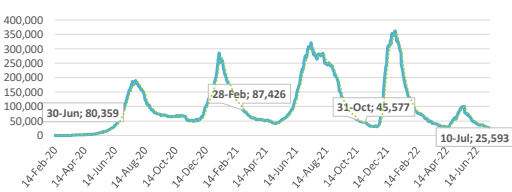
Southern Africa: Total Cases



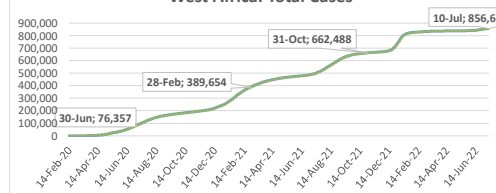
Southern Africa: Total Deaths



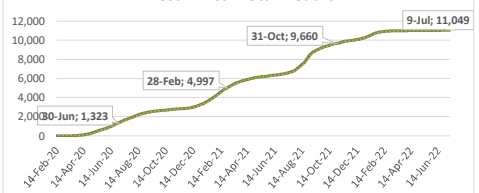
Southern Africa: Total Active Cases



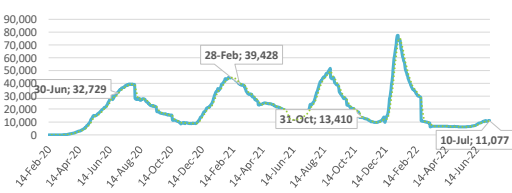
West Africa: Total Cases



West Africa: Total Deaths



West Africa: Total Active Cases



.....: 7-day moving average

---

---

# Central Africa

---

---



## **Highlights of the Covid-19 Situation in Central Africa for the Week Ending July 10, 2022**

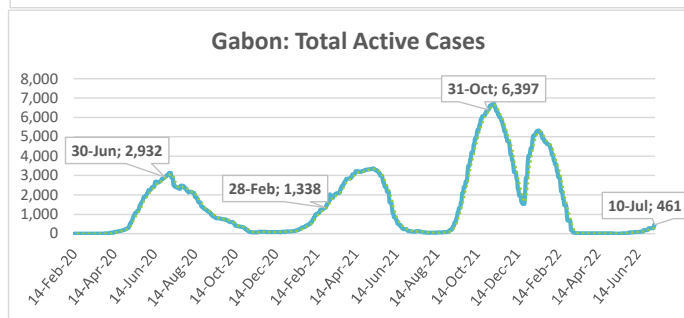
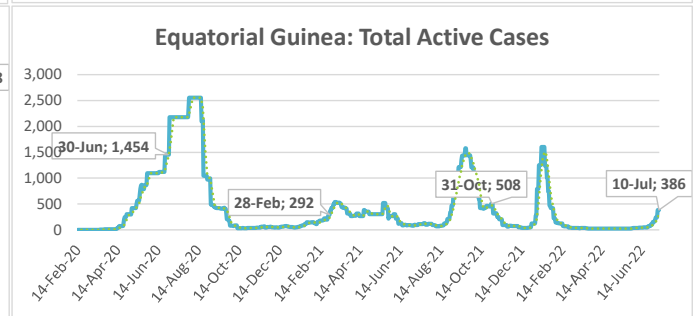
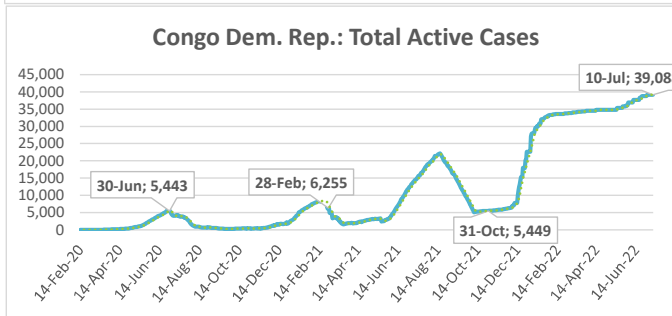
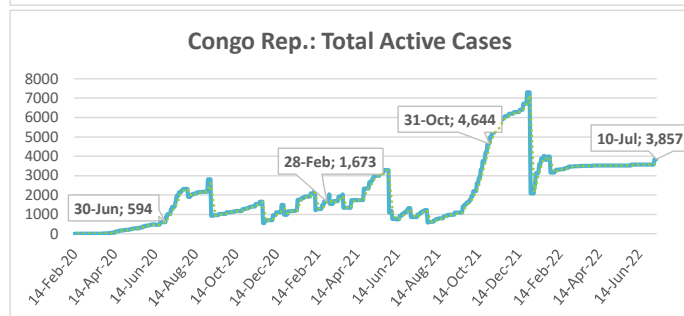
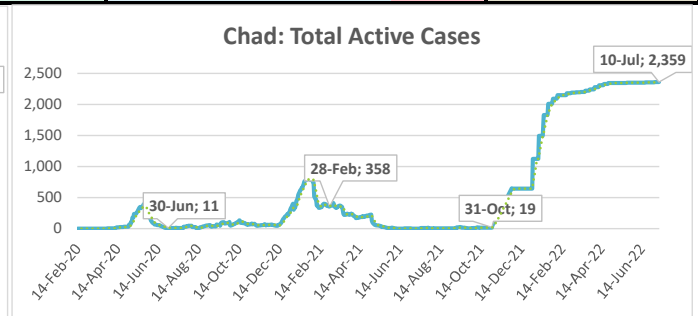
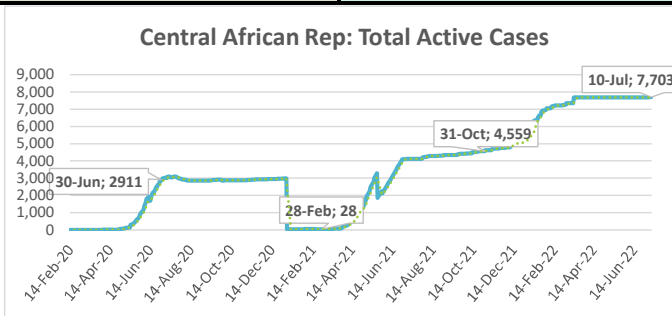
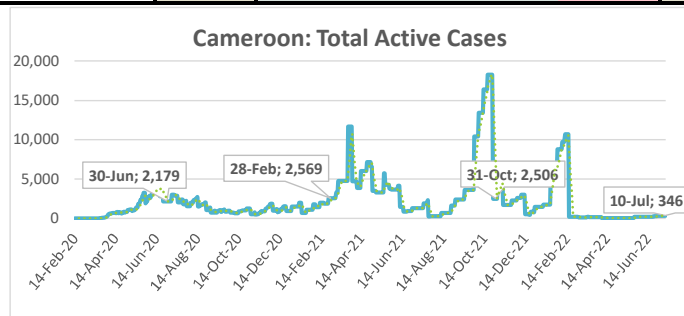
- **As of July 10, 2022, the number of reported total cases in the Central Africa region reached 322,523.** The total number of Covid-19 tests conducted and tests per 1 million people in the region, stood at 6,497,696 and 44,350 respectively. The region reported 834 new cases during the week.
- **The cumulative total number of deaths reported in Central Africa since the start of the pandemic reached 4,486,** with 1 new death reported during the review week. The number of total recovered cases was 263,837<sup>1</sup>, with 104 newly recovered cases reported during the week. The total number of active cases stands at 54,200, indicating an increase of 729 cases during the review week, which is mainly attributable to the Republic of Congo and Equatorial Guinea followed by Gabon.
- **Cameroon accounted for 37.2% of the total cases reported in the region since the start of the pandemic, while Equatorial Guinea accounted for 35.5% of the new cases reported during the week.** Chad recorded the lowest number of total cases in the region since the start of the pandemic, at 7,426.
- **The average case fatality rate (CFR) based on cumulative total cases and deaths as of July 10, 2022, for the region, stands at 1.4%.** The highest CFR in the region was reported in Chad at 2.6% and the lowest in Gabon at 0.6%.

---

<sup>1</sup> Central African Republic and Chad are not releasing data on recovered cases.

# Summary of COVID-19 tracking in Central Africa: Situation for the week ending July 10, 2022

	Date of first case	Cases				Deaths				Recovered				Active				Test	
		Total cases	New cases for the week of	New cases for the week of	Weekly change	Total deaths	New deaths for the week of	New deaths for the week of	Weekly change from Previous week	Total Recovered	New recovered for the week of	New recovered for the week of	Weekly change from Previous week	Active cases	New active for the week of	New active for the week of	Weekly change from Previous week	Total tests	Tests Per million People
			July 10	July 3			July 10	July 3			July 10	July 3			July 10	July 3			
Central Africa	6-Mar-20	322,523	834	585	249	4,486	1	5	-4	263,837	104	19	85	54,200	729	561	168	6,497,696	44,350
Cameroon	6-Mar-20	120,068	0	66	-66	1,931	0	1	-1	117,791	0	0	0	346	0	65	-65	2,752,259	103,679
Central African Rep.	15-Mar-20	14,675	26	0	26	113	0	0	0	6,859	0	0	0	7,703	26	0	26	96,539	19,988
Chad	19-Mar-20	7,426	1	1	0	193	0	0	0	4,874	0	0	0	2,359	1	1	0	218,873	13,325
Congo Rep.	15-Mar-20	24,421	293	0	293	386	1	0	1	20,178	0	0	0	3,857	292	0	292	427,241	77,426
Congo Dem. Rep.	10-Mar-20	91,393	0	311	-311	1,375	0	4	-4	50,930	0	0	0	39,088	0	307	-307	1,053,695	11,765
Equatorial Guinea	14-Mar-20	16,383	296	92	204	183	0	0	0	15,814	66	9	57	386	230	83	147	344,341	245,435
Gabon	12-Mar-20	48,157	218	115	103	305	0	0	0	47,391	38	10	28	461	180	105	75	1,604,748	720,997



.....: 7-day moving average

---

---

# **East Africa**

---

---

## **Highlights of the Covid-19 Situation in East Africa for the Week Ending July 10, 2022**

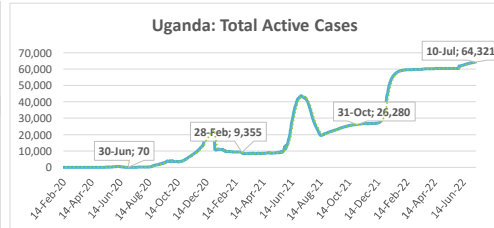
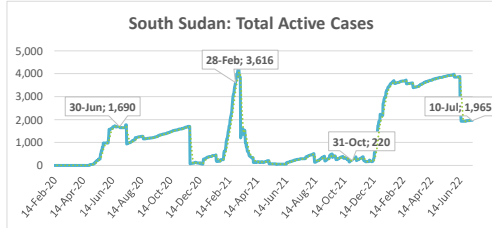
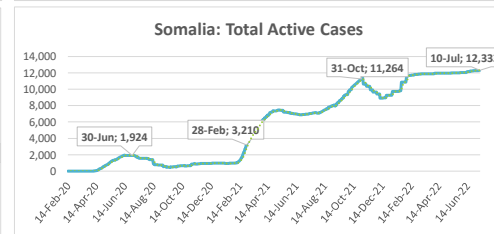
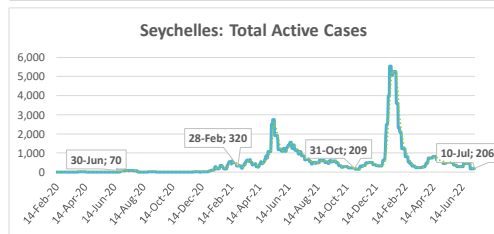
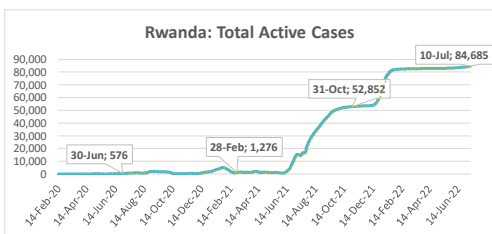
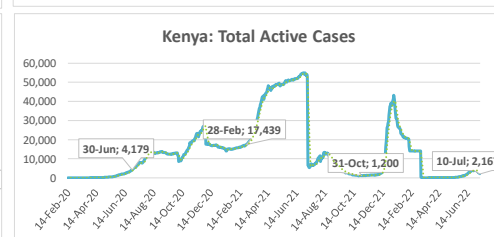
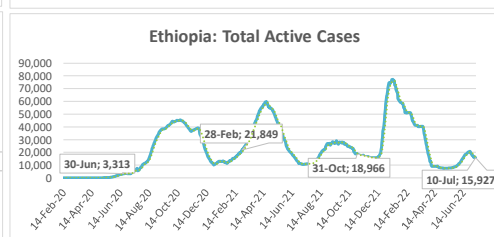
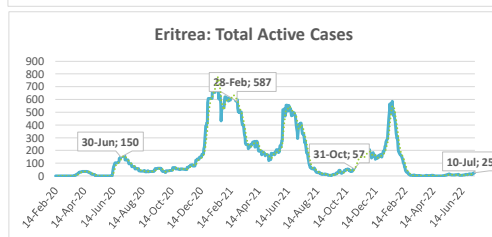
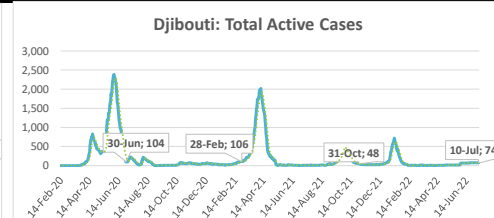
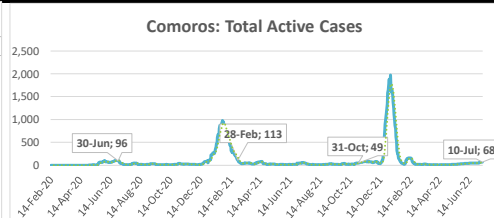
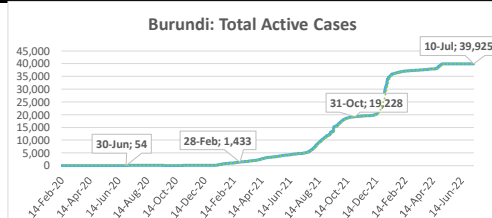
- **As of Sunday, July 10, 2022, the cumulative number of total cases in the East Africa region since the start of the pandemic reached 1,390,881.** The total number of Covid-19 tests conducted and tests per 1 million people, in the region, stand at 21,265,467 and 56,634 respectively. The region reported 4,031 new cases in the review week, which is a 29.7% decline compared to the new cases recorded in the preceding week.
- **The cumulative total number of deaths reported in East Africa reached 26,245, with 31 new deaths occurring during the week ending July 10, 2022.** The number of total recovered cases reached 1,050,220,<sup>1</sup> of which 6,155 were newly recovered cases during the review week. The total number of active cases in the region currently stands at 221,696, indicating a decline of 2,275 cases in the week. The weekly decline in the number of active cases in the region is mainly attributable to Ethiopia and Kenya.
- **Ethiopia accounted for 35.3% of the total cases reported in the region since the start of the pandemic, while Kenya accounted for 40.0% of the new cases reported in the region during the review week.** Comoros recorded the lowest number of total cases in the region since the start of the pandemic at 8,161, of which 97.2% are reported to have recovered.
- **The average case fatality rate (CFR)<sup>2</sup> for the East Africa region, based on cumulative total cases and deaths as of July 10, 2022, stands at 1.9%.** The highest CFR in the region was reported in Sudan at 7.9% and the lowest in Seychelles at 0.4%.

---

<sup>1</sup> Sudan and Tanzania are not releasing data on recovered cases.

<sup>2</sup> Burundi has published no new data on deaths since 6 January 21, hence is excluded from the CFR comparison.

Summary of COVID-19 tracking in East Africa: Situation for the week ending July 10, 2022																			
	Date of first case	Cases				Deaths				Recovered				Active				Test	
		Total cases	New cases for the week of	New cases for the week of	Weekly change	Total deaths	New deaths for the week of	New deaths for the week of	Weekly change from Previous week	Total Recovered	New recovered for the week of	New recovered for the week of	Weekly change from Previous week	Active cases	New active for the week of	New active for the week of	Weekly change from Previous week	Total tests	Tests Per million People
			July 10	July 3			July 10	July 3			July 10	July 3			July 10	July 3			
East Africa	13-Mar-20	1,390,881	4,031	5,732	-1,701	26,245	31	15	16	1,050,220	6,155	7,390	-1,235	221,696	2,275	2,148	-127	21,265,467	56,634
Burundi	31-Mar-20	42,836	138	156	-18	38	0	0	0	2,873	138	156	-18	39,925	0	0	0	1,633,198	137,350
Comoros	2-May-20	8,161	22	0	22	160	0	0	0	7,933	0	0	0	68	22	0	22	100,289	115,328
Djibouti	18-Mar-20	15,690	0	0	0	189	0	0	0	15,427	0	0	0	74	0	0	0	309,732	313,494
Eritrea	21-Mar-20	9,824	23	13	10	103	0	0	0	9,696	12	10	2	25	11	3	8	23,693	6,681
Ethiopia	13-Mar-20	490,370	1,029	1,911	-882	7,552	11	11	0	466,891	2,689	4,589	-1,900	15,927	-1,671	-2,689	1,018	5,085,256	44,234
Kenya	13-Mar-20	335,861	1,612	2,022	-410	5,667	12	3	9	328,027	3,201	2,159	1,042	2,167	-1,601	-140	-1,461	3,781,431	70,324
Rwanda	14-Mar-20	131,668	435	414	21	1,461	1	1	0	45,522	0	0	0	84,685	434	413	21	5,595,109	431,981
Seychelles	15-Mar-20	45,000	153	178	-25	167	0	0	0	44,627	115	459	-344	206	38	-281	319	21,504	218,654
Somalia	16-Mar-20	26,865	62	55	7	1,350	0	0	0	13,182	0	0	0	12,333	62	55	7	493,663	31,061
South Sudan	5-Apr-20	17,733	11	25	-14	138	0	0	0	15,630	0	0	0	1,965	11	25	-14	414,241	37,007
Sudan	13-Mar-20	62,745	121	73	48	4,952	1	0	1	---	---	---	---	---	---	---	---	562,941	12,838
Tanzania	16-Mar-20	35,768	0	402	-402	841	0	0	0	---	---	---	---	---	---	---	---	455,776	7,630
Uganda	21-Mar-20	168,360	425	483	-58	3,627	6	0	6	100,412	0	17	-17	64,321	419	466	-47	2,788,634	60,966



.....: 7-day moving average

---

---

# North Africa

---

---

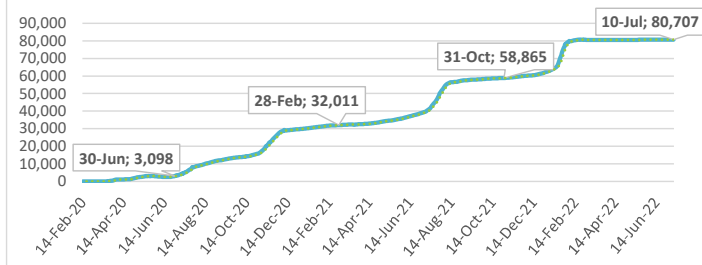
## **Highlights of the Covid-19 Situation in North Africa for the Week Ending July 10, 2022**

- **As of Sunday, July 10, 2022, the cumulative total cases reported in the North Africa region reached 3,653,419, since the start of the pandemic.** The total number of Covid-19 tests conducted and tests per 1 million people, in the region, stand at 26,699,804 and 129,337 respectively. The region reported 31,771 new cases in the review week, which is a 17.1% increase compared to the new cases reported in the preceding week.
- **The cumulative total deaths reported for the region reached 83,808, of which 98 were new deaths during the week ending July 10, 2022.** The cumulative number of recovered cases since the start of the pandemic reached 3,381,612, of which 26,179 were newly recovered cases during the review week. The cumulative total of active cases stands at 187,999, indicating an increase of 5,494 cases during the week. The weekly increase in the number of active cases in the region is mainly attributable to Tunisia.
- **Morocco accounted for 34.0% of the total cases reported in the region since the start of the pandemic and 52.4% of the new cases in the region during the week.** The lowest number of total cases in the region, since the start of the pandemic, was recorded in Mauritania at 61,234, of which 95.6% recovered.
- **The average case fatality rate (CFR) based on cumulative total cases and deaths as of July 10, 2022, for the region, stands at 2.3%.** The highest CFR in the region was recorded in Egypt at 4.8% and the lowest in Libya and Morocco at 1.3%.

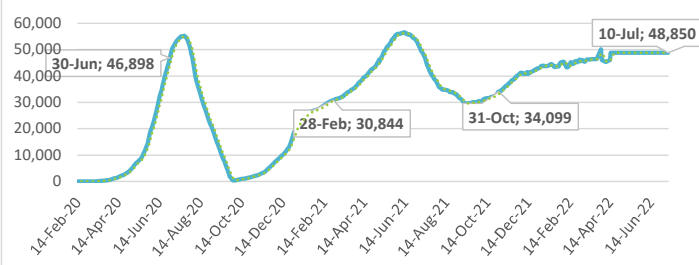
# Summary of COVID-19 tracking in North Africa: Situation for the week ending July 10, 2022

	Date of first case	Cases				Deaths				Recovered				Active				Test	
		Total cases	New cases for the week of	New cases for the week of	Weekly change	Total deaths	New deaths for the week of	New deaths for the week of	Weekly change from Previous week	Total Recovered	New recovered for the week of	New recovered for the week of	Weekly change from Previous week	Active cases	New active for the week of	New active for the week of	Weekly change from Previous week	Total tests	Tests Per million People
			July 10	July 3			July 10	July 3			July 10	July 3			July 10	July 3			
North Africa	14-Feb-20	3,653,419	31,771	27,123	4,648	83,808	98	39	59	3,381,612	26,179	16,951	9,228	187,999	5,494	10,133	-4,639	26,699,804	129,337
Algeria	26-Feb-20	266,257	129	90	39	6,875	0	0	0	178,675	99	73	26	80,707	30	17	13	230,861	5,265
Egypt	14-Feb-20	515,645	0	0	0	24,613	0	0	0	442,182	0	0	0	48,850	0	0	0	6,122,287	59,826
Libya	25-Mar-20	502,189	51	28	23	6,430	0	0	0	490,973	0	0	0	4,786	51	28	23	2,581,124	375,639
Mauritania	14-Mar-20	61,234	982	801	181	986	2	2	0	58,511	184	58	126	1,737	796	741	55	1,012,105	217,673
Morocco	5-Mar-20	1,241,967	16,662	20,727	-4,065	16,156	39	16	23	1,205,017	21,148	14,809	6,339	20,794	-4,525	5,902	-10,427	12,049,289	326,446
Tunisia	5-Mar-20	1,066,127	13,947	5,477	8,470	28,748	57	21	36	1,006,254	4,748	2,011	2,737	31,125	9,142	3,445	5,697	4,704,138	398,028

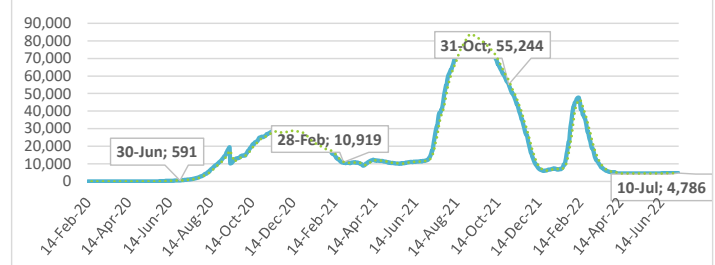
Algeria: Total Active Cases



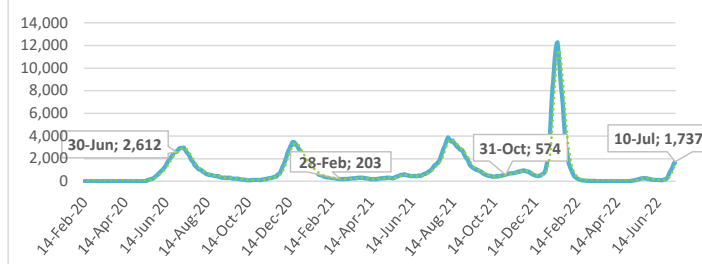
Egypt: Total Active Cases



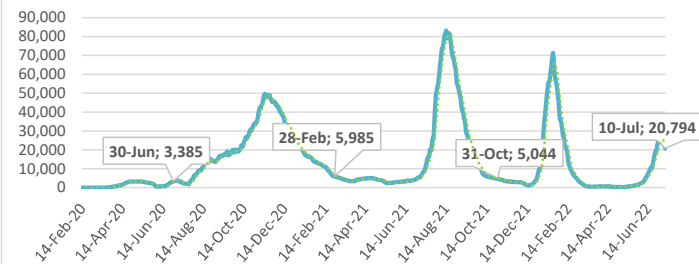
Libya: Total Active Cases



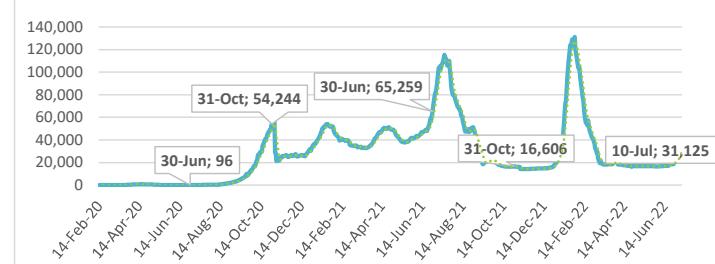
Mauritania: Total Active Cases



Morocco: Total Active Cases



Tunisia: Total Active Cases



.....: 7-day moving average



---

---

# **Southern Africa**

---

---

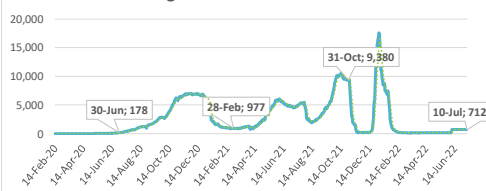
## **Highlights of the Covid-19 Situation in Southern Africa for the Week Ending July 10, 2022**

- **As of Sunday, July 10, 2022, the number of cumulative total cases in the Southern Africa region reached 5,708,457.** The total number of Covid-19 tests conducted and tests per 1 million people, in the Southern region, stand at 42,074,163 and 197,361 respectively. The region reported 5,549 new cases in the review week, which is a 52.8% decline compared to the preceding week.
- **The cumulative total number of deaths reported in Southern Africa reached 129,629, of which 89 were new deaths during the week.** The total number of recovered cases reached 5,553,235, of which 9,285 were newly recovered cases during the review week. The total number of active cases stands at 25,593, indicating a decline of 3,825 cases in the review week, which is mainly attributable to Botswana followed by South Africa.
- **As of July 10, 2022, South Africa accounted for 70.0% of the total cases reported in the region since the start of the pandemic and 35.6% of the new cases in the region during the week.** The lowest number of total cases in the region, since the start of the pandemic, was recorded in São Tomé & Príncipe at 6,064 of which 98.4% are reported to have recovered.
- **The average case fatality rate (CFR) for the Southern region, based on cumulative total cases and deaths as of July 10, 2022, stands at 2.3%.** The highest CFR in the region was reported in Malawi at 3.1% and the lowest in Botswana at 0.8%.

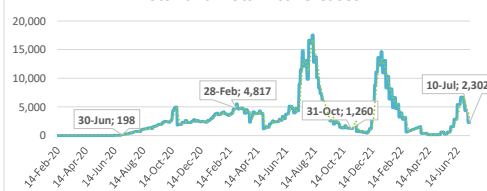
# Summary of COVID-19 tracking in Southern Africa: Situation for the week ending July 10, 2022

	Date of first case	Cases				Deaths				Recovered				Active				Test	
		Total cases	New cases for the week of	New cases for the week of	Weekly change	Total deaths	New deaths for the week of	New deaths for the week of	Weekly change from Previous week	Total Recovered	New recovered for the week of	New recovered for the week of	Weekly change from Previous week	Active cases	New active for the week of	New active for the week of	Weekly change from Previous week	Total tests	Tests Per million People
		July 10	July 3	July 3	July 3	July 10	July 3	July 3	July 3	July 10	July 3	July 3	July 3	July 10	July 3	July 3	July 3	July 10	July 10
Southern Africa	5-Mar-20	5,708,457	5,549	11,745	-6,196	129,629	89	133	-44	5,553,235	9,285	18,212	-8,927	25,593	-3,825	-6,600	2,775	42,074,163	197,361
Angola	27-Mar-20	101,320	0	1,559	-1,559	1,900	0	0	0	98,708	0	1,559	-1,559	712	0	0	0	1,666,915	50,718
Botswana	16-Mar-20	324,154	1,385	4,241	-2,856	2,753	3	31	-28	319,099	3,431	6,544	-3,113	2,302	-2,049	2,334	285	2,285,160	971,736
Eswatini	14-Mar-20	73,215	79	63	16	1,417	1	1	0	71,692	48	22	26	106	30	40	-10	1,038,252	894,918
Lesotho	13-Mar-20	33,938	0	0	0	699	0	0	0	24,155	0	0	0	9,084	0	0	0	466,586	217,802
Madagascar	20-Mar-20	66,098	311	406	-95	1,403	2	3	-1	63,895	355	254	101	800	-46	149	-195	478,036	17,263
Malawi	2-Apr-20	86,741	165	178	-13	2,648	2	1	1	83,430	249	202	47	663	-86	-25	-61	595,209	31,114
Mauritius	18-Mar-20	38,737	87	223	-136	1,008	4	2	2	36,856	51	113	-62	873	32	108	-76	1,282,782	1,008,660
Mozambique	27-Mar-20	228,677	494	539	-45	2,214	2	0	2	225,889	448	510	-62	574	44	29	15	1,355,747	43,376
Namibia	14-Mar-20	169,253	23	154	-131	4,065	0	4	-4	164,813	14	347	-333	375	9	-197	206	1,062,663	418,222
São Tomé & Príncipe	6-Apr-20	6,064	21	20	1	74	1	0	1	5,970	20	13	7	20	0	7	-7	45,776	208,871
South Africa	5-Mar-20	3,997,269	1,978	2,842	-864	101,876	64	81	-17	3,887,182	3,293	6,489	-3,196	8,211	-1,379	-3,728	2,349	25,810,400	435,187
Zambia	18-Mar-20	327,052	793	1,149	-356	4,008	1	4	-3	321,910	757	1,431	-674	1,134	35	-286	321	3,575,451	194,488
Zimbabwe	25-Mar-20	255,939	213	371	-158	5,564	9	6	3	249,636	619	728	-109	739	-415	-363	-52	2,411,186	162,228

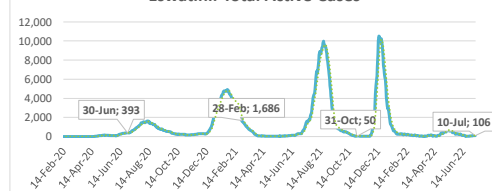
Angola: Total Active Cases



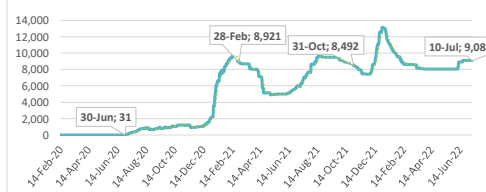
Botswana: Total Active Cases



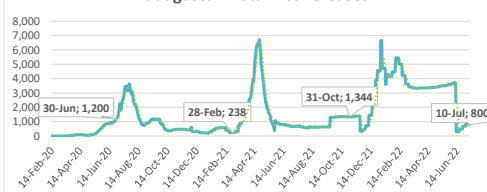
Eswatini: Total Active Cases



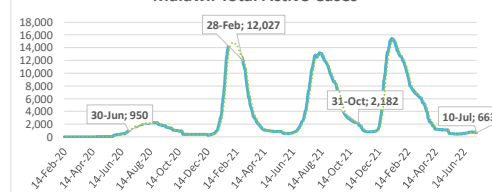
Lesotho: Total Active Cases



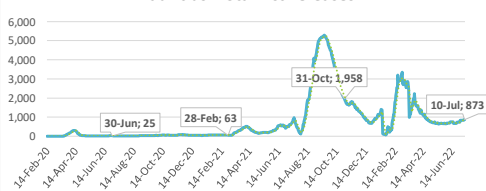
Madagascar: Total Active Cases



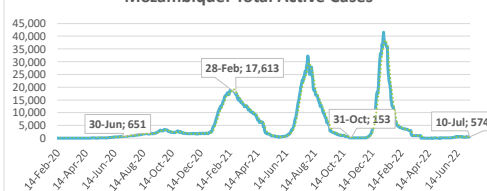
Malawi: Total Active Cases



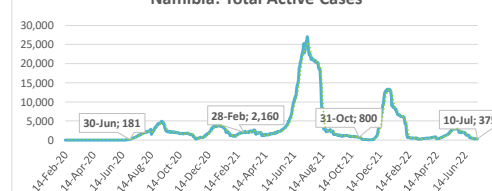
Mauritius: Total Active Cases



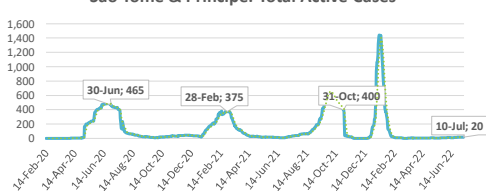
Mozambique: Total Active Cases



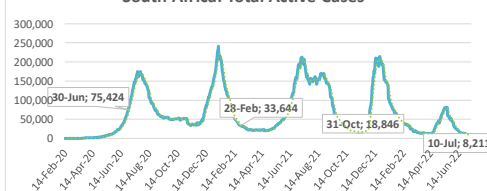
Namibia: Total Active Cases



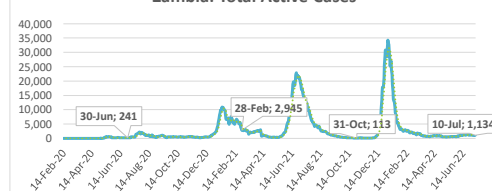
São Tomé & Príncipe: Total Active Cases



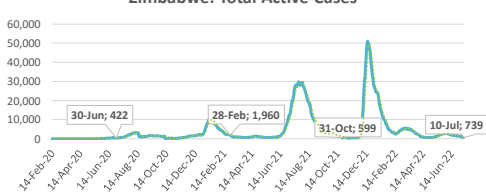
South Africa: Total Active Cases



Zambia: Total Active Cases



Zimbabwe: Total Active Cases



.....: 7-day moving average

---

---

# **West Africa**

---

---

## **Highlights of the Covid-19 Situation in West Africa for the Week Ending July 10, 2022**

- **As of Sunday, July 10, 2022, the cumulative number of Covid-19 cases in the West Africa region had reached 856,610.** The total number of Covid-19 tests conducted and tests per 1 million people, in the West Africa region, stand at 15,200,149 and 38,268 respectively. The region reported 3,455 new cases during the week, which is a 15.1% decrease compared to the new cases reported in the preceding week.
- **The cumulative total number of deaths reported in West Africa reached 11,049, with 7 new deaths reported during the review week.** The total number of recovered cases since the start of the pandemic is 834,484<sup>1</sup>, of which 3,342 were newly recovered cases during the review week. The total number of active cases stands at 11,077, indicating an increase of 106 cases in the week ending July 10, 2022. The weekly increase in the number of active cases in the region is mainly attributable to Nigeria followed by Guinea.
- **Nigeria accounted for 30.2% of the total cases reported in the region since the start of the pandemic and 25.5% of the new cases in the region during the review week.** Liberia recorded the lowest cumulative number of cases in the region since the start of the pandemic, at 7,500.
- **The average case fatality rate (CFR) based on cumulative total cases and deaths as of July 10, 2022, for the region, stands at 1.3%.** The highest CFR in the region was reported in Liberia at 3.9% and the lowest in Benin at 0.6%.

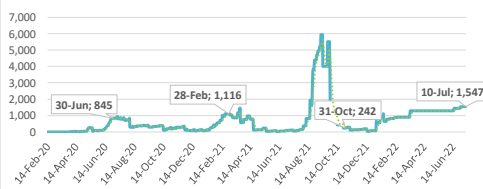
---

<sup>1</sup> Liberia has not been releasing data on recovered cases for the past few months.

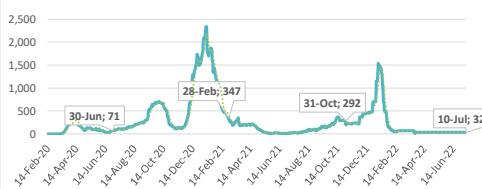
# Summary of COVID-19 tracking in West Africa: Situation for the week ending July 10, 2022

	Date of first case	Cases				Deaths				Recovered				Active				Test	
		Total cases	New cases for the week of	New cases for the week of	Weekly change	Total deaths	New deaths for the week of	New deaths for the week of	Weekly change from Previous week	Total Recovered	New recovered for the week of	New recovered for the week of	Weekly change from Previous week	Active cases	New active for the week of	New active for the week of	Weekly change from Previous week	Total tests	Tests Per million People
			July 10	July 3			July 10	July 3			July 10	July 3			July 10	July 3			
West Africa	28-Feb-20	856,610	3,455	4,071	-616	11,049	7	5	-2	834,484	3,342	3,111	-231	11,077	106	955	-849	15,200,149	38,268
Benin	16-Mar-20	27,216	0	94	-94	163	0	0	0	25,506	0	0	0	1,547	0	94	-94	604,310	49,847
Burkina Faso	9-Mar-20	21,044	0	0	0	387	0	0	0	20,628	0	0	0	32	0	0	0	324,773	15,537
Cabo Verde	20-Mar-20	61,623	621	1,586	-965	409	4	2	-2	60,624	1,254	1,618	-364	590	-637	-34	-603	507,185	912,225
Côte d'Ivoire	11-Mar-20	84,079	420	610	-190	805	0	0	0	83,100	763	301	462	174	-343	309	-652	1,559,345	59,115
Gambia, The	18-Mar-20	12,009	7	0	-7	365	0	0	0	11,591	0	0	0	53	7	0	-7	155,686	64,422
Ghana	12-Mar-20	166,816	419	851	-432	1,453	2	3	-1	164,156	674	890	-216	1,207	-257	42	-215	2,479,277	79,789
Guinea	13-Mar-20	37,358	761	0	-761	443	1	0	-1	36,419	306	0	306	496	454	0	454	716,239	54,538
Guinea-Bissau	27-Mar-20	8,400	31	21	-10	171	0	0	0	8,151	27	19	8	78	4	-2	-2	145,231	73,796
Liberia	16-Mar-20	7,500	3	4	-1	294	0	0	0	5,747	0	0	0	1,459	3	4	-1	139,824	27,646
Mali	25-Mar-20	31,187	16	15	-1	737	0	0	0	30,352	18	9	9	98	-2	6	-8	716,283	35,371
Niger	20-Mar-20	9,031	0	0	0	310	0	0	0	8,628	0	0	0	93	0	0	0	254,538	10,515
Nigeria	28-Feb-20	258,517	880	679	-201	3,144	0	0	0	250,388	101	110	-9	4,985	779	569	-210	5,279,608	25,612
Senegal	2-Mar-20	86,504	141	83	-58	1,968	0	0	0	84,480	117	82	35	56	24	1	-23	1,120,296	66,908
Sierra Leone	31-Mar-20	7,718	16	8	-8	125	0	0	0	7,593	16	8	8	0	0	0	0	439,302	55,071
Togo	6-Mar-20	37,608	140	120	-20	275	0	0	0	37,124	66	74	-8	209	74	46	-28	758,252	91,590

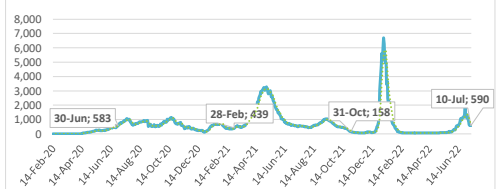
Benin: Total Active Cases



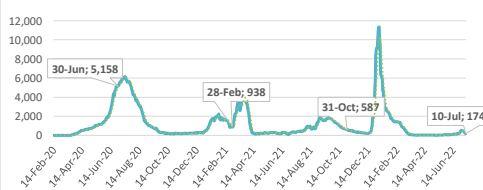
Burkina Faso: Total Active Cases



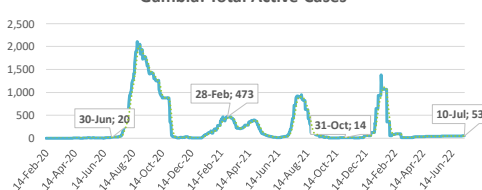
Cabo Verde: Total Active Cases



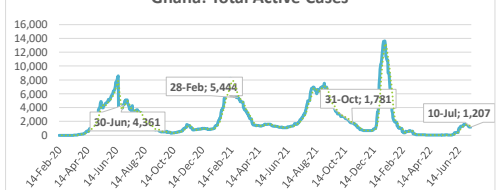
Côte d'Ivoire: Total Active Cases



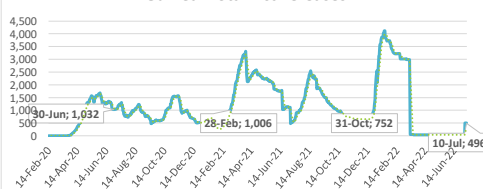
Gambia: Total Active Cases



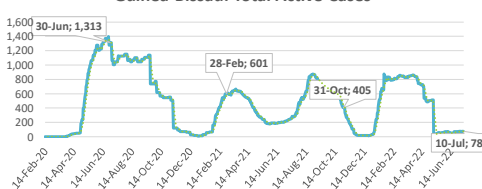
Ghana: Total Active Cases



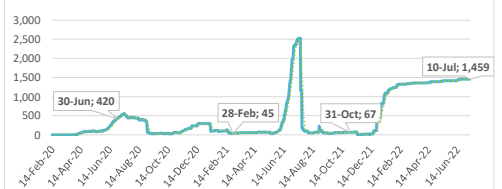
Guinea: Total Active Cases



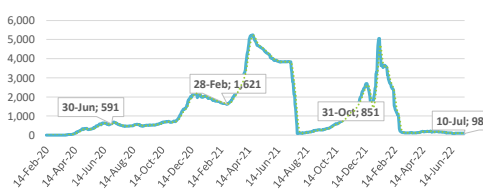
Guinea-Bissau: Total Active Cases



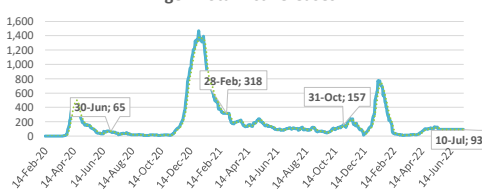
Liberia: Total Active Cases



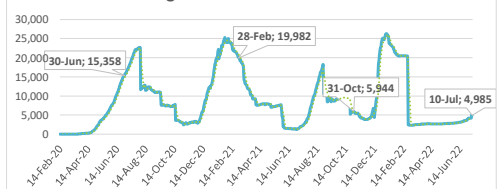
Mali: Total Active Cases



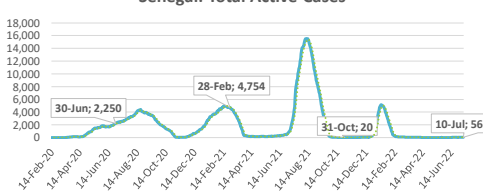
Niger: Total Active Cases



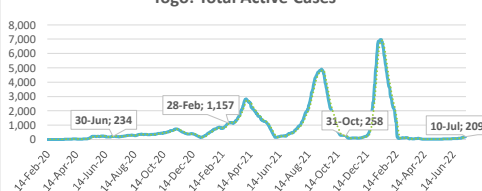
Nigeria: Total Active Cases



Senegal: Total Active Cases



Togo: Total Active Cases



.....: 7-day moving average