



AFRICAN DEVELOPMENT BANK GROUP

Weekly Data Flash on Covid-19 in Africa¹:

The situation as of Sunday, July 17, 2022

Statistics Department (ECST)

¹ This briefing note has been prepared by Roza Mamuye Bora, Principal Statistician; Anouar Chaouch, Senior Statistician; Soumaila Karambiri, Statistical Assistant; Regis Hauhouot Stephane, Statistical Assistant and Desire Lakpa Guy, Statistical Assistant; and Robert Maate, Chief Statistician under the supervision of Louis Kouakou, Ag Director, Statistics Department.

Contents

	Page
Highlights of the Covid-19 Situation in Africa as of July 17, 2022	1
Data Annexes: Africa	4
Highlights of the Covid-19 Situation in Central Africa as of July 17, 2022	6
Data Annexes: Central Africa	8
Highlights of the Covid-19 Situation in East Africa as of July 17, 2022	9
Data Annexes: East Africa	11
Highlights of the Covid-19 Situation in North Africa as of July 17, 2022	12
Data Annexes: North Africa	14
Highlights of the Covid-19 Situation in Southern Africa as of July 17, 2022	15
Data Annexes: Southern Africa	17
Highlights of the Covid-19 Situation in West Africa as of July 17, 2022	18
Data Annexes: West Africa	20

Highlights of the Covid-19 Situation in Africa for the Week Ending July 17, 2022

Vaccinations: Status Update

- **In the week ending July 17, 2022, over 73.8 million new Covid-19 vaccinations were reported to have been administered globally, leading to a cumulative total of over 12.25 billion since the start of the program.** In terms of the geographical distribution, China accounts for 28.0% of the total number of Covid-19 vaccinations administered to date, followed by India at 16.3% and the USA at 4.9%.
- **The number of African countries with data on Covid-19 vaccinations stands at 51, of which 28 released new data on the progress of the vaccination program this week.** As of July 17, 2022, a cumulative total of 571,511,450¹ vaccinations had been administered in Africa, which represents 4.7% of total global vaccinations. Egypt accounts for 16.0% of the vaccinations carried out in Africa to date, followed by Nigeria (9.7%), Morocco (9.6%) and Ethiopia (9.1%). As of July 17, 2022, 20.6% of Africa's population had completed² a course of vaccination and 26.2% had received at least one dose of vaccine.

Covid-19 Testing in Africa

- **As of Sunday, July 17, 2022, over 113.6 million tests for Covid-19 had been administered in Africa.** Nine countries collectively account for 63.8% of all the tests conducted in Africa by July 17, 2022, namely, South Africa (22.8%), Morocco (10.7%), Egypt (5.4%), Rwanda (4.9%), Nigeria (4.7%), Ethiopia (4.5%), Tunisia (4.2%), Kenya (3.3%) and Zambia (3.2%).
- **The average number of tests per 1 million people in Africa as of July 17, 2022, stands at 84,854.** Mauritius is leading on this indicator with 1,008,660 tests per 1 million people, followed by Botswana (971,736), Cabo Verde (922,768), Eswatini (895,693), Gabon (721,526), South Africa (436,149) and Rwanda (433,748).

Confirmed, New and Active Global Covid-19 Cases

- **Globally, the total number of confirmed Covid-19 cases since the start of the pandemic reached 562,403,716³, of which 94.9% have recovered.** The majority cases (37.1%) occurred in Europe, followed by Asia (29.0%), North America (19.0%), South America (10.8%) and Africa (2.1%).

¹ The total vaccination figures indicate the total number of vaccines administered, including both vaccinations completed and vaccines of at least one dose.

² Completed vaccination refers to population that have taken the minimum required doses of vaccination, depending on the type of vaccine.

³ Due to irregular reporting from countries and because not all cases are reported to health facilities, the total figure is believed to be underestimated globally.

- **The number of new cases reported globally in the review week amounted to 6,992,883,** indicating an 11.8% increase compared to the new cases recorded in the preceding week.
- **The cumulative total of global deaths due to Covid-19 reached 6,369,419, of which 18,304 were recorded in the week ending July 17, 2022.** This was 51.9% higher than the number of deaths recorded in the previous week. The number of global active cases increased by 1,077,392 cases in the week under review, bringing the total, as of July 17, 2022, to 22,551,859.
- **Africa accounts for 2.1% of the total global cases, 4.0% of total global deaths due to Covid-19, 2.1% of global recovered cases and 2.2% of active cases as of July 17, 2022, as detailed below.**

Confirmed, New and Active Covid-19 Cases in Africa

- **As of July 17, 2022, the total number of confirmed cases in Africa reached 11,977,042,⁴** 65.5% of which were in six countries, namely South Africa (33.4%), Morocco (10.4%), Tunisia (9.1%), Egypt (4.3%), Libya (4.2%) and Ethiopia (4.1%). The six countries with the lowest number of reported cases since the start of the pandemic were São Tomé & Príncipe, Chad, Liberia, Sierra Leone, Comoros and Guinea-Bissau, with cases ranging between 6,079 in São Tomé & Príncipe and 8,400 in Guinea-Bissau. These six countries collectively account for 0.4% of the confirmed cases in Africa. Considering population size, Seychelles, Botswana, Cabo Verde, Tunisia, Libya and South Africa are the six countries with the highest number of confirmed cases per 100,000 people, with rates ranging from 45,372 in Seychelles to 6,575 in South Africa.
- **In the week under review, a total of 45,152 new cases were reported in Africa,** which is 1.1% lower than new cases recorded in the previous week. These new cases in Africa account for 0.6% of the weekly new cases recorded globally. The North Africa region accounted for 69.1% of the weekly new cases in Africa, followed by Southern Africa (13.3%), East Africa (10.4%), West Africa (5.2%) and Central Africa (2.0%).
- **The number of active cases in Africa increased by 1,821 in the week ending July 17, 2022, indicating a cumulative total of 503,929 active cases.** Currently, five countries collectively account for 63.3% of the active cases in Africa, namely Rwanda (16.8%), Algeria (16.0%), Uganda (12.8%), Egypt (9.7%) and Tunisia (8.0%).
- **North Africa and West Africa recorded a decrease in active cases, while an increase was observed in the rest of the regions during the review week.**

Deaths and the Case Fatality Rates in Africa

- **As of July 17, 2022, a total of 255,416 deaths had been reported in Africa since the start of the pandemic,** of which 50.8% were in Southern Africa, 32.9% in North Africa, 10.3% in East Africa, 4.3% in West Africa, and 1.8% in Central Africa. The five countries with the highest

⁴ South Sudan, Namibia, Gambia, Guinea and Guinea-Bissau have not released new data for this week ending July 17, 2022. Cameroon, Djibouti, Egypt and Benin have not released new data for at least two consecutive weeks.

number of reported deaths due to Covid-19 since the start of the pandemic are South Africa, Tunisia, Egypt, Morocco and Ethiopia, ranging from 101,918 in South Africa to 7,561 in Ethiopia. A total of 199 new deaths were reported in Africa in the week under review, which is an 11.9% decline compared to the number recorded in the preceding week.

- **The case fatality rate (CFR), i.e. deaths per confirmed cases for Africa, stands at 2.1%, which is higher than the global CFR rate of 1.1%.** Regionally, West Africa has the lowest CFR at 1.3%, followed by Central Africa at 1.4%, East Africa at 1.9%, Southern Africa and North Africa at 2.3%. As of July 17, 2022, seventeen African countries recorded CFRs higher than the African average with the highest in Sudan at 7.9%, followed by Somalia (5.0%), Egypt (4.8%), Liberia (3.9%), Niger (3.4%), Malawi (3.1%), The Gambia (3.0%), Tunisia (2.7%), Mauritius (2.6%), Chad (2.6%), Algeria (2.6%), South Africa (2.5%), Namibia (2.4%), Mali (2.4%), Senegal (2.3%), Tanzania (2.2%) and Zimbabwe (2.2%).

Recovery Rates in Africa

- **As of July 17, 2022, the cumulative total of recovered cases in Africa reached 11,123,188, representing 92.9% of its confirmed cases.⁵** Regionally, the recovery rates stand at 97.4% for West Africa, 97.3% for Southern Africa, 92.5% for North Africa, 81.6% for Central Africa and 75.5% for East Africa. In the week under review, a total of 41,343 newly recovered cases were reported in Africa.

⁵ Central African Republic, Chad, Tanzania, Sudan and Liberia are not currently reporting on recovered cases.

Status of Vaccinations Administered in Africa and Selected Global Countries for the Week Ending July 17, 2022

	Vaccinations					
	Total vaccinations	% of population vaccinated (at least one dose)	% of population vaccinated completed (2 doses)*	New vaccinations for the week of July 17	New vaccinations for the week of July 10	Weekly change
World	12,252,898,513	50.0	43.9	73,800,445	29,829,054	43,971,391
AFRICA	571,511,450	26.2	20.6	15,089,803	23,015,224	-7,925,421
Algeria	15,205,854	17.6	14.5	0	0	0
Angola	20,701,915	39.1	21.3	304,800	832,091	-527,291
Benin	3,681,560	29.2	21.6	0	0	0
Botswana	2,730,607	70.8	63.1	0	0	0
Burkina Faso	2,947,625	11.4	7.2	0	63	-63
Cabo Verde	802,216	63.3	54.8	28,406	0	28,406
Cameroon	1,849,562	5.8	4.5	10,655	0	10,655
Central African Rep	1,353,144	25.6	24.5	135,745	0	135,745
Chad	2,356,138	13.1	12.4	0	0	0
Comoros	642,520	38.4	33.9	0	0	0
Congo DRC	3,825,485	3.2	2.5	311,005	0	311,005
Congo Rep	831,318	12.3	11.5	0	0	0
Côte d'Ivoire	14,445,720	34.1	25.2	1,691,951	0	1,691,951
Djibouti	222,387	20.1	16.1	0	0	0
Egypt	91,447,330	48.3	35.8	0	0	0
Equatorial Guinea	484,554	18.5	14.4	0	0	0
Eswatini	684,176	35.0	29.2	148,783	0	148,783
Ethiopia	52,192,941	37.9	32.5	2,505,247	19,662,404	-17,157,157
Gabon	568,751	13.6	11.3	1,176	241	935
Gambia, The	812,811	18.1	14.3	0	0	0
Ghana	19,883,528	34.3	24.2	1,240,091	194,939	1,045,152
Guinea	6,334,117	33.7	19.6	4,976	29,512	-24,536
Guinea Bissau	573,125	26.3	17.0	171	179	-8
Kenya	19,055,991	23.0	17.0	79,869	188,597	-108,728
Lesotho	1,071,629	42.5	40.2	28,249	109,555	-81,306
Liberia	2,921,554	51.1	44.9	205,224	627,873	-422,649
Libya	3,579,762	32.6	17.0	0	0	0
Madagascar	2,372,767	2.9	2.7	0	0	0
Malawi	3,171,945	10.8	7.7	1,005,543	0	1,005,543
Mali	2,583,468	9.2	6.6	176,482	0	176,482
Mauritania	2,872,677	40.4	27.9	0	22,279	-22,279
Mauritius	2,563,999	80.3	76.8	4,210	5,141	-931
Morocco	54,846,507	66.8	62.8	0	0	0
Mozambique	31,616,078	46.1	43.2	0	0	0
Namibia	856,277	19.9	17.1	21,521	0	21,521
Niger	4,364,000	14.4	11.4	637,398	0	637,398
Nigeria	55,468,500	17.2	11.5	4,849,262	0	4,849,262
Rwanda	22,931,472	68.8	65.8	215,894	343,880	-127,986
São Tomé & Príncipe	218,850	55.8	43.6	0	4,290	-4,290
Senegal	2,523,856	13.5	6.1	0	0	0
Seychelles	221,597	85.8	81.6	0	0	0
Sierra Leone	3,526,274	32.5	23.5	32,888	368,955	-336,067
Somalia	3,143,630	15.8	9.8	0	0	0
South Africa	37,025,629	36.8	31.9	79,789	102,568	-22,779
South Sudan	1,323,626	11.2	10.8	96,854	12,419	84,435
Sudan	9,710,092	13.2	8.3	0	0	0
Togo	3,290,821	18.4	18.4	0	0	0
Tunisia	13,204,763	60.6	53.4	12,049	0	12,049
Uganda	22,965,496	36.0	24.7	1,209,040	265,802	943,238
Zambia	7,457,234	...	24.9	52,525	205,530	-153,005
Zimbabwe	12,045,572	42.0	30.7	0	38,906	-38,906
Americas						
Brazil	461,493,406	86.4	79.3	3,053,764	2,338,577	715,187
Canada	86,971,407	86.2	82.7	478,094	171,141	306,953
U.S.A	599,333,639	78.3	66.9	3,055,624	0	3,055,624
Asia						
China	3,427,624,099	89.7	87.4	8,784,666	8,839,000	-54,334
India	2,000,305,475	73.1	66.4	11,460,723	9,398,913	2,061,810
Europe						
France	147,240,279	80.7	78.4	265,479	748,569	-483,090
Germany	183,399,226	77.1	75.5	272,894	236,664	36,230
Israel	18,200,833	72.3	66.2	5,799	7,077	-1,278
U.K.	150,155,067	78.6	73.7	237,114	191,901	45,213
Middle East						
Saudi Arabia	66,700,629	75.6	71.0	0	0	0
U.A.E.	24,922,054	99.0	97.1	0	0	0

*: % of population vaccinated completed: Indicates the population that has taken the minimum required doses to complete vaccination depending on the type of vaccine

Total vaccinations

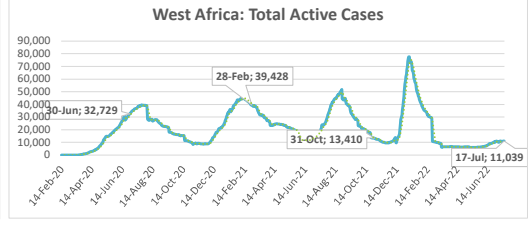
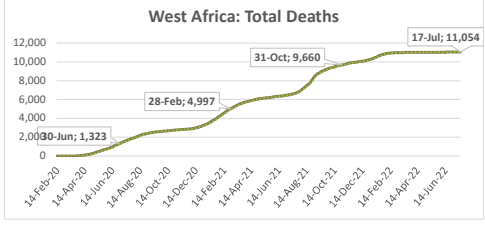
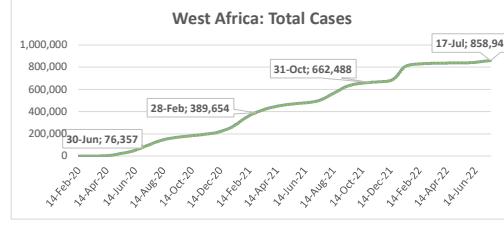
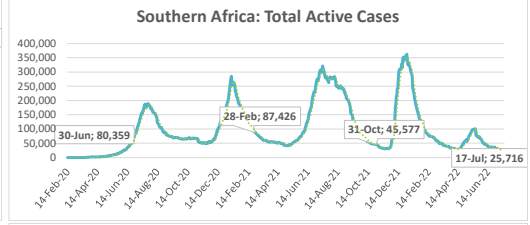
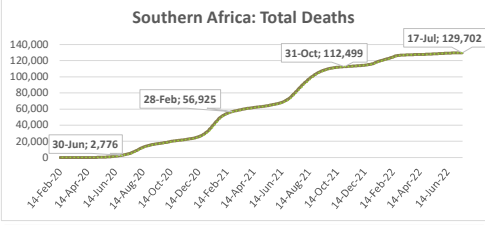
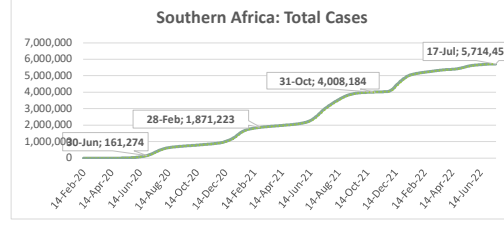
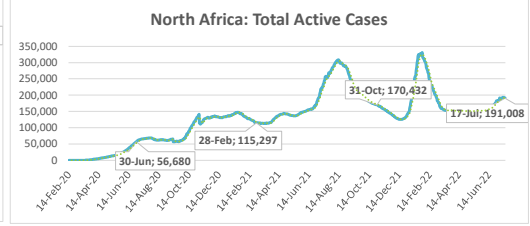
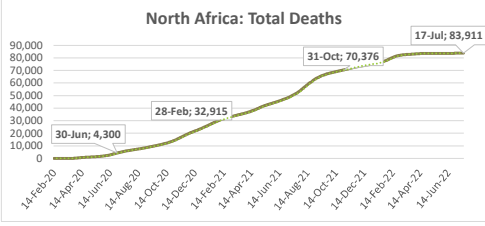
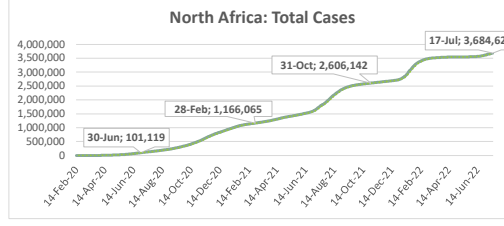
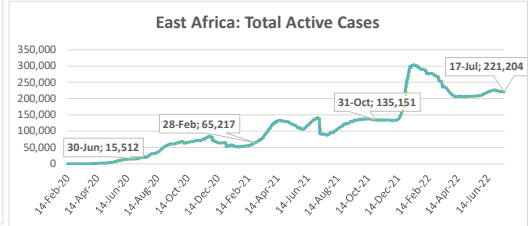
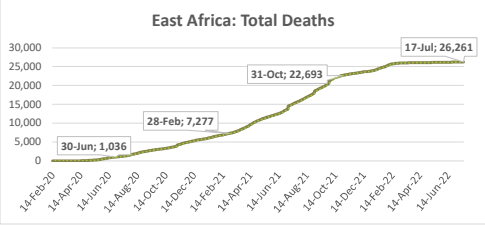
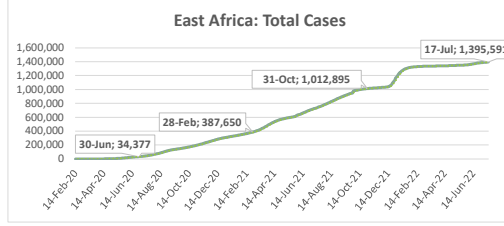
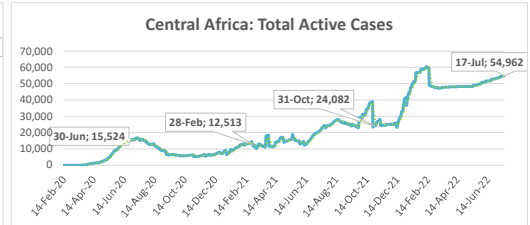
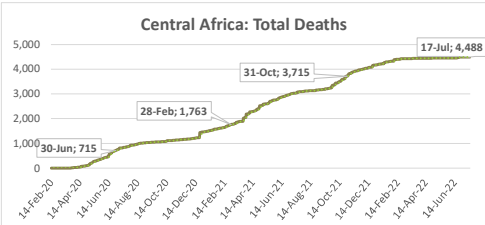
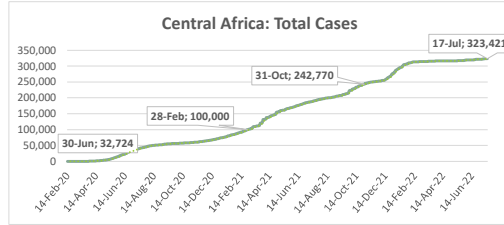
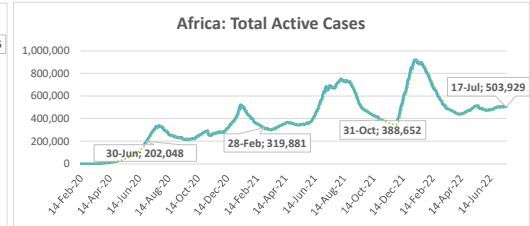
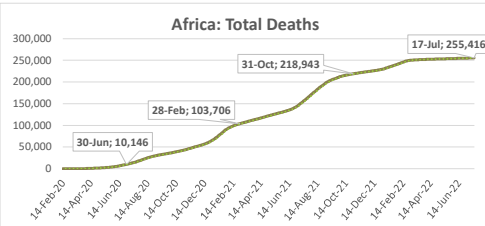
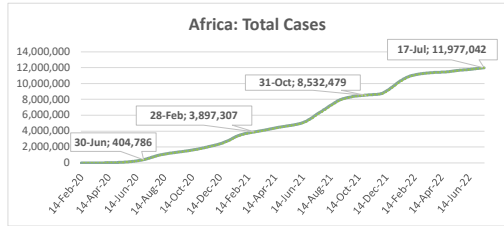


% of population vaccinated



Summary of COVID-19 tracking in Africa: Situation for the week ending July 17, 2022

	Date of first case	Cases				Deaths				Recovered				Active				Test	
		Total cases	New cases for the week of	New cases for the week of	Weekly change from Previous week	Total deaths	New deaths for the week of	New deaths for the week of	Weekly change from Previous week	Total Recovered	New recovered for the week of	New recovered for the week of	Weekly change from Previous week	Active cases	New active for the week of	New active for the week of	Weekly change from Previous week	Total tests	Tests Per million People
			July 17	July 10			July 17	July 10			July 17	July 10			July 17	July 10			
World	31-Dec-19	562,403,716	6,992,883	6,255,348	737,535	6,369,419	18,304	12,048	6,256	533,482,438	5,897,187	4,280,133	1,617,054	22,551,859	1,077,392	1,963,167	-885,775	6,514,931,062	835,805
Africa	14-Feb-20	11,977,042	45,152	45,640	-488	255,416	199	226	-27	11,123,188	41,343	45,081	-3,738	503,929	1,821	1,821	-1,608	113,604,336	84,854
Central Africa	6-Mar-20	323,421	898	834	64	4,488	2	1	-1	263,971	134	104	30	54,962	762	729	33	6,508,411	44,423
East Africa	13-Mar-20	1,395,591	4,710	4,031	679	26,261	16	31	-15	1,053,617	3,397	6,155	-2,758	221,204	-492	-2,275	1,783	21,569,194	57,443
North Africa	14-Feb-20	3,684,627	31,208	31,771	-563	83,911	103	98	5	3,409,708	28,096	26,179	1,917	191,008	3,009	5,494	-2,485	26,821,127	129,925
Southern Africa	5-Mar-20	5,714,454	5,997	5,549	448	129,702	73	89	-16	5,559,036	7,324	9,321	-1,997	25,716	-1,400	-3,861	2,461	43,401,965	203,589
West Africa	28-Feb-20	858,949	2,339	3,455	-1,116	11,054	5	7	-2	836,856	2,392	3,322	-930	11,039	-58	126	-184	15,303,639	38,528



.....: 7-day moving average

Central Africa

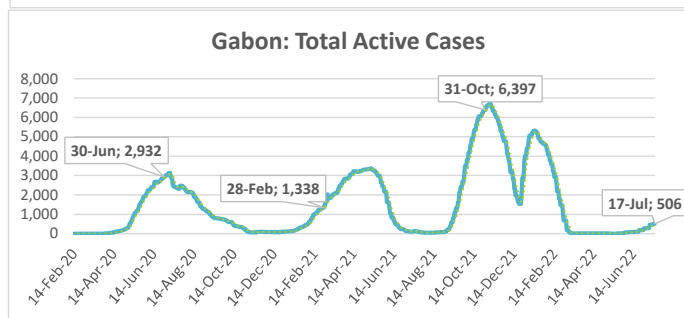
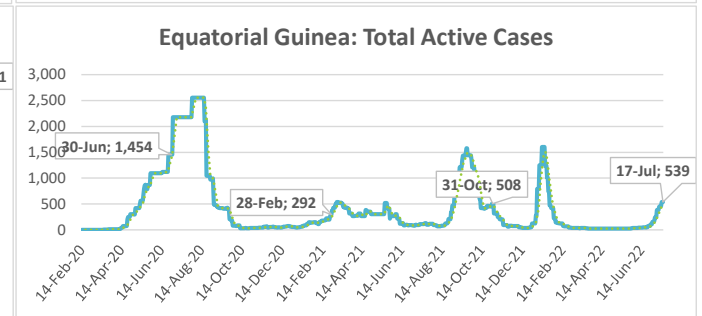
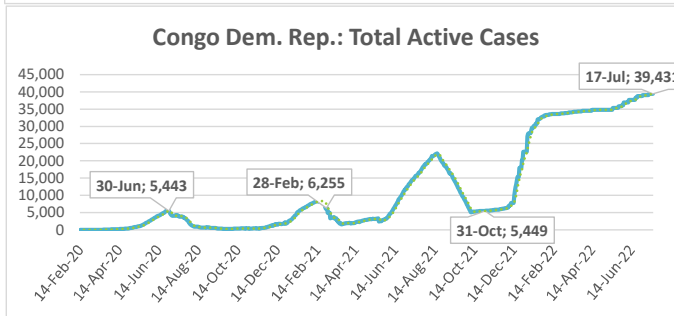
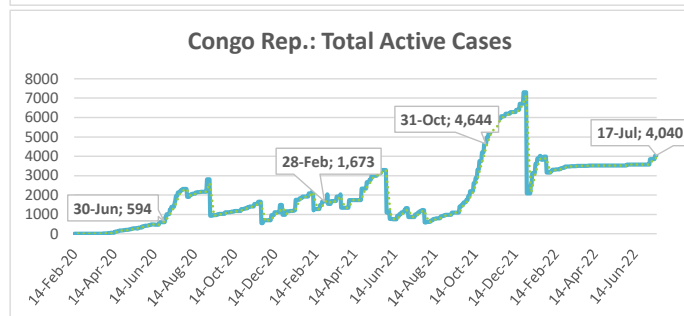
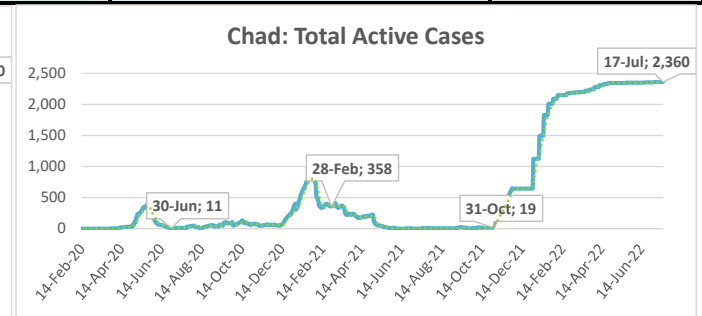
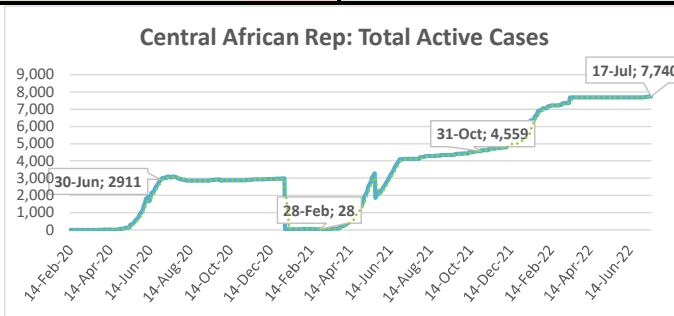
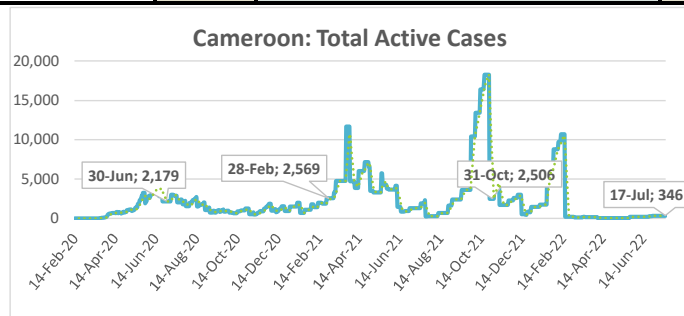
Highlights of the Covid-19 Situation in Central Africa for the Week Ending July 17, 2022

- **As of July 17, 2022, the number of reported total cases in the Central Africa region reached 323,421.** The total number of Covid-19 tests conducted and tests per 1 million people in the region, stood at 6,508,411 and 44,423 respectively. The region reported 898 new cases during the week, which is a 7.7% increase compared to the new cases recorded in the preceding week.
- **The cumulative total number of deaths reported in Central Africa since the start of the pandemic reached 4,488,** with 2 new deaths reported during the review week. The number of total recovered cases was 263,971¹, with 134 newly recovered cases reported during the week. The total number of active cases stands at 54,962, indicating an increase of 762 cases during the review week, which is mainly attributable to the Democratic Republic of Congo (DRC) followed by the Republic of Congo and Equatorial Guinea.
- **Cameroon accounted for 37.1% of the total cases reported in the region since the start of the pandemic, while DRC accounted for 38.3% of the new cases reported during the week.** Chad recorded the lowest number of total cases in the region since the start of the pandemic, at 7,427.
- **The average case fatality rate (CFR) based on cumulative total cases and deaths as of July 17, 2022, for the region, stands at 1.4%.** The highest CFR in the region was reported in Chad at 2.6% and the lowest in Gabon at 0.6%.

¹ Central African Republic and Chad are not releasing data on recovered cases.

Summary of COVID-19 tracking in Central Africa: Situation for the week ending July 17, 2022

	Date of first case	Cases				Deaths				Recovered				Active				Test	
		Total cases	New cases for the week of	New cases for the week of	Weekly change	Total deaths	New deaths for the week of	New deaths for the week of	Weekly change from Previous week	Total Recovered	New recovered for the week of	New recovered for the week of	Weekly change from Previous week	Active cases	New active for the week of	New active for the week of	Weekly change from Previous week	Total tests	Tests Per million People
			July 17	July 10			July 17	July 10			July 17	July 10			July 17	July 10			
Central Africa	6-Mar-20	323,421	898	834	64	4,488	2	1	1	263,971	134	104	30	54,962	762	729	33	6,508,411	44,423
Cameroon	6-Mar-20	120,068	0	0	0	1,931	0	0	0	117,791	0	0	0	346	0	0	0	2,752,259	103,679
Central African Rep.	15-Mar-20	14,712	37	26	11	113	0	0	0	6,859	0	0	0	7,740	37	26	11	97,740	20,237
Chad	19-Mar-20	7,427	1	1	0	193	0	0	0	4,874	0	0	0	2,360	1	1	0	219,388	13,356
Congo Rep.	15-Mar-20	24,604	183	293	-110	386	0	1	-1	20,178	0	0	0	4,040	183	292	-109	427,241	77,426
Congo Dem. Rep.	10-Mar-20	91,737	344	0	344	1,376	1	0	1	50,930	0	0	0	39,431	343	0	343	1,056,093	11,792
Equatorial Guinea	14-Mar-20	16,584	201	296	-95	183	0	0	0	15,862	48	66	-18	539	153	230	-77	349,765	249,301
Gabon	12-Mar-20	48,289	132	218	-86	306	1	0	1	47,477	86	38	48	506	45	180	-135	1,605,925	721,526



.....: 7-day moving average

East Africa

Highlights of the Covid-19 Situation in East Africa for the Week Ending July 17, 2022

- **As of Sunday, July 17, 2022, the cumulative number of total cases in the East Africa region since the start of the pandemic reached 1,395,591.** The total number of Covid-19 tests conducted and tests per 1 million people, in the region, stand at 21,569,194 and 57,443 respectively. The region reported 4,710 new cases in the review week, which is a 16.8% increase compared to the new cases recorded in the preceding week.
- **The cumulative total number of deaths reported in East Africa reached 26,261, with 16 new deaths occurring during the week ending July 17, 2022.** The number of total recovered cases reached 1,053,617,¹ of which 3,397 were newly recovered cases during the review week. The total number of active cases in the region currently stands at 221,204, indicating a decline of 492 cases in the week. The weekly decline in the number of active cases in the region is mainly attributable to Kenya and Ethiopia.
- **Ethiopia accounted for 35.2% of the total cases reported in the region since the start of the pandemic, while Tanzania accounted for 37.0% of the new cases reported in the region during the review week.** Comoros recorded the lowest number of total cases in the region since the start of the pandemic at 8,209, of which 96.6% are reported to have recovered.
- **The average case fatality rate (CFR)² for the East Africa region, based on cumulative total cases and deaths as of July 17, 2022, stands at 1.9%.** The highest CFR in the region was reported in Sudan at 7.9% and the lowest in Seychelles at 0.4%.

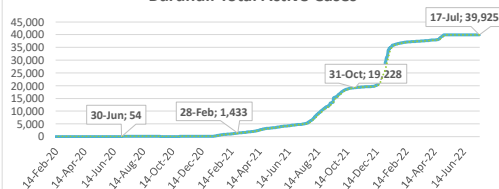
¹ Sudan and Tanzania are not releasing data on recovered cases.

² Burundi has published no new data on deaths since 6 January 21, hence is excluded from the CFR comparison.

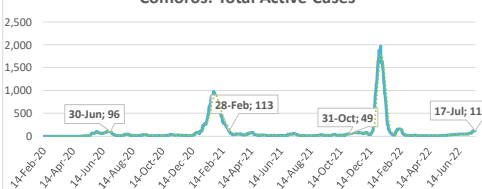
Summary of COVID-19 tracking in East Africa: Situation for the week ending July 17, 2022

	Date of first case	Cases				Deaths				Recovered				Active				Test	
		Total cases	New cases for the week of	New cases for the week of	Weekly change	Total deaths	New deaths for the week of	New deaths for the week of	Weekly change from Previous week	Total Recovered	New recovered for the week of	New recovered for the week of	Weekly change from Previous week	Active cases	New active for the week of	New active for the week of	Weekly change from Previous week	Total tests	Tests Per million People
			July 17	July 10			July 17	July 10			July 17	July 10			July 17	July 10			
East Africa	13-Mar-20	1,395,591	4,710	4,031	679	26,261	16	31	-15	1,053,617	3,397	6,155	-2,758	221,204	492	2,275	1,783	21,569,194	57,443
Burundi	31-Mar-20	43,222	386	138	248	38	0	0	0	3,259	386	138	248	39,925	0	0	0	1,648,636	138,648
Comoros	2-May-20	8,209	48	22	26	160	0	0	0	7,933	0	0	0	116	48	22	26	108,290	124,528
Djibouti	18-Mar-20	15,690	0	0	0	189	0	0	0	15,427	0	0	0	74	0	0	0	309,732	313,494
Eritrea	21-Mar-20	9,878	54	23	31	103	0	0	0	9,709	13	12	1	66	41	11	30	23,693	6,681
Ethiopia	13-Mar-20	491,086	716	1,029	-313	7,561	9	11	-2	468,107	1,216	2,689	-1,473	15,418	-509	-1,671	1,162	5,104,319	44,399
Kenya	13-Mar-20	336,740	879	1,612	-733	5,668	1	12	-11	329,673	1,646	3,201	-1,555	1,399	-768	-1,601	833	3,796,220	70,599
Rwanda	14-Mar-20	131,880	212	435	-223	1,464	3	1	2	45,522	0	0	0	84,894	209	434	-225	5,618,000	433,748
Seychelles	15-Mar-20	45,185	185	153	32	167	0	0	0	44,755	128	115	13	263	57	38	19	21,504	218,654
Somalia	16-Mar-20	26,900	35	62	-27	1,350	0	0	0	13,182	0	0	0	12,368	35	62	-27	514,985	32,403
South Sudan	5-Apr-20	17,733	0	11	-11	138	0	0	0	15,630	0	0	0	1,965	0	11	-11	423,817	37,862
Sudan	13-Mar-20	62,795	50	121	-71	4,955	3	1	2	562,941	12,838
Tanzania	16-Mar-20	37,510	1,742	0	1,742	841	0	0	0	455,776	7,630
Uganda	21-Mar-20	168,763	403	425	-22	3,627	0	6	-6	100,420	8	0	8	64,716	395	419	-24	2,981,281	65,177

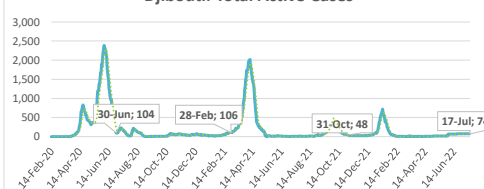
Burundi: Total Active Cases



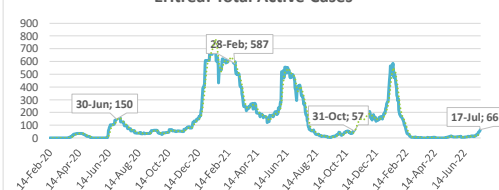
Comoros: Total Active Cases



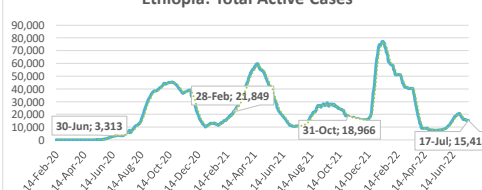
Djibouti: Total Active Cases



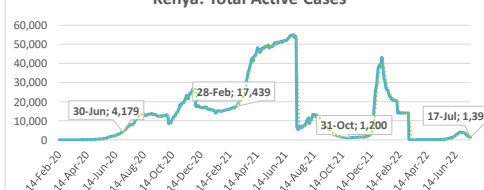
Eritrea: Total Active Cases



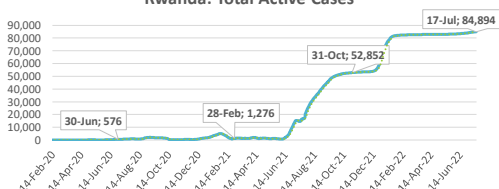
Ethiopia: Total Active Cases



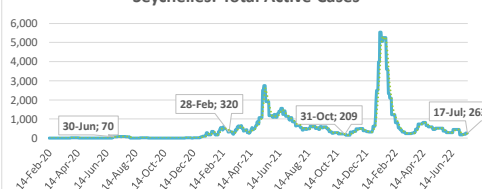
Kenya: Total Active Cases



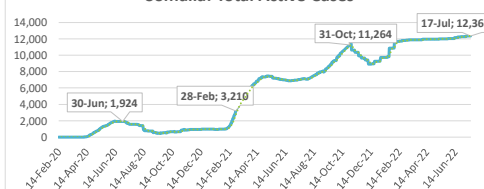
Rwanda: Total Active Cases



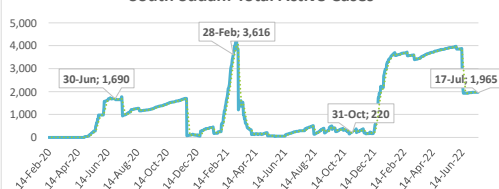
Seychelles: Total Active Cases



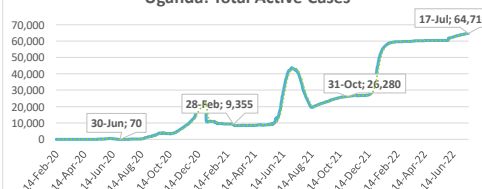
Somalia: Total Active Cases



South Sudan: Total Active Cases



Uganda: Total Active Cases



.....: 7-day moving average

North Africa

Highlights of the Covid-19 Situation in North Africa for the Week Ending July 17, 2022

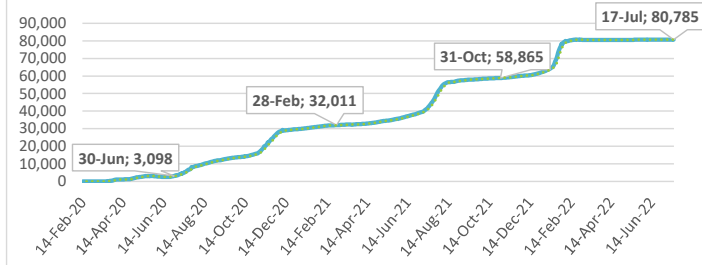
- **As of Sunday, July 17, 2022, the cumulative total cases reported in the North Africa region reached 3,684,627, since the start of the pandemic.** The total number of Covid-19 tests conducted and tests per 1 million people, in the region, stand at 26,821,127 and 129,925 respectively. The region reported 31,208 new cases in the review week, which is a 1.8% decline compared to the new cases reported in the preceding week.
- **The cumulative total deaths reported for the region reached 83,911, of which 103 were new deaths during the week ending July 17, 2022.** The cumulative number of recovered cases since the start of the pandemic reached 3,409,708, of which 28,096 were newly recovered cases during the review week. The cumulative total of active cases stands at 191,008, indicating an increase of 3,009 cases during the week. The weekly increase in the number of active cases in the region is mainly attributable to Tunisia.
- **Morocco accounted for 34.0% of the total cases reported in the region since the start of the pandemic, while Tunisia accounted for 67.0% of the new cases in the region during the week.** The lowest number of total cases in the region, since the start of the pandemic, was recorded in Mauritania at 61,921, of which 95.9% recovered.

The average case fatality rate (CFR) based on cumulative total cases and deaths as of July 17, 2022, for the region, stands at 2.3%. The highest CFR in the region was recorded in Egypt at 4.8% and the lowest in Libya and Morocco at 1.3%.

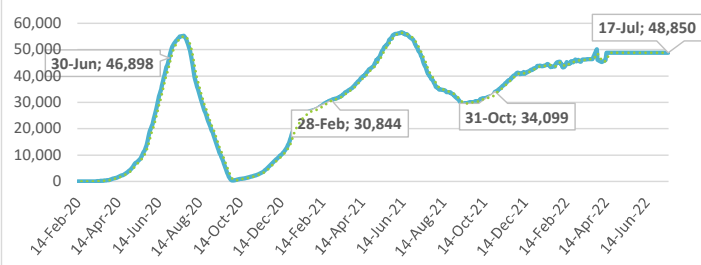
Summary of COVID-19 tracking in North Africa: Situation for the week ending July 17, 2022

	Date of first case	Cases				Deaths				Recovered				Active				Test	
		Total cases	New cases for the week of	New cases for the week of	Weekly change	Total deaths	New deaths for the week of	New deaths for the week of	Weekly change from Previous week	Total Recovered	New recovered for the week of	New recovered for the week of	Weekly change from Previous week	Active cases	New active for the week of	New active for the week of	Weekly change from Previous week	Total tests	Tests Per million People
			July 17	July 10			July 17	July 10			July 17	July 10			July 17	July 10			
North Africa	14-Feb-20	3,684,627	31,208	31,771	-563	83,911	103	98	5	3,409,708	28,096	26,179	1,917	191,008	3,009	5,494	-2,485	26,821,127	129,925
Algeria	26-Feb-20	266,445	188	129	59	6,875	0	0	0	178,785	110	99	11	80,785	78	30	48	230,861	5,265
Egypt	14-Feb-20	515,645	0	0	0	24,613	0	0	0	442,182	0	0	0	48,850	0	0	0	6,122,287	59,826
Libya	25-Mar-20	502,289	100	51	49	6,430	0	0	0	490,973	0	0	0	4,886	100	51	49	2,581,124	375,639
Mauritania	14-Mar-20	61,921	687	982	-295	986	0	2	-2	59,383	872	184	688	1,552	-185	796	-981	1,029,097	221,327
Morocco	5-Mar-20	1,251,297	9,330	16,662	-7,332	16,184	28	39	-11	1,220,252	15,235	21,148	-5,913	14,861	-5,933	-4,525	-1,408	12,113,766	328,192
Tunisia	5-Mar-20	1,087,030	20,903	13,947	6,956	28,823	75	57	18	1,018,133	11,879	4,748	7,131	40,074	8,949	9,142	-193	4,743,992	401,400

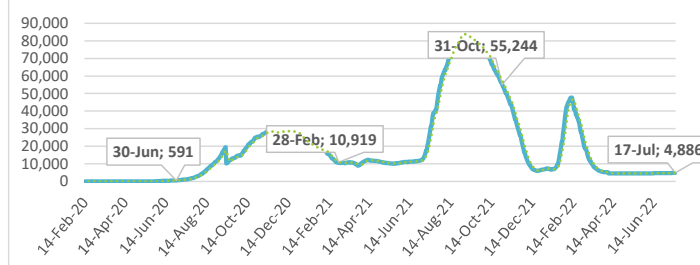
Algeria: Total Active Cases



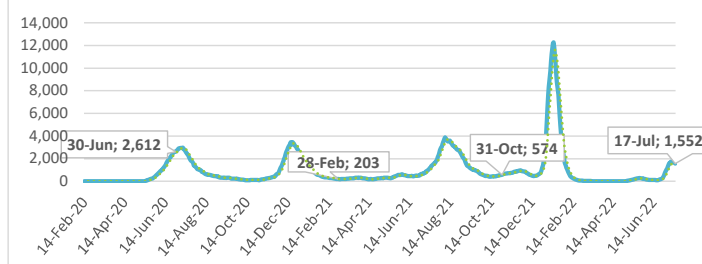
Egypt: Total Active Cases



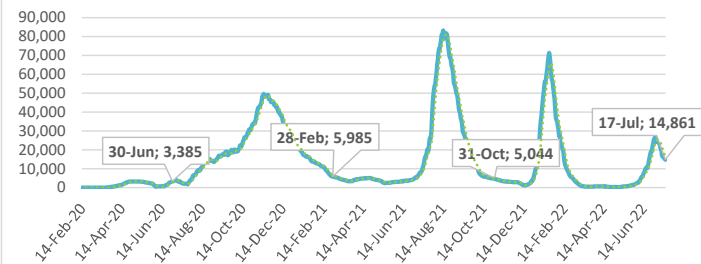
Libya: Total Active Cases



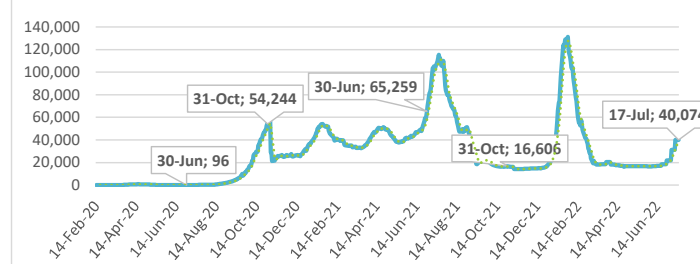
Mauritania: Total Active Cases



Morocco: Total Active Cases



Tunisia: Total Active Cases



.....: 7-day moving average

Southern Africa

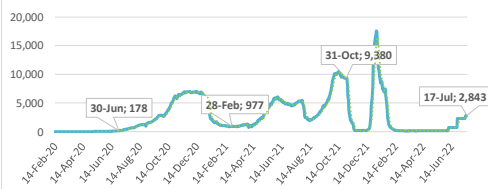
Highlights of the Covid-19 Situation in Southern Africa for the Week Ending July 17, 2022

- **As of Sunday, July 17, 2022, the number of cumulative total cases in the Southern Africa region reached 5,714,454.** The total number of Covid-19 tests conducted and tests per 1 million people, in the Southern region, stand at 43,401,965 and 203,589 respectively. The region reported 5,997 new cases in the review week, which is an 8.1% increase compared to the preceding week.
- **The cumulative total number of deaths reported in Southern Africa reached 129,702, of which 73 were new deaths during the week.** The total number of recovered cases reached 5,559,036, of which 7,324 were newly recovered cases during the review week. The total number of active cases stands at 25,716, indicating a decline of 1,400 cases in the review week, which is mainly attributable to Botswana.
- **As of July 17, 2022, South Africa accounted for 70.0% of the total cases reported in the region since the start of the pandemic and 41.4% of the new cases in the region during the week.** The lowest number of total cases in the region, since the start of the pandemic, was recorded in São Tomé & Príncipe at 6,079 of which 98.5% are reported to have recovered.
- **The average case fatality rate (CFR) for the Southern region, based on cumulative total cases and deaths as of July 17, 2022, stands at 2.3%.** The highest CFR in the region was reported in Malawi at 3.1% and the lowest in Botswana at 0.8%.

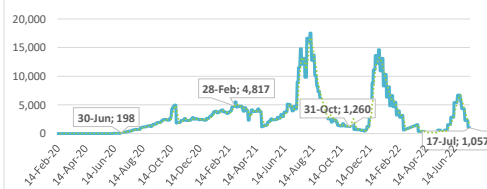
Summary of COVID-19 tracking in Southern Africa: Situation for the week ending July 17, 2022

	Date of first case	Cases				Deaths				Recovered				Active				Test	
		Total cases	New cases for the week of	New cases for the week of	Weekly change	Total deaths	New deaths for the week of	New deaths for the week of	Weekly change from Previous week	Total Recovered	New recovered for the week of	New recovered for the week of	Weekly change from Previous week	Active cases	New active for the week of	New active for the week of	Weekly change from Previous week	Total tests	Tests Per million People
			July 17	July 10			July 17	July 10			July 17	July 10			July 17	July 10			
Southern Africa	5-Mar-20	5,714,454	5,997	5,549	448	129,702	73	89	-16	5,559,036	7,324	9,321	-1,997	25,716	-1,400	-3,861	2,461	43,401,965	203,589
Angola	27-Mar-20	101,901	581	0	581	1,909	9	0	9	97,149	0	0	0	2,843	572	0	572	2,892,245	88,000
Botswana	16-Mar-20	324,841	687	1,385	-698	2,760	7	3	-4	321,024	1,925	3,431	-1,506	1,057	-1,245	2,049	804	2,285,160	971,736
Eswatini	14-Mar-20	73,242	27	79	-52	1,417	0	1	-1	71,768	76	48	28	57	-49	30	-79	1,039,151	895,693
Lesotho	13-May-20	34,040	102	0	102	702	3	0	3	24,155	0	0	0	9,183	99	0	99	469,597	219,207
Madagascar	20-Mar-20	66,289	191	311	-120	1,406	3	2	1	64,277	382	355	27	606	-194	-46	-148	484,927	17,512
Malawi	2-Apr-20	86,931	190	165	25	2,653	5	2	3	83,539	109	249	-140	739	76	-86	162	596,813	31,198
Mauritius	18-Mar-20	39,012	275	87	188	1,008	0	4	-4	37,157	301	51	250	847	-26	32	-58	1,282,782	1,008,660
Mozambique	27-Mar-20	229,038	361	494	-133	2,215	1	2	-1	226,374	485	448	37	449	-125	44	-169	1,359,989	43,512
Namibia	14-Mar-20	169,253	0	23	-23	4,065	0	0	0	164,813	0	14	-14	375	0	9	-9	1,062,663	418,222
São Tomé & Príncipe	6-Apr-20	6,079	15	21	-6	74	0	1	-1	5,990	20	20	0	15	-5	0	-5	46,675	212,973
South Africa	5-Mar-20	3,999,751	2,482	1,978	504	101,918	42	64	-22	3,890,509	3,327	3,293	34	7,324	-887	-1,379	492	25,867,414	436,149
Zambia	18-Mar-20	327,994	942	793	149	4,009	1	1	0	322,419	509	757	-248	1,566	432	35	397	3,589,883	195,273
Zimbabwe	25-Mar-20	256,083	144	213	-69	5,566	2	9	-7	249,862	190	655	-465	655	-48	-451	403	2,424,666	163,135

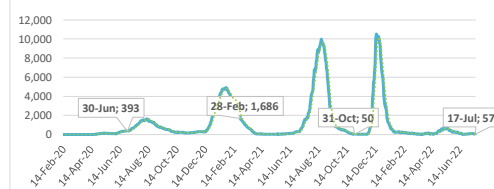
Angola: Total Active Cases



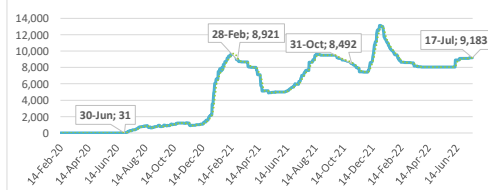
Botswana: Total Active Cases



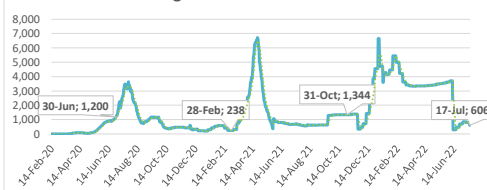
Eswatini: Total Active Cases



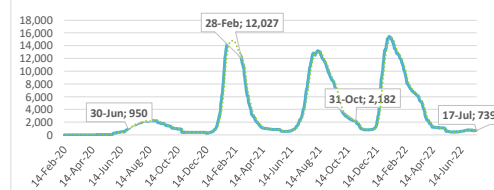
Lesotho: Total Active Cases



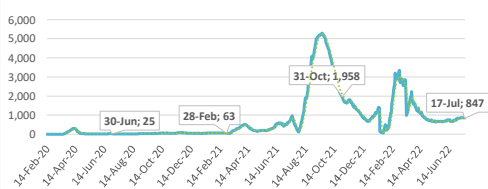
Madagascar: Total Active Cases



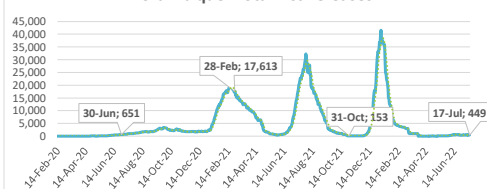
Malawi: Total Active Cases



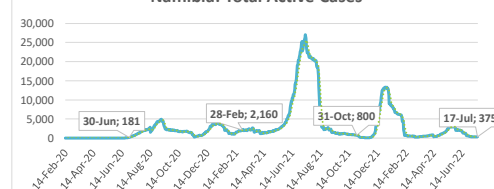
Mauritius: Total Active Cases



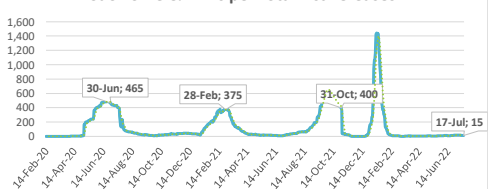
Mozambique: Total Active Cases



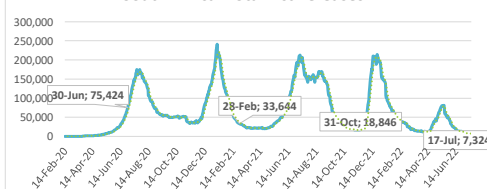
Namibia: Total Active Cases



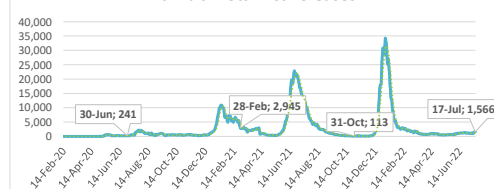
São Tomé & Príncipe: Total Active Cases



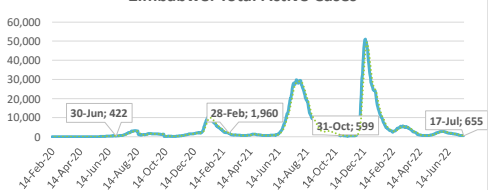
South Africa: Total Active Cases



Zambia: Total Active Cases



Zimbabwe: Total Active Cases



.....: 7-day moving average

West Africa

Highlights of the Covid-19 Situation in West Africa for the Week Ending July 17, 2022

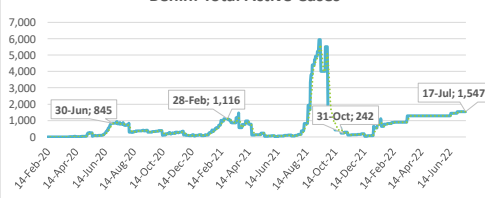
- **As of Sunday, July 17, 2022, the cumulative number of Covid-19 cases in the West Africa region had reached 858,949.** The total number of Covid-19 tests conducted and tests per 1 million people, in the West Africa region, stand at 15,303,639 and 38,528 respectively. The region reported 2,339 new cases during the week, which is a 32.3% decrease compared to the new cases reported in the preceding week.
- **The cumulative total number of deaths reported in West Africa reached 11,054, with 5 new deaths reported during the review week.** The total number of recovered cases since the start of the pandemic is 836,856¹, of which 2,392 were newly recovered cases during the review week. The total number of active cases stands at 11,039, indicating a decline of 58 cases in the week ending July 17, 2022. The weekly decline in the number of active cases in the region is mainly attributable to Ghana followed by Nigeria and Cabo Verde.
- **Nigeria accounted for 30.2% of the total cases reported in the region since the start of the pandemic, while Côte d'Ivoire accounted for 21.5% of the new cases in the region during the review week.** Liberia recorded the lowest cumulative number of cases in the region since the start of the pandemic, at 7,504.
- **The average case fatality rate (CFR) based on cumulative total cases and deaths as of July 17, 2022, for the region, stands at 1.3%.** The highest CFR in the region was reported in Liberia at 3.9% and the lowest in Benin at 0.6%.

¹ Liberia has not been releasing data on recovered cases for the past few months.

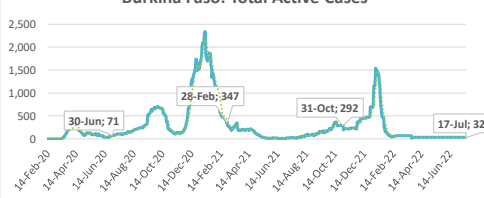
Summary of COVID-19 tracking in West Africa: Situation for the week ending July 17, 2022

	Date of first case	Cases				Deaths				Recovered				Active				Test	
		Total cases	New cases for the week of	New cases for the week of	Weekly change	Total deaths	New deaths for the week of	New deaths for the week of	Weekly change from Previous week	Total Recovered	New recovered for the week of	New recovered for the week of	Weekly change from Previous week	Active cases	New active for the week of	New active for the week of	Weekly change from Previous week	Total tests	Tests Per million People
			July 17	July 10			July 17	July 10			July 17	July 10			July 17	July 10			
West Africa	28-Feb-20	858,949	2,339	3,455	-1,116	11,054	5	7	-2	836,856	2,392	3,322	-930	11,039	-58	126	-184	15,303,639	38,528
Benin	16-Mar-20	27,216	0	0	0	163	0	0	0	25,506	0	0	0	1,547	0	0	0	604,310	49,847
Burkina Faso	9-Mar-20	21,128	84	0	84	387	0	0	0	20,709	84	0	84	32	0	0	0	324,773	15,537
Cabo Verde	20-Mar-20	61,922	299	621	-322	409	0	4	-4	61,174	550	1,254	-704	339	-251	-637	386	513,047	922,768
Côte d'Ivoire	11-Mar-20	84,583	504	420	84	806	1	0	1	83,482	382	763	-381	295	121	-343	464	1,566,800	59,397
Gambia, The	18-Mar-20	12,009	0	7	-7	365	0	0	0	11,591	0	0	0	53	0	7	-7	155,686	64,422
Ghana	12-Mar-20	167,215	399	419	-20	1,456	3	2	-1	165,153	997	674	-323	606	-601	-257	-344	2,482,507	79,893
Guinea	13-Mar-20	37,358	0	761	-761	443	0	1	-1	36,419	0	306	-306	496	0	454	-454	719,484	54,785
Guinea-Bissau	27-Mar-20	8,400	0	31	-31	171	0	0	0	8,151	0	27	-27	78	0	4	-4	145,231	73,796
Liberia	16-Mar-20	7,504	4	3	1	294	0	0	0	5,747	0	0	0	1,463	4	3	1	139,824	27,646
Mali	25-Mar-20	31,200	13	16	-3	737	0	0	0	30,368	16	18	-2	95	-3	-2	-1	721,155	35,611
Niger	20-Mar-20	9,096	65	0	65	311	1	0	-1	8,628	0	0	0	157	64	0	64	254,538	10,515
Nigeria	28-Feb-20	259,007	490	880	-390	3,144	0	0	0	250,485	97	101	-4	5,378	393	779	-386	5,349,305	25,950
Senegal	2-Mar-20	86,791	287	141	146	1,968	0	0	0	84,603	143	97	46	220	144	44	100	1,125,833	67,238
Sierra Leone	31-Mar-20	7,722	4	16	-12	125	0	0	0	7,597	4	16	-12	0	0	0	0	439,302	55,071
Togo	6-Mar-20	37,798	190	140	50	275	0	0	0	37,243	119	66	53	280	71	74	-3	761,844	92,024

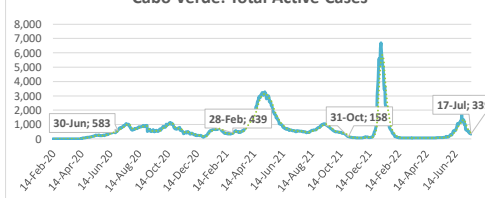
Benin: Total Active Cases



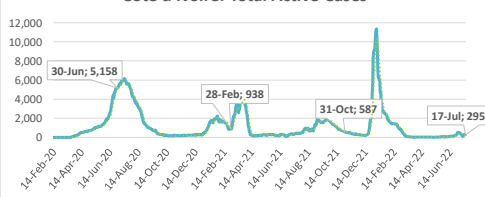
Burkina Faso: Total Active Cases



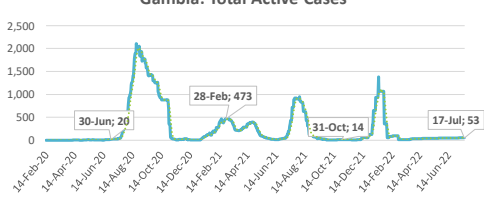
Cabo Verde: Total Active Cases



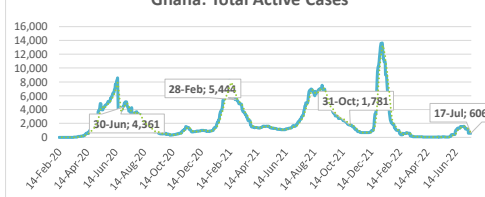
Côte d'Ivoire: Total Active Cases



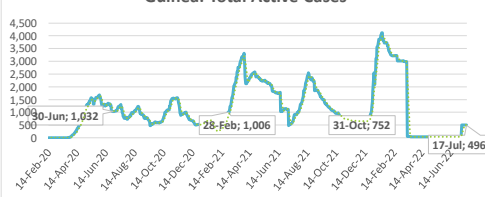
Gambia: Total Active Cases



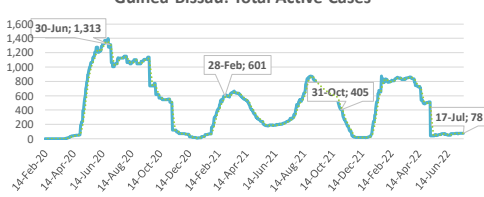
Ghana: Total Active Cases



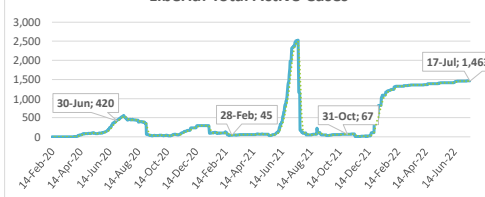
Guinea: Total Active Cases



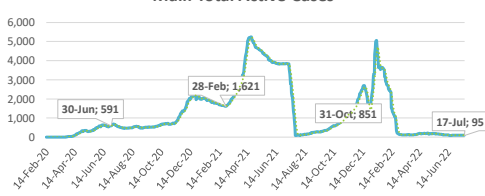
Guinea-Bissau: Total Active Cases



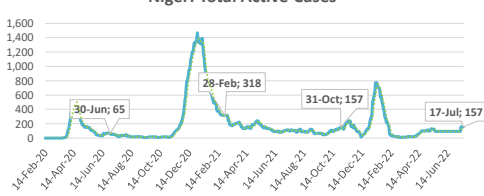
Liberia: Total Active Cases



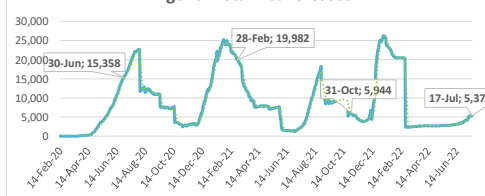
Mali: Total Active Cases



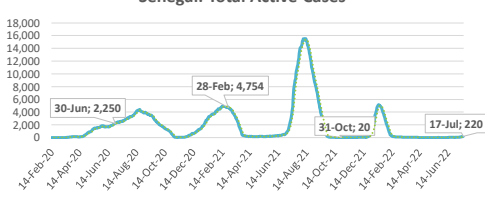
Niger: Total Active Cases



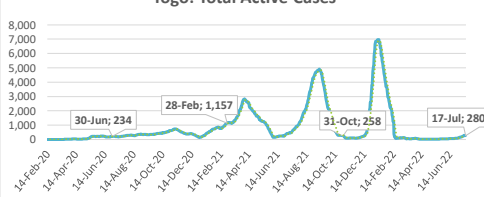
Nigeria: Total Active Cases



Senegal: Total Active Cases



Togo: Total Active Cases



.....: 7-day moving average