



## AFRICAN DEVELOPMENT BANK GROUP

---

### Weekly Data Flash on Covid-19 in Africa<sup>1</sup>:

*The situation as of Sunday, May 2, 2021*

Statistics Department (ECST)

---

<sup>1</sup> This briefing note has been prepared by Roza Mamuye Bora, Senior Statistician; Anouar Chaouch, Statistician; Soumaila Karambiri, Statistical Assistant; Regis Hauhouot Stephane, Statistical Assistant and Desire Lakpa Guy, Statistical Assistant and under the supervision of Louis Kouakou, Division Manager ECST1.

For more information on Covid-19, please visit the Bank's Africa Information Highway  
<https://africacovid.opendataforafrica.org/>.

# Contents

	Page
Highlights of the Covid-19 Situation in Africa as of May 2, 2021	1
Data Annexes: Africa	4
Highlights of the Covid-19 Situation in Central Africa as of May 2, 2021	6
Data Annexes: Central Africa	8
Highlights of the Covid-19 Situation in East Africa as of May 2, 2021	9
Data Annexes: East Africa	11
Highlights of the Covid-19 Situation in North Africa as of May 2, 2021	12
Data Annexes: North Africa	14
Highlights of the Covid-19 Situation in Southern Africa as of May 2, 2021	15
Data Annexes: Southern Africa	17
Highlights of the Covid-19 Situation in West Africa as of May 2, 2021	18
Data Annexes: West Africa	20

## Highlights of the Covid-19 Situation in Africa as of May 2, 2021<sup>2</sup>

### *Vaccinations: Status Update*

- In the week ending May 2, 2021, almost 141.0 million new Covid-19 vaccinations were administered globally bringing the total given since the start of the pandemic to 1,164,205,445. In terms of the geographical distribution, China accounts for 23.2% of the total number of Covid-19 vaccinations administered to date, followed by the USA at 21.1% and India at 13.5%.
- The number of African countries that have released data on rolling out Covid-19 vaccinations reached 43, though the number of countries that have just started their vaccination roll-out could be higher. As of May 2, 2021, 19,272,017 vaccinations had been administered in Africa, which represents 1.7% of total global vaccinations. Morocco accounts for 48.3% of the vaccinations carried out in Africa to date, followed by Nigeria at 6.4%.

### *Covid-19 Testing in Africa*

- As of Sunday, May 2, 2021, close to 44.5 million tests for Covid-19 had been administered in Africa, of which over 0.7 million were reported in the week under review. Ten countries collectively account for 70.3% of the tests conducted in Africa as of May 2, 2021: South Africa (24.0%), Morocco (14.1%), Egypt (6.1%), Ethiopia (5.8%), Nigeria (4.3%), Kenya (3.8%), Zambia (3.2%), Cameroon (3.0%), Tunisia (3.0%) and Rwanda (3.0%).
- The number of average tests per 1 million people in Africa as of May 2, 2021 stands at 33,236, which is an increase of 1.7% over the figure reported in the previous week. Botswana is the best performer on this indicator with 424,830 tests per 1 million people, followed by Cabo Verde (335,977), Gabon (328,480), Mauritius (282,029), Seychelles (218,654), South Africa (180,396) and Eswatini (171,236).

### *Confirmed, New and Active Global Covid-19 Cases*

- Globally, the total number of confirmed Covid-19 cases since the start of the pandemic reached 152,497,204: the majority of which (29.5%) occurred in Europe, followed by Asia (26.4%), North America (24.7%), South America (16.4%) and Africa (3.0%). To date, 97,144,464 cases have recovered globally, representing 63.7% of confirmed global Covid-19 cases.
- The number of new cases reported globally in the review week amounted to 5,666,412, indicating a decline of 0.7% compared to the new cases recorded in the preceding week.

---

<sup>2</sup> Tanzania has not released data on Covid-19 since May 08, 2020. The Republic of Congo has not released new data for the review week.

- **The number of global deaths due to Coronavirus reached 3,199,015, of which 92,630 were recorded in the week ending May 2, 2021;** this shows an increase of 4.4% over the previous week. The number of global active cases increased by 937,045 cases in the review week, to reach 52,153,725 as of May 2, 2021.
- **Africa accounted for 3.0% of the total global cases, 3.8% of deaths, 4.2% of recovered cases and 0.7% of active cases as of May 2, 2021, as detailed below.**

### *Confirmed, New and Active Covid-19 Cases in Africa*

- **As of May 2, 2021, the total number of confirmed cases in Africa reached 4,571,597,** 77.1% of which were in nine countries, namely South Africa (34.7%), Morocco (11.2%), Tunisia (6.8%), Ethiopia (5.7%), Egypt (5.0%), Libya (3.9%), Nigeria (3.6%), Kenya (3.5%) and Algeria (2.7%). The five countries with the lowest number of cases were Mauritius, Liberia, São Tomé & Príncipe, Eritrea and Guinea-Bissau, with cases ranging between 1,211 in Mauritius and 3,736 in Guinea-Bissau, collectively accounting for 0.3% of the confirmed cases in Africa. Considering population size, Seychelles, Cabo Verde, South Africa, Tunisia and Libya are the five countries with the highest number of confirmed cases per million people; rates ranging from 60,546 in Seychelles to 26,246 in Libya. The average cases per million, for Africa, stands at 3,495, much lower than the global average of 19,871.
- **In the week under review, a total of 64,853 new cases were reported in Africa,** which is a 13.6% decline compared to the previous week. These new cases in Africa account for 1.1% of the weekly new cases recorded globally. The North Africa region accounted for 39.1% of the weekly new cases in Africa, followed by Southern Africa (22.8%), East Africa (19.2%), Central Africa (11.8%) and West Africa (7.1%).
- **The total number of active cases in Africa decreased by 3,852 cases in the review week to reach 363,952.** Currently, just seven countries account for 76.0% of the active cases in Africa, namely Ethiopia (54,150), Kenya (48,798), Egypt (43,824), Tunisia (38,273), Cameroon (35,882), Algeria (33,854) and South Africa (21,869).
- **From a regional perspective, North Africa accounts for 36.2% of active cases in Africa, followed by East Africa (33.4%), Central Africa (12.7%), Southern Africa (11.1%) and West Africa (6.6%).**

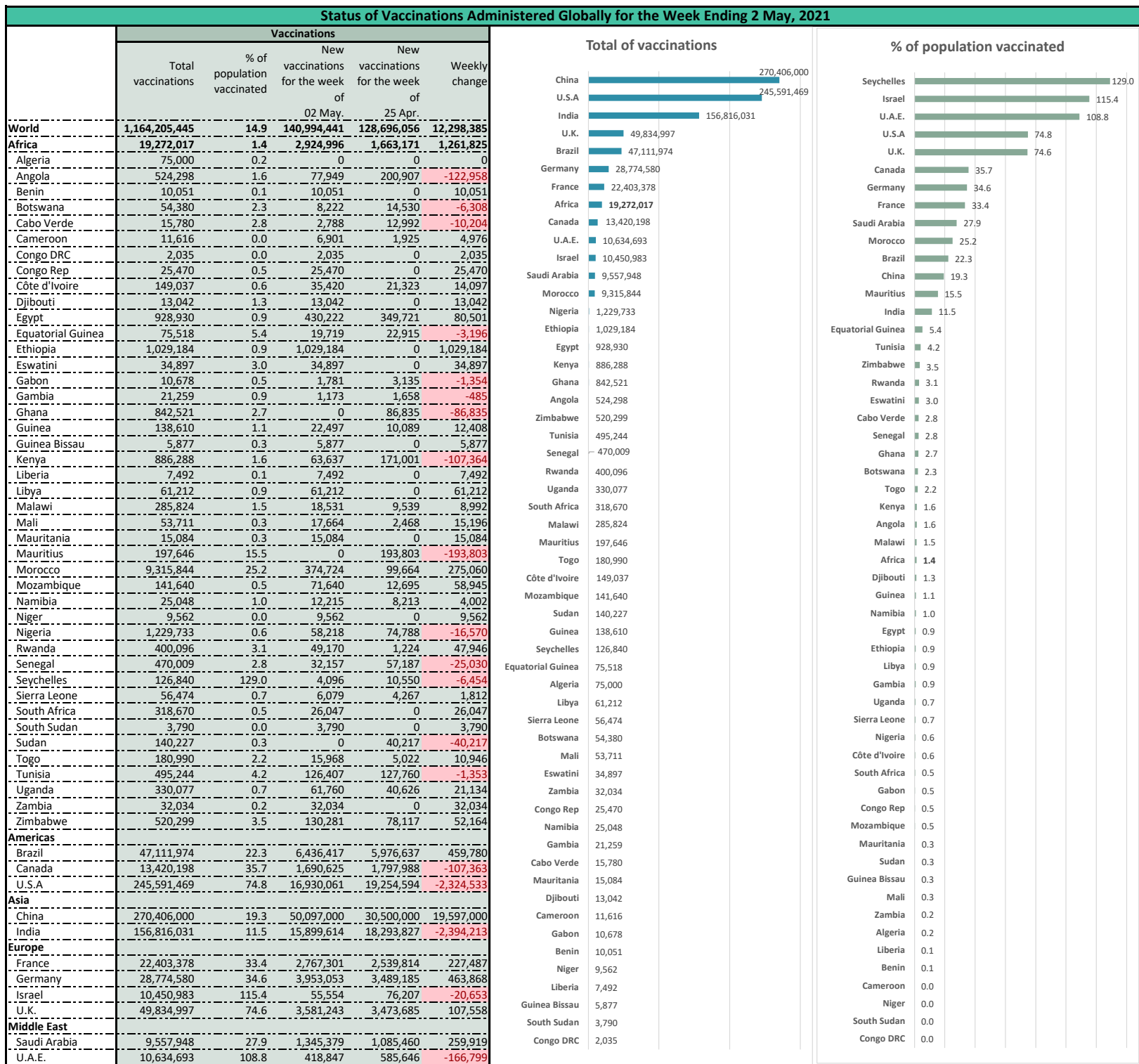
### *Deaths and the Case Fatality Rates in Africa*

- **As of May 2, 2021, a total of 122,297 deaths had been reported in Africa since the start of the pandemic,** of which 51.4% were in Southern Africa, 32.8% in North Africa, 8.8% in East Africa, 5.0% in West Africa and 2.1% in Central Africa. The five countries with the highest number of reported deaths due to Covid-19 since the start of the pandemic are South Africa, Egypt, Tunisia, Morocco and Ethiopia, ranging from 54,417 in South Africa to 3,726 in Ethiopia. A total of 2,165 new deaths were reported in Africa in the week under review, which is a decline of 3.1% compared to the preceding week.

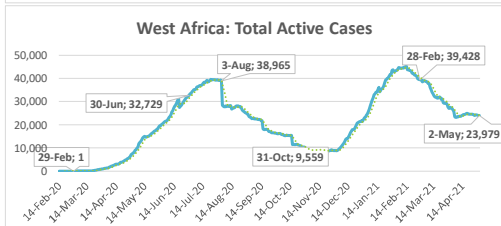
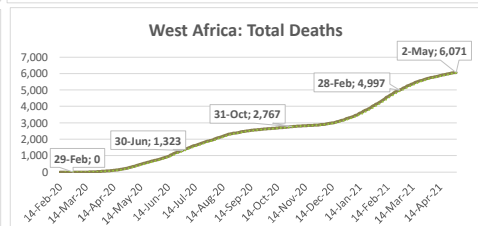
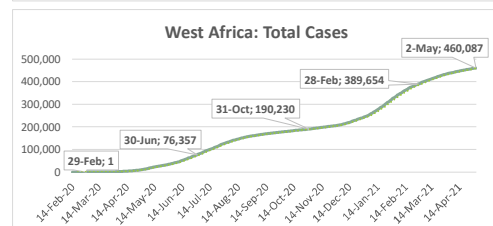
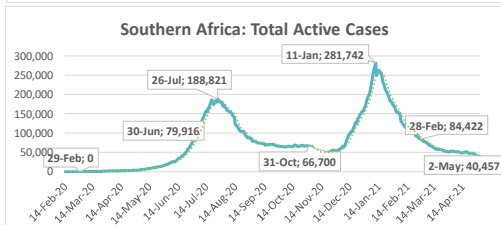
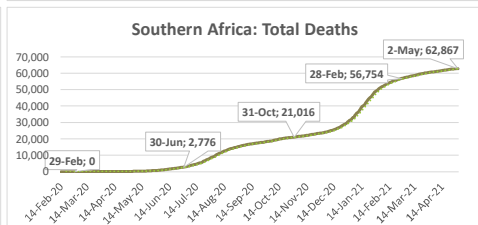
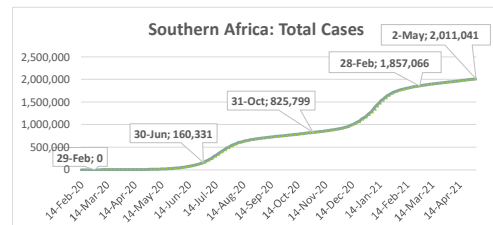
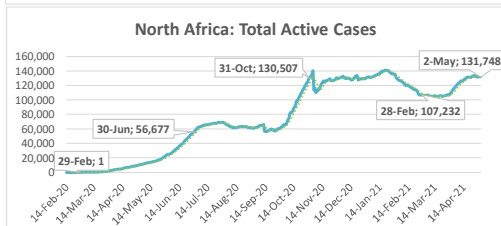
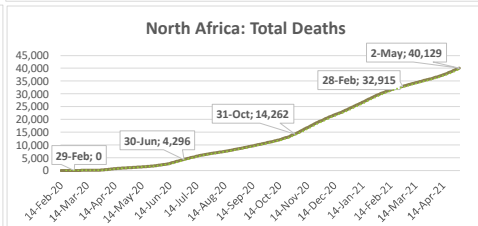
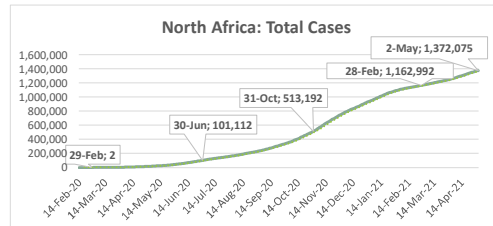
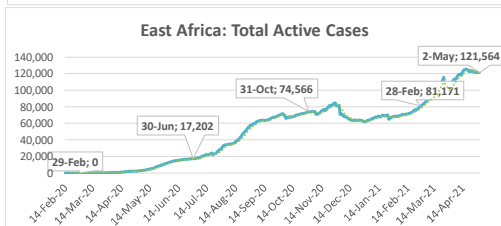
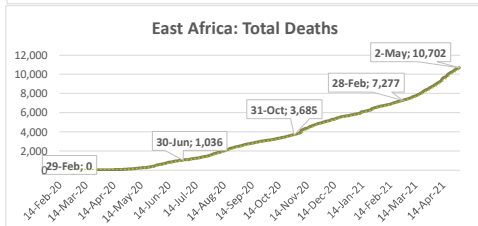
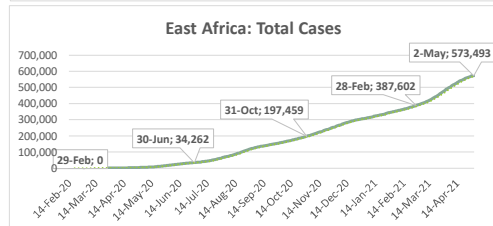
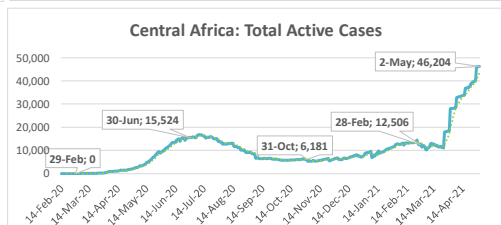
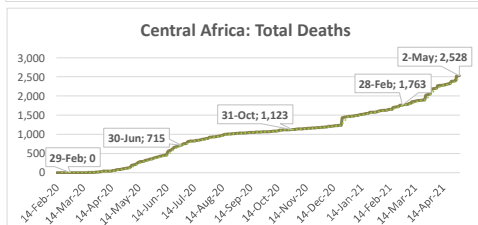
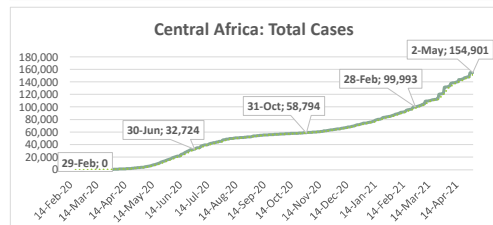
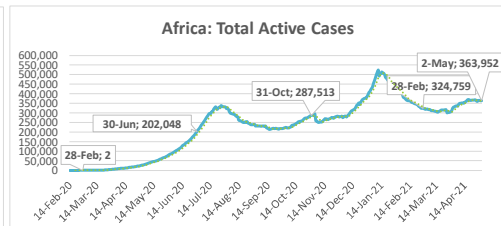
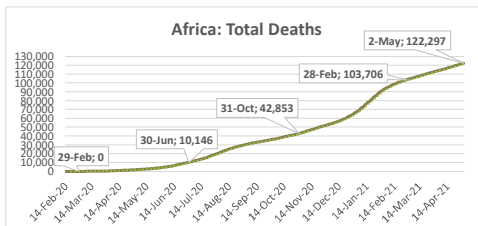
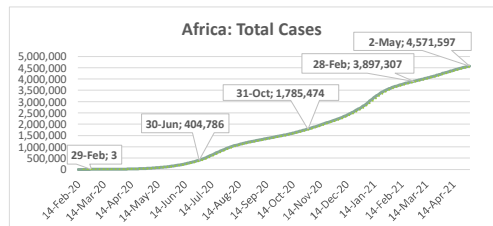
- **The case fatality rate (CFR), i.e. deaths per confirmed cases for Africa, stands at 2.7%, which is higher than the global CFR rate of 2.1%.** Regionally, West Africa has the lowest CFR at 1.3%, followed by Central Africa at 1.6% and East Africa at 1.9%, while North Africa at 2.9% and Southern Africa at 3.1% recorded higher CFRs than the African average. As of May 2, 2021, seventeen African countries, namely Sudan (6.9%), Egypt (5.9%), Somalia (5.1%), Zimbabwe (4.1%), Liberia (4.0%), Comoros (3.8%), Eswatini (3.6%), Niger (3.6%), Chad (3.5%), Tunisia (3.5%), Mali (3.5%), South Africa (3.4%), Malawi (3.4%), The Gambia (3.0%), Lesotho (3.0%), Algeria (2.7%) and Senegal (2.7%) recorded CRFs higher than or equal to the average for Africa.

### ***Recovery Rates in Africa***

- **As of May 2, 2021, the number of recovered cases in Africa reached 4,085,348, which is 89.4% of its total confirmed cases.** Regionally, the recovery levels stand at 94.9% for Southern Africa, 93.5% for West Africa, 87.5% for North Africa, 76.9% for East Africa, and 68.5% for Central Africa. In the week under review 66,540 newly recovered cases were reported.



Summary of COVID-19 tracking in Africa: Situation for the week ending 2 May 2021																			
	Date of first case	Cases				Deaths				Recovered				Active				Test	
		Total cases	New cases for the week of	New cases for the week of	Weekly change from Previous week	Total deaths	New deaths for the week of	New deaths for the week of	Weekly change from Previous week	Total Recovered	New recovered for the week of	New recovered for the week of	Weekly change from Previous week	Active cases	New active for the week of	New active for the week of	Weekly change from Previous week	Total tests	Tests Per million People
		02 May.	25 Apr.			02 May.	25 Apr.			02 May.	25 Apr.			02 May.	25 Apr.				
World	31-Dec	152,497,204	5,666,412	5,705,708	-39,296	3,199,015	92,630	88,752	-3,878	97,144,464	4,636,737	4,036,550	600,187	52,153,725	937,045	1,580,406	-643,361	2,193,168,591	281,363
Africa	14-Feb	4,571,597	64,853	75,104	-10,251	122,297	2,165	2,234	-69	4,085,348	66,540	75,335	-8,795	363,952	-3,852	-2,465	-1,387	44,497,707	33,236
Central Africa	6-Mar	154,901	7,663	3,779	-3,884	2,528	138	84	-54	106,169	872	1,141	-269	46,204	6,653	2,554	-4,099	2,652,151	18,102
East Africa	13-Mar	573,493	12,422	18,872	-6,450	10,702	401	471	-70	441,227	12,698	21,904	-9,206	121,564	-677	-3,503	-2,826	7,578,928	20,184
North Africa	14-Feb	1,372,075	25,382	29,407	-4,025	40,129	1,127	1,032	-95	1,200,198	26,237	25,990	247	131,748	-1,982	2,385	-4,367	11,744,551	56,892
Southern Africa	5-Mar	2,011,041	14,785	17,746	-2,961	62,867	430	563	-133	1,907,717	21,731	20,750	981	40,457	-7,376	-3,567	-3,809	16,006,677	75,084
West Africa	28-Feb	460,087	4,601	5,300	-699	6,071	69	84	-15	430,037	5,002	5,550	-548	23,979	-470	-334	-136	6,515,400	16,403



.....: 7-day moving average

---

---

# Central Africa

---

---

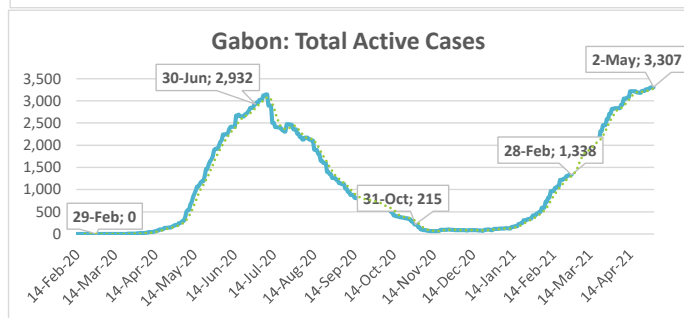
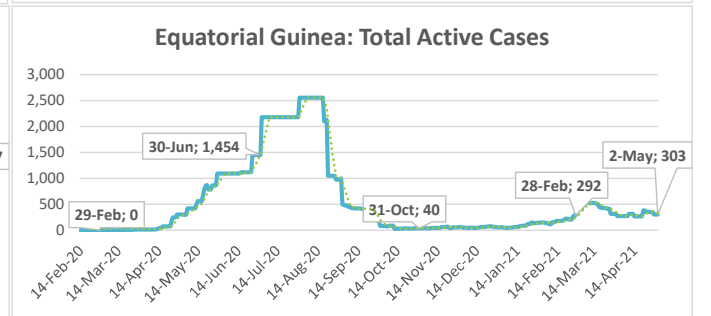
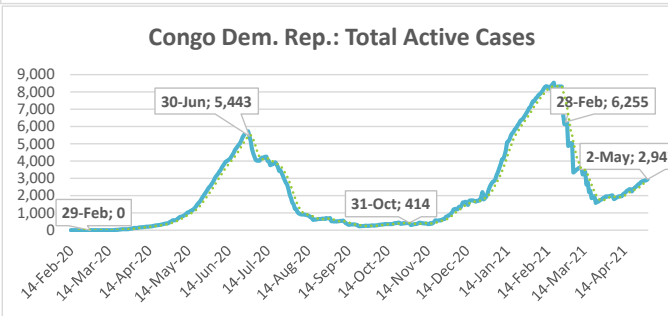
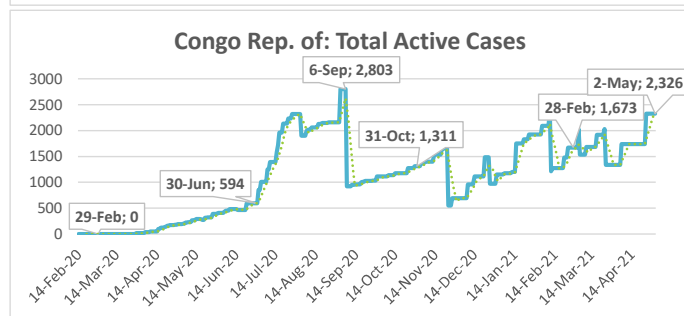
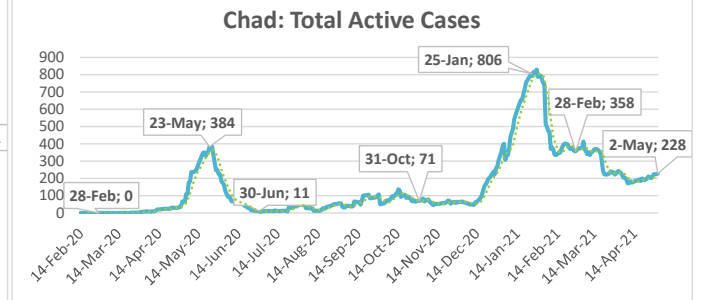
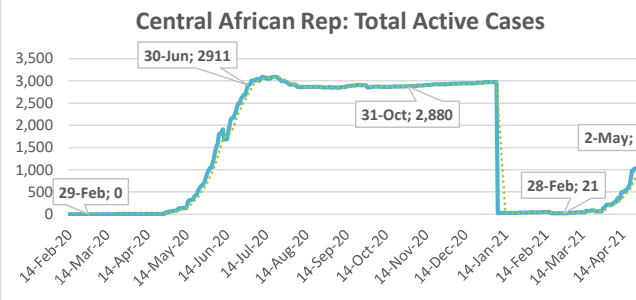
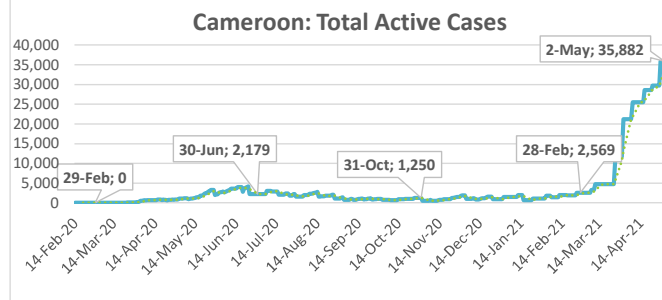


## **Highlights of the Covid-19 Situation in Central Africa as of May 2, 2021**

- **As of Sunday, May 2, 2021, the number of total cases in the Central Africa region reached 154,901.** The region reported 7,663 new cases in the review week, which is around twice the number recorded in the preceding week. The total number of deaths reported reached 2,528, recording 138 new deaths in the review week. The number of total recovered cases reached 106,169, of which 872 were newly recovered cases during the review week. The total number of active cases stands at 46,204, which is an increase of 6,653 cases in the review week. This increase in the number of active cases is mainly attributable to Cameroon.
- **Cameroon accounted for 46.6% of the total cases reported in the region since the start of the pandemic and for 81.6% of the new cases during the week under review.** Chad has recorded the lowest number of total cases in the Central region since the onset of the pandemic at 4,828.
- **The average case fatality rate (CFR) for the region decreased to 1.6% in the review week. The highest CFR in the region was reported in Chad at 3.5% and the lowest in Gabon at 0.6%.**

# Summary of COVID-19 tracking in Central Africa: Situation for the week ending 2 May 2021

	Date of first case	Cases				Deaths				Recovered				Active				Test	
		Total cases	New cases for the week of	New cases for the week of	Weekly change	Total deaths	New deaths for the week of	New deaths for the week of	Weekly change from Previous week	Total Recovered	New recovered for the week of	New recovered for the week of	Weekly change from Previous week	Active cases	New active for the week of	New active for the week of	Weekly change from Previous week	Total tests	Tests Per million People
			02 May.	25 Apr.			02 May.	25 Apr.			02 May.	25 Apr.			02 May.	25 Apr.			
Central Africa	6-Mar	154,901	7,663	3,779	3,884	2,528	138	84	54	106,169	872	1,141	-269	46,204	6,653	2,554	4,099	2,652,151	18,102
Cameroon	6-Mar	72,250	6,252	1,189	5,063	1,107	116	52	64	35,261	0	0	0	35,882	6,136	1,137	4,999	1,349,758	50,846
Central African Rep.	15-Mar	6,411	187	437	-250	88	3	10	-7	5,112	0	0	0	1,211	184	427	-243	47,513	9,838
Chad	19-Mar	4,828	58	64	-6	170	1	0	1	4,430	41	47	-6	228	16	17	-1	120,408	7,330
Congo Rep. of	15-Mar	10,678	0	594	-594	144	0	5	-5	8,208	0	0	0	2,326	0	589	-589	130,458	23,642
Congo Dem. Rep.	10-Mar	29,965	389	620	-231	768	12	11	1	26,250	94	315	-221	2,947	283	294	-11	149,736	1,672
Equatorial Guinea	14-Mar	7,694	135	300	-165	112	5	1	4	7,279	182	212	-30	303	-52	87	-139	123,169	87,791
Gabon	12-Mar	23,075	642	575	67	139	1	5	-4	19,629	555	567	-12	3,307	86	3	83	731,109	328,480



.....: 7-day moving average

---

---

# **East Africa**

---

---

## **Highlights of the Covid-19 Situation in East Africa as of May 2, 2021**

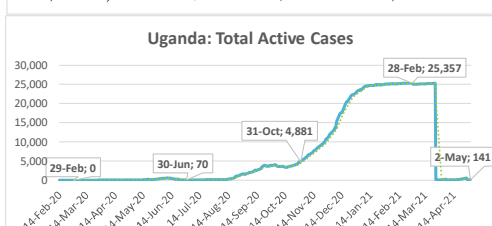
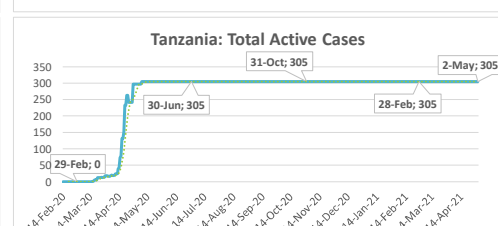
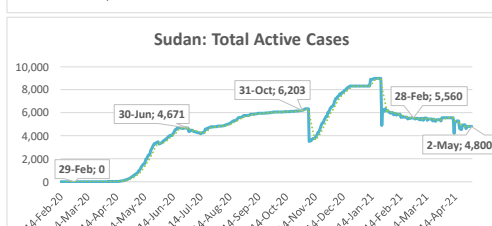
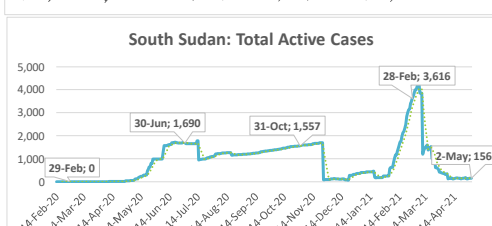
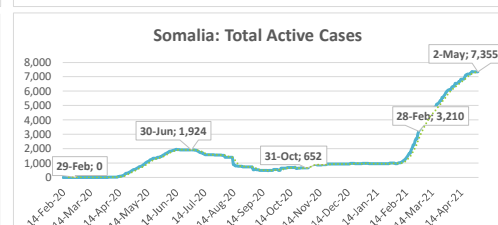
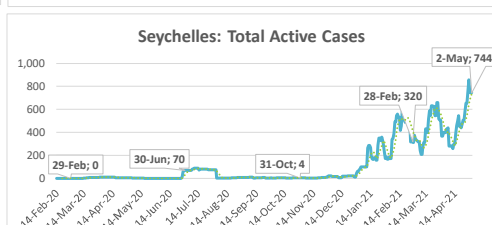
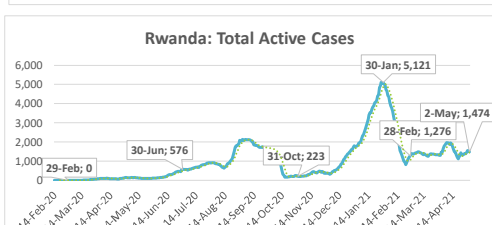
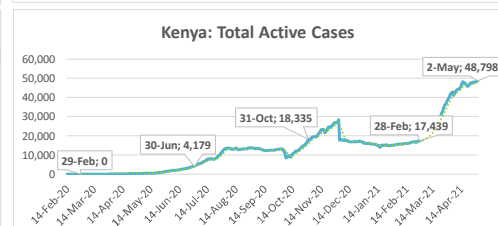
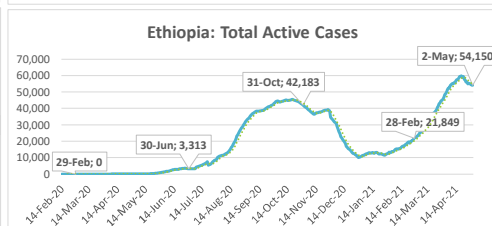
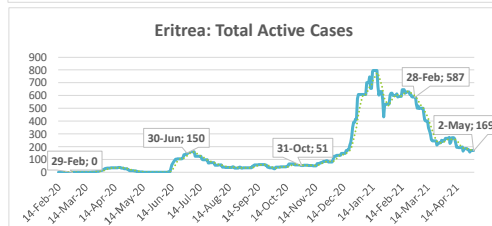
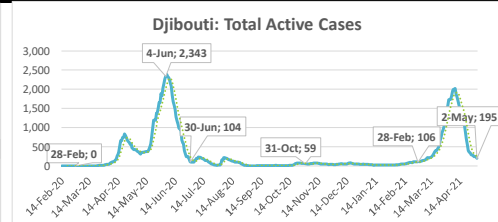
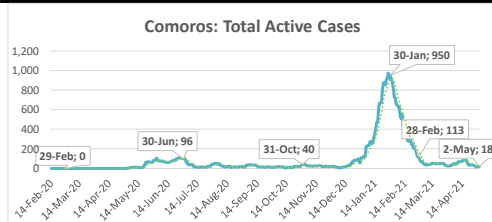
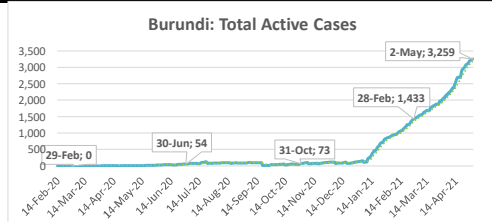
- **As of Sunday, May 2, 2021, the number of total cases in the East Africa region reached 573,493.** The region reported 12,422 new cases in the review week, which is a 34.2% increase compared to the preceding week. The total number of deaths reported reached 10,702, recording 401 new deaths in the review week. The number of total recovered cases reached 441,227, of which 12,698 were newly recovered cases during the review week. The total number of active cases stands at 121,564, which is a decline of 677 cases in the review week. The decline in the number of active cases in the region during the review week is mainly attributable to Ethiopia.
- **Ethiopia accounted for 45.1% of the total cases and 49.1% of the new cases in the Eastern region during the week under review.** Eritrea has reported the lowest number of total cases in the region since the start of the pandemic at 3,671.<sup>1</sup>
- **The average case fatality rate (CFR) for the region stands at 1.9%. The highest CFR in the region was reported in Sudan at 6.9% and the lowest in Burundi at 0.1%.**

---

<sup>1</sup> This precludes Tanzania, which has not released data since May 08, 2020.

# Summary of COVID-19 tracking in East Africa: Situation for the week ending 2 May 2021

	Date of first case	Cases				Deaths				Recovered				Active				Test	
		Total cases	New cases for the week of	New cases for the week of	Weekly change	Total deaths	New deaths for the week of	New deaths for the week of	Weekly change from Previous week	Total Recovered	New recovered for the week of	New recovered for the week of	Weekly change from Previous week	Active cases	active for the week of	New active for the week of	Weekly change from Previous week	Total tests	Tests Per million People
			02 May	25 Apr			02 May	25 Apr			02 May	25 Apr			02 May	25 Apr			
East Africa	13-Mar	573,493	12,422	18,872	-6,450	10,702	401	471	-70	441,227	12,698	21,904	-9,206	121,564	-677	-3,503	2,826	7,578,928	20,184
Burundi	31-Mar	4,038	185	376	-191	6	0	0	0	773	0	0	0	3,259	185	376	-191	273,093	22,967
Comoros	2-May	3,839	10	10	0	146	0	0	0	3,673	25	55	-30	18	-15	-45	30	6,227	7,161
Djibouti	18-Mar	11,157	355	342	13	146	10	20	-10	10,816	492	1,152	-660	195	-147	-830	683	149,736	151,555
Eritrea	21-Mar	3,671	66	114	-48	10	0	0	0	3,492	82	122	-40	169	-16	-8	-8	23,693	6,681
Ethiopia	13-Mar	258,384	6,105	10,251	-4,146	3,726	175	181	-6	200,508	7,761	13,432	-5,671	54,150	-1,831	-3,362	1,531	2,586,083	22,495
Kenya	13-Mar	160,422	3,635	5,134	-1,499	2,763	141	141	0	108,861	2,273	4,946	-2,673	48,798	1,221	47	1,174	1,679,779	31,239
Rwanda	14-Mar	25,253	660	705	-45	337	7	5	2	23,442	501	700	-199	1,474	152	0	152	1,320,731	101,969
Seychelles	15-Mar	5,873	589	362	227	28	2	1	1	5,101	426	324	102	744	161	37	124	21,504	218,654
Somalia	16-Mar	13,915	245	591	-346	713	15	28	-13	5,847	168	266	-98	7,355	62	297	-235	111,801	7,035
South Sudan	5-Apr	10,583	51	59	-8	115	1	0	1	10,312	62	35	27	156	-12	24	-36	151,582	13,542
Sudan	13-Mar	33,944	271	651	-380	2,349	49	92	-43	26,795	384	872	-488	4,800	-162	-313	151	232,965	5,313
Tanzania	16-Mar	509	...	...	...	21	...	...	...	183	...	...	...	305	...	...	...	3,880	65
Uganda	21-Mar	41,905	250	277	-27	342	1	3	-2	41,422	524	0	524	141	-275	274	-549	1,017,854	22,253



.....: 7-day moving average

---

---

# **North Africa**

---

---

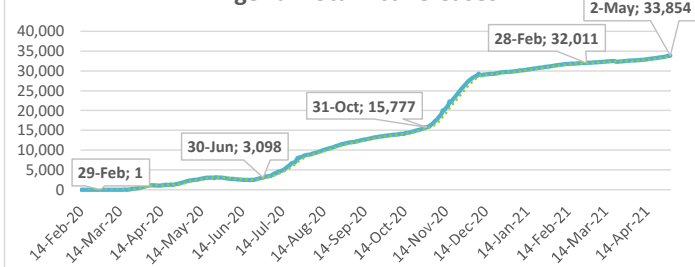
## **Highlights of the Covid-19 Situation in North Africa as of May 2, 2021**

- **As of Sunday, May 2, 2021, the number of total cases in the North Africa region reached 1,372,075.** The region reported 25,382 new cases in the review week, which is a 13.7% decline compared to the preceding week. The total number of deaths reported reached 40,129, recording 1,127 new deaths in the review week. The number of total recovered cases reached 1,200,198, of which 26,237 were newly recovered cases during the review week. The total number of active cases stands at 131,748 which is a decline of 1,982 cases in the review week. The decline in the number of active cases in the region during the review week is mainly attributable to Tunisia.
- **Morocco accounted for 37.3% of the total cases, while Tunisia accounted for 44.9% of the new cases in the region during the week under review.** Mauritania has the lowest number of total cases in the region since the start of the pandemic at 18,448.
- **The average case fatality rate (CFR) for the region currently stands at 2.9%. The highest CFR in the region was reported in Egypt at 5.9% and the lowest in Libya at 1.7%.**

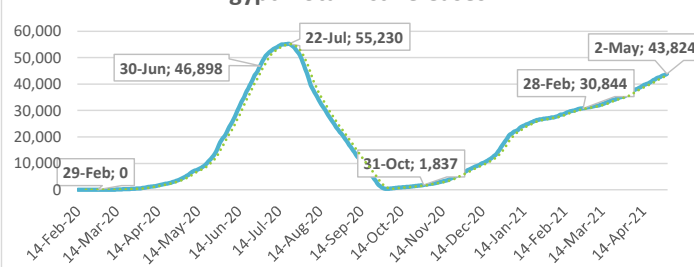
### Summary of COVID-19 tracking in North Africa: Situation for the week ending 2 May 2021

	Date of first case	Cases				Deaths				Recovered				Active				Test	
		Total cases	New cases for the week of	New cases for the week of	Weekly change	Total deaths	New deaths for the week of	New deaths for the week of	Weekly change from Previous week	Total Recovered	New recovered for the week of	New recovered for the week of	Weekly change from Previous week	Active cases	New active for the week of	New active for the week of	Weekly change from Previous week	Total tests	Tests Per million People
			02 May.	25 Apr.			02 May.	25 Apr.			02 May.	25 Apr.			02 May.	25 Apr.			
North Africa	14-Feb	1,372,075	25,382	29,407	-4,025	40,129	1,127	1,032	95	1,200,198	26,237	25,990	247	131,748	-1,982	2,385	-4,367	11,744,551	56,892
Algeria	26-Feb	122,522	1,600	1,280	320	3,270	63	52	11	85,398	1,099	902	197	33,854	438	326	112	230,861	5,265
Egypt	14-Feb	229,635	7,112	6,189	923	13,469	420	311	109	172,342	5,318	3,545	1,773	43,824	1,374	2,333	-959	2,715,258	26,533
Libya	25-Mar	177,871	2,585	3,406	-821	3,039	43	100	-57	163,716	3,073	3,633	-560	11,116	-531	-327	-204	961,088	139,870
Mauritania	14-Mar	18,448	191	128	63	455	1	1	0	17,725	138	103	35	268	52	24	28	235,531	50,656
Morocco	5-Mar	511,856	2,493	3,552	-1,059	9,028	36	47	-11	498,415	3,153	3,452	-299	4,413	-696	53	-749	6,278,157	170,091
Tunisia	5-Mar	311,743	11,401	14,852	-3,451	10,868	564	521	43	262,602	13,456	14,355	-899	38,273	-2,619	-24	-2,595	1,323,656	111,998

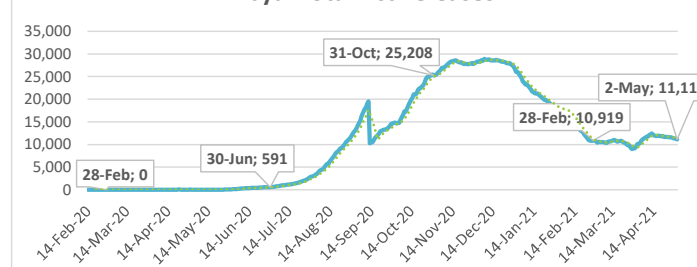
Algeria: Total Active Cases



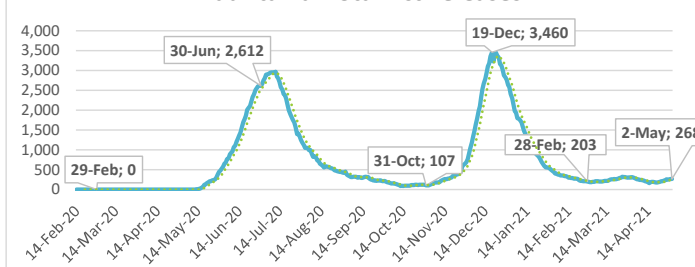
Egypt: Total Active Cases



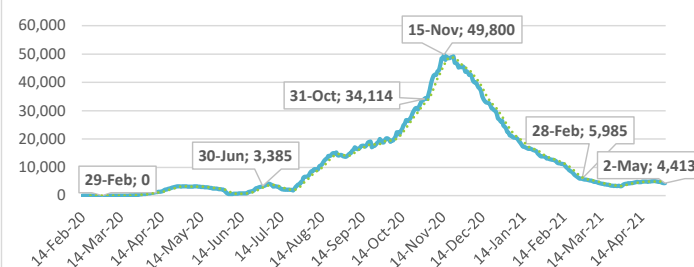
Libya: Total Active Cases



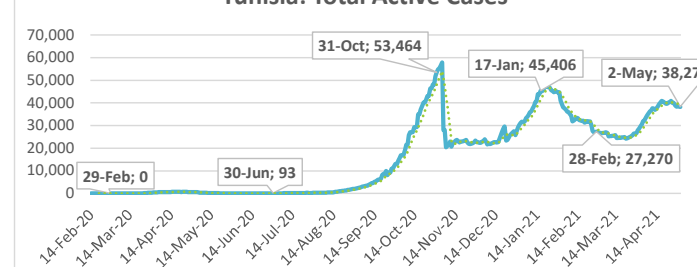
Mauritania: Total Active Cases



Morocco: Total Active Cases



Tunisia: Total Active Cases





---

---

# **Southern Africa**

---

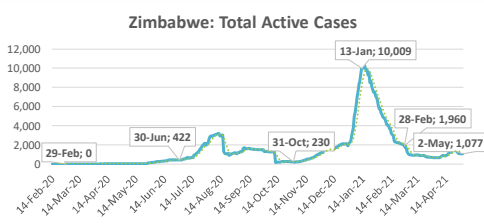
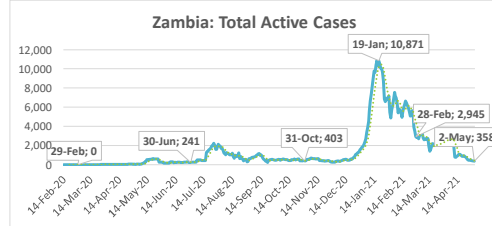
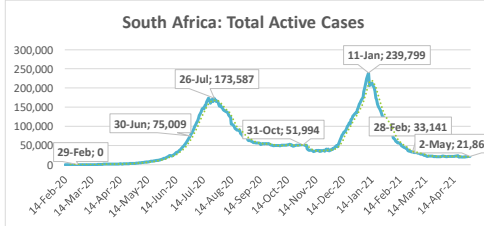
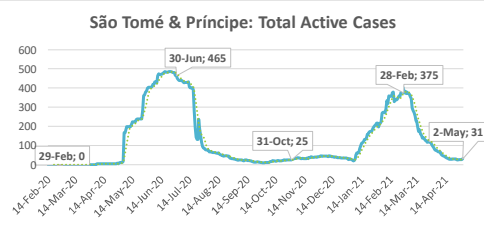
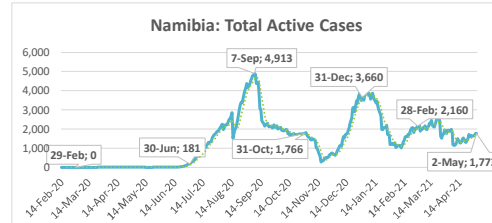
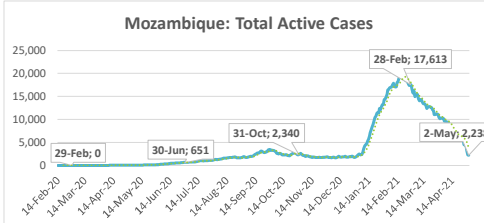
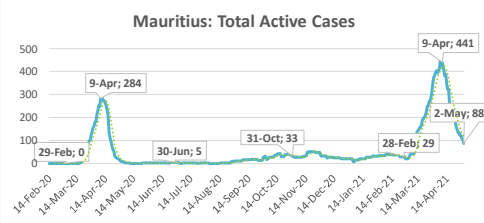
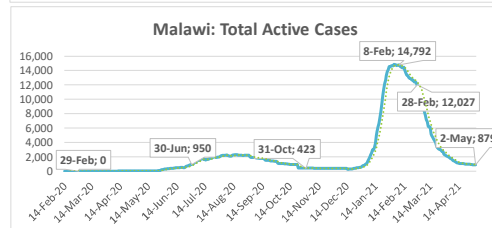
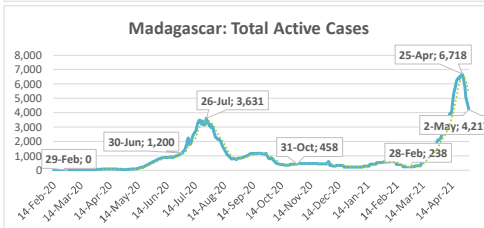
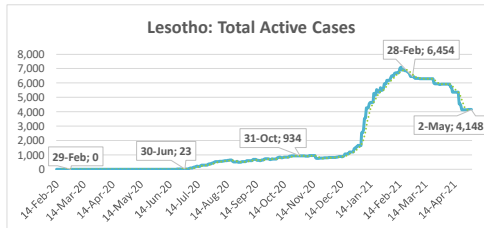
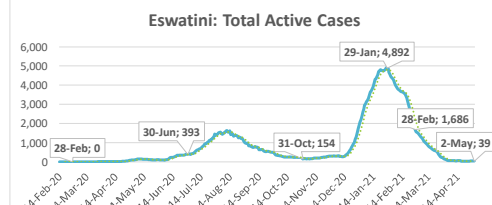
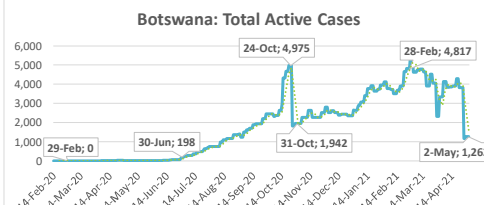
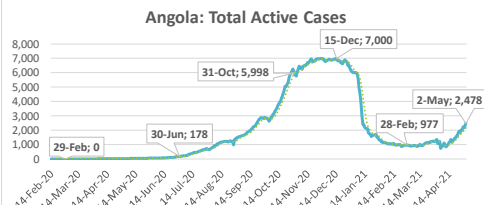
---

## **Highlights of the Covid-19 Situation in Southern Africa as of May 2, 2021**

- **As of Sunday, May 2, 2021, the number of total cases in the Southern Africa region reached 2,011,041.** The region reported 14,785 new cases in the review week, which is a 16.7% decline compared to the preceding week. The total number of deaths reported reached 62,867, recording 430 new deaths in the review week. The number of total recovered cases reached 1,907,717, of which 21,731 were newly recovered cases during the review week. The total number of active cases stands at 40,457, which is a decline of 7,376 cases in the review week. The decline in the number of active cases in the region during the review week is mainly attributable to Mozambique, Botswana and Madagascar.
- **South Africa accounted for 78.8% of the total cases and 58.1% of the new cases in the region during the week under review.** Mauritius has the lowest number of total cases in the region at 1,211.
- **The average case fatality rate (CFR) for the region stands at 3.1%. The highest CFR in the region was reported in Zimbabwe at 4.1% and the lowest in Mozambique at 1.2%.**

# Summary of COVID-19 tracking in Southern Africa: Situation for the week ending 2 May 2021

	Date of first case	Cases				Deaths				Recovered				Active				Test	
		Total cases	New cases for the week of	New cases for the week of	Weekly change	Total deaths	New deaths for the week of	New deaths for the week of	Weekly change from Previous week	Total Recovered	New recovered for the week of	New recovered for the week of	Weekly change from Previous week	Active cases	New active for the week of	New active for the week of	Weekly change from Previous week	Total tests	Tests Per million People
			02 May.	25 Apr.			02 May.	25 Apr.			02 May.	25 Apr.			02 May.	25 Apr.			
Southern Africa	5-Mar	2,011,041	14,785	17,746	-2,961	62,867	430	563	-133	1,907,717	21,731	20,750	981	40,457	-7,376	-3,567	-3,809	16,006,677	75,084
Angola	27-Mar	26,993	1,384	1,220	164	602	23	18	5	23,913	821	495	326	2,478	540	707	-167	500,089	15,216
Botswana	16-Mar	46,934	1,079	1,780	-701	712	21	20	-1	44,960	3,622	1,845	1,777	1,262	-2,564	-85	-2,479	999,041	424,830
Eswatini	14-Mar	18,458	16	25	-9	671	0	0	0	17,748	11	25	-14	39	5	0	5	198,662	171,236
Lesotho	13-May	10,733	5	19	-14	318	2	1	1	6,267	0	1,239	-1,239	4,148	3	-1,221	1,224	80,556	37,603
Madagascar	20-Mar	37,630	1,884	3,541	-1,657	666	67	57	10	32,747	4,318	2,631	1,687	4,217	-2,501	853	-3,354	185,806	6,710
Malawi	2-Apr	34,096	80	75	5	1,148	1	9	-8	32,069	161	144	17	879	-82	-78	-4	233,278	12,194
Mauritius	18-Mar	1,211	5	3	2	17	1	1	0	1,106	66	106	-40	88	62	-104	42	358,675	282,029
Mozambique	27-Mar	69,984	319	462	-143	815	8	9	-1	66,931	4,430	1,208	3,222	2,238	-4,119	-755	-3,364	521,012	16,669
Namibia	14-Mar	48,654	878	1,121	-243	643	18	21	-3	46,238	680	1,033	-353	1,773	180	67	113	388,574	152,927
São Tomé & Príncipe	6-Apr	2,310	12	23	-11	35	0	0	0	2,244	10	22	-12	31	2	1	1	13,396	61,125
South Africa	5-Mar	1,584,064	8,593	8,702	-109	54,417	269	412	-143	1,507,778	6,593	11,042	-4,449	21,869	1,731	-2,752	4,483	10,699,021	180,396
Zambia	18-Mar	91,693	335	440	-105	1,253	7	11	-4	90,082	508	856	-348	358	-180	-427	247	1,409,851	76,689
Zimbabwe	25-Mar	38,281	195	335	-140	1,570	13	4	9	35,634	511	104	407	1,077	-329	227	-556	418,716	28,172



.....: 7-day moving average

---

---

# **West Africa**

---

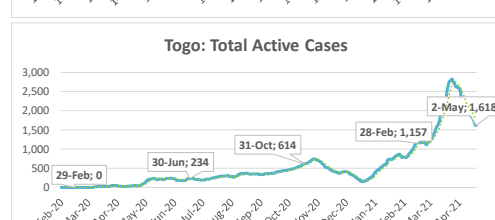
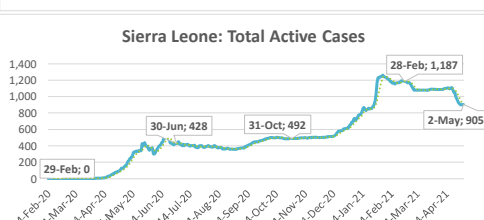
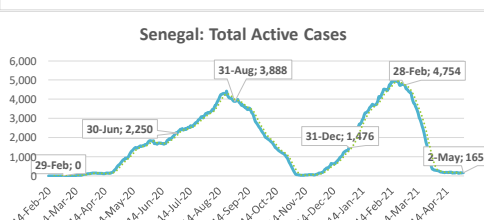
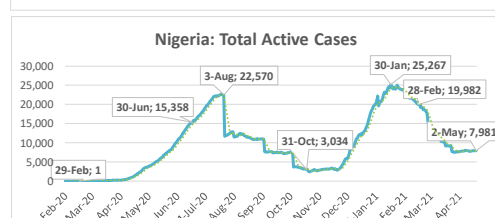
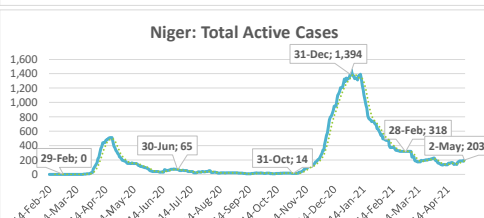
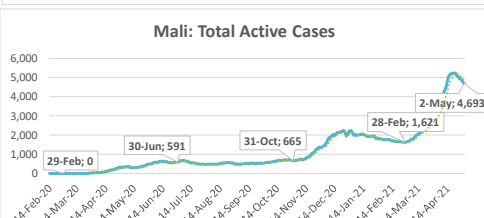
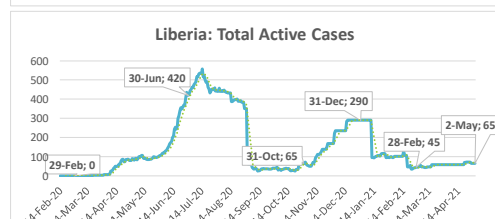
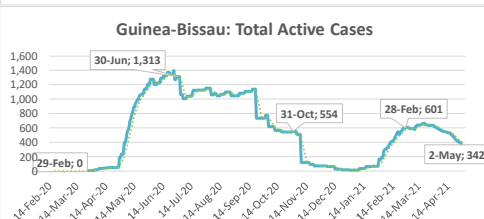
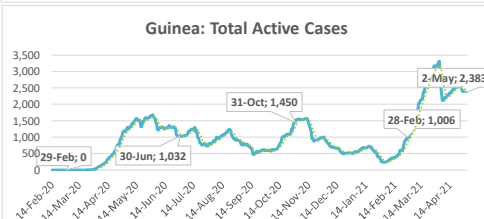
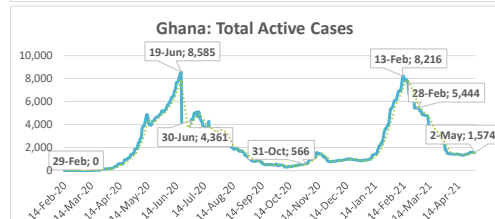
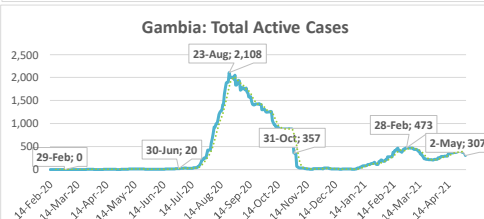
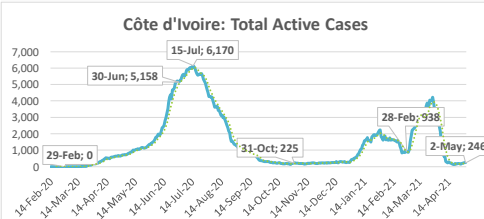
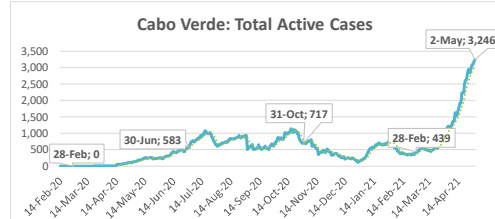
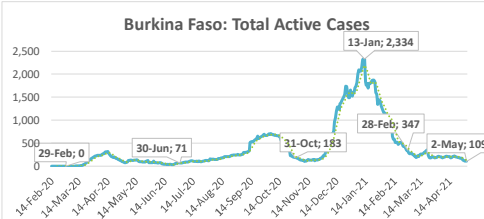
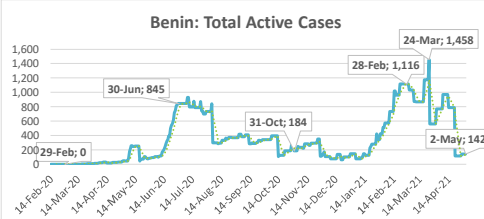
---

## **Highlights of the Covid-19 Situation in West Africa as of May 2, 2021**

- **As of Sunday, May 2, 2021, the number of total cases in the West Africa region reached 460,087.** The region reported 4,601 new cases in the review week, which is a 13.2% decline compared to the new cases reported in the preceding week. The total number of deaths reported reached 6,071, recording 69 new deaths in the review week. The number of total recovered cases reached 430,037, of which 5,002 were newly recovered cases during the review week. The total number of active cases stands at 23,979, which is a decline of 470 cases in the review week. The decline in the number of active cases in the region during the review week is mainly attributable to Mali, Togo and Guinea.
- **Nigeria accounted for 35.9% of the total cases, while Cabo Verde accounted for 43.9% of the new cases in the region during the week under review.** Liberia has the lowest number of total cases in the region at 2,099.
- **The average case fatality rate (CFR) for the region stands at 1.3%. The highest CFR in the region was reported in Liberia at 4.0% and the lowest in Côte d'Ivoire at 0.6%.**

# Summary of COVID-19 tracking in West Africa: Situation for the week ending 2 May 2021

	Date of first case	Cases				Deaths				Recovered				Active				Test	
		Total cases	New cases for the week of	New cases for the week of	Weekly change	Total deaths	New deaths for the week of	New deaths for the week of	Weekly change from Previous week	Total Recovered	New recovered for the week of	New recovered for the week of	Weekly change from Previous week	Active cases	New active for the week of	New active for the week of	Weekly change from Previous week	Total tests	Tests Per million People
			02 May	25 Apr			02 May	25 Apr			02 May	25 Apr			02 May	25 Apr			
West Africa	28-Feb	460,087	4,601	5,300	-699	6,071	69	84	-15	430,037	5,002	5,550	-548	23,979	-470	-334	-136	6,515,400	16,403
Benin	16-Mar	7,821	101	109	-8	99	2	2	0	7,580	70	782	-712	142	29	-675	704	590,214	48,685
Burkina Faso	9-Mar	13,319	56	134	-78	157	1	2	-1	13,053	116	178	-62	109	-61	-46	-15	179,998	8,611
Cabo Verde	20-Mar	24,368	2,019	1,883	136	223	20	11	9	20,899	1,695	1,163	532	3,246	304	709	-405	186,799	335,977
Côte d'Ivoire	11-Mar	46,114	262	292	-30	286	4	8	-4	45,582	208	245	-37	246	50	39	11	594,288	22,529
Gambia, The	18-Mar	5,901	44	137	-93	175	2	3	-1	5,419	135	94	41	307	-93	40	-133	73,324	30,341
Ghana	12-Mar	92,601	435	457	-22	779	2	6	-4	90,248	328	316	12	1,574	105	135	-30	1,081,113	34,793
Guinea	13-Mar	22,304	351	493	-142	145	5	2	3	19,776	546	348	198	2,383	-200	143	-343	434,198	33,062
Guinea-Bissau	27-Mar	3,736	10	14	-4	67	0	1	-1	3,327	75	110	-35	342	-65	-97	32	63,774	32,405
Liberia	16-Mar	2,099	2	55	-53	85	0	0	0	1,949	9	41	-32	65	-7	14	-21	95,315	18,846
Mali	25-Mar	13,915	288	557	-269	489	22	34	-12	8,733	662	639	23	4,693	-396	-116	-280	256,512	12,667
Niger	20-Mar	5,251	60	60	0	191	0	1	-1	4,857	23	55	-32	203	37	4	33	99,421	4,107
Nigeria	28-Feb	165,153	434	486	-52	2,063	1	1	0	155,109	183	594	-411	7,981	250	-109	-359	1,912,628	9,278
Senegal	2-Mar	40,433	298	353	-55	1,110	8	11	-3	39,158	297	350	-53	165	-7	-8	1	482,800	28,834
Sierra Leone	31-Mar	4,062	18	16	2	79	0	0	0	3,078	85	144	-59	905	-67	-128	61	152,747	19,148
Togo	6-Mar	13,010	223	254	-31	123	2	2	0	11,269	570	491	79	1,618	-349	-239	-110	312,269	37,719



.....: 7-day moving average