



## AFRICAN DEVELOPMENT BANK GROUP

---

### Weekly Data Flash on Covid-19 in Africa<sup>1</sup>:

*The situation as of Sunday, May 9, 2021*

Statistics Department (ECST)

---

<sup>1</sup> This briefing note has been prepared by Roza Mamuye Bora, Senior Statistician; Anouar Chaouch, Statistician; Soumaila Karambiri, Statistical Assistant; Regis Hauhouot Stephane, Statistical Assistant and Desire Lakpa Guy, Statistical Assistant and under the supervision of Louis Kouakou, Division Manager ECST1.

For more information on Covid-19, please visit the Bank's Africa Information Highway  
<https://africacovid.opendataforafrica.org/>.

# Contents

	Page
Highlights of the Covid-19 Situation in Africa as of May 9, 2021	1
Data Annexes: Africa	4
Highlights of the Covid-19 Situation in Central Africa as of May 9, 2021	6
Data Annexes: Central Africa	8
Highlights of the Covid-19 Situation in East Africa as of May 9, 2021	9
Data Annexes: East Africa	11
Highlights of the Covid-19 Situation in North Africa as of May 9, 2021	12
Data Annexes: North Africa	14
Highlights of the Covid-19 Situation in Southern Africa as of May 9, 2021	15
Data Annexes: Southern Africa	17
Highlights of the Covid-19 Situation in West Africa as of May 9, 2021	18
Data Annexes: West Africa	20

## Highlights of the Covid-19 Situation in Africa as of May 9, 2021<sup>2</sup>

### *Vaccinations: Status Update*

- In the week ending May 9, 2021, over 134.2 million new Covid-19 vaccinations were administered globally, bringing the total given since the start of the pandemic to 1,298,423,653. In terms of the geographical distribution, China accounts for 24.5% of the total number of Covid-19 vaccinations administered to date, followed by the USA at 20.0% and India at 13.1%.
- The number of African countries that have released data on rolling out Covid-19 vaccinations stands at 43, though the number of countries that have just started their vaccination roll-out could be higher. As of May 9, 2021, 21,142,863 vaccinations had been administered in Africa, which represents 1.6% of total global vaccinations. Morocco accounts for 46.7% of the vaccinations carried out in Africa to date, followed by Nigeria at 6.0%, Ethiopia (5.8%) and Egypt (5.5%).

### *Covid-19 Testing in Africa*

- As of Sunday, May 9, 2021, close to 45.5 million tests for Covid-19 had been administered in Africa, of which over 1.0 million were reported in the week under review. Ten countries collectively account for 70.2% of the tests conducted in Africa as of May 9, 2021: South Africa (23.9%), Morocco (13.9%), Egypt (6.0%), Ethiopia (5.8%), Nigeria (4.3%), Kenya (3.8%), Cameroon (3.3%), Zambia (3.2%), Tunisia (3.0%) and Rwanda (3.0%).
- The number of average tests per 1 million people in Africa as of May 9, 2021 stands at 33,982, which is an increase of 2.2% over the figure reported in the previous week. Botswana is the best performer on this indicator with 461,921 tests per 1 million people, followed by Cabo Verde (356,318), Gabon (336,642), Mauritius (282,029), Seychelles (218,654), South Africa (183,577) and Eswatini (175,938).

### *Confirmed, New and Active Global Covid-19 Cases*

- Globally, the total number of confirmed Covid-19 cases since the start of the pandemic reached 157,954,092: the majority of which (28.9%) occurred in Europe, followed by Asia (27.6%), North America (24.1%), South America (16.4%) and Africa (2.9%). To date, 101,846,843 cases have recovered globally, representing 64.5% of confirmed global Covid-19 cases.
- The number of new cases reported globally in the review week amounted to 5,456,888, indicating a decline of 3.7% compared to the new cases recorded in the preceding week.

---

<sup>2</sup> Tanzania has not released data on Covid-19 since May 08, 2020. Equatorial Guinea has not released new data for the review week.

- **The number of global deaths due to Covid-19 reached 3,288,813, of which 89,798 were recorded in the week ending May 9, 2021;** this shows decline of 3.1% over the previous week. The number of global active cases increased by 664,711 cases in the review week, to reach 52,818,436 as of May 9, 2021.
- **Africa accounted for 2.9% of the total global cases, 3.8% of deaths, 4.1% of recovered cases and 0.7% of active cases as of May 9, 2021, as detailed below.**

### *Confirmed, New and Active Covid-19 Cases in Africa*

- **As of May 9, 2021, the total number of confirmed cases in Africa reached 4,632,506,** 76.9% of which were in nine countries, namely South Africa (34.5%), Morocco (11.1%), Tunisia (6.9%), Ethiopia (5.7%), Egypt (5.1%), Libya (3.9%), Nigeria (3.6%), Kenya (3.5%) and Algeria (2.7%). The five countries with the lowest number of cases were Mauritius, Liberia, São Tomé & Príncipe, Guinea-Bissau and Eritrea, with cases ranging between 1,246 in Mauritius and 3,742 in Eritrea, collectively accounting for 0.3% of the confirmed cases in Africa. Considering population size, Seychelles, Cabo Verde, Tunisia, South Africa and Libya are the five countries with the highest number of confirmed cases per million people; rates ranging from 65,701 in Seychelles to 26,556 in Libya. The average cases per million, for Africa, stands at 3,542, which is much lower than the global average of 20,582.
- **In the week under review, a total of 60,908 new cases were reported in Africa,** which is a 6.1% decline compared to the previous week. These new cases in Africa account for 1.1% of the weekly new cases recorded globally. The North Africa region accounted for 37.4% of the weekly new cases in Africa, followed by Southern Africa (32.0%), East Africa (16.9%), Central Africa (6.9%) and West Africa (6.9%).
- **The total number of active cases in Africa decreased by 4,514 cases in the review week to reach 359,439.** Currently, just seven countries account for 76.6% of the active cases in Africa, namely Kenya (49,468), Ethiopia (48,784), Egypt (46,743), Cameroon (38,533), Algeria (34,356), Tunisia (31,887) and South Africa (25,604).
- **From a regional perspective, North Africa accounts for 35.5% of active cases in Africa, followed by East Africa (32.6%), Central Africa (13.8%), Southern Africa (11.9%) and West Africa (6.2%).**

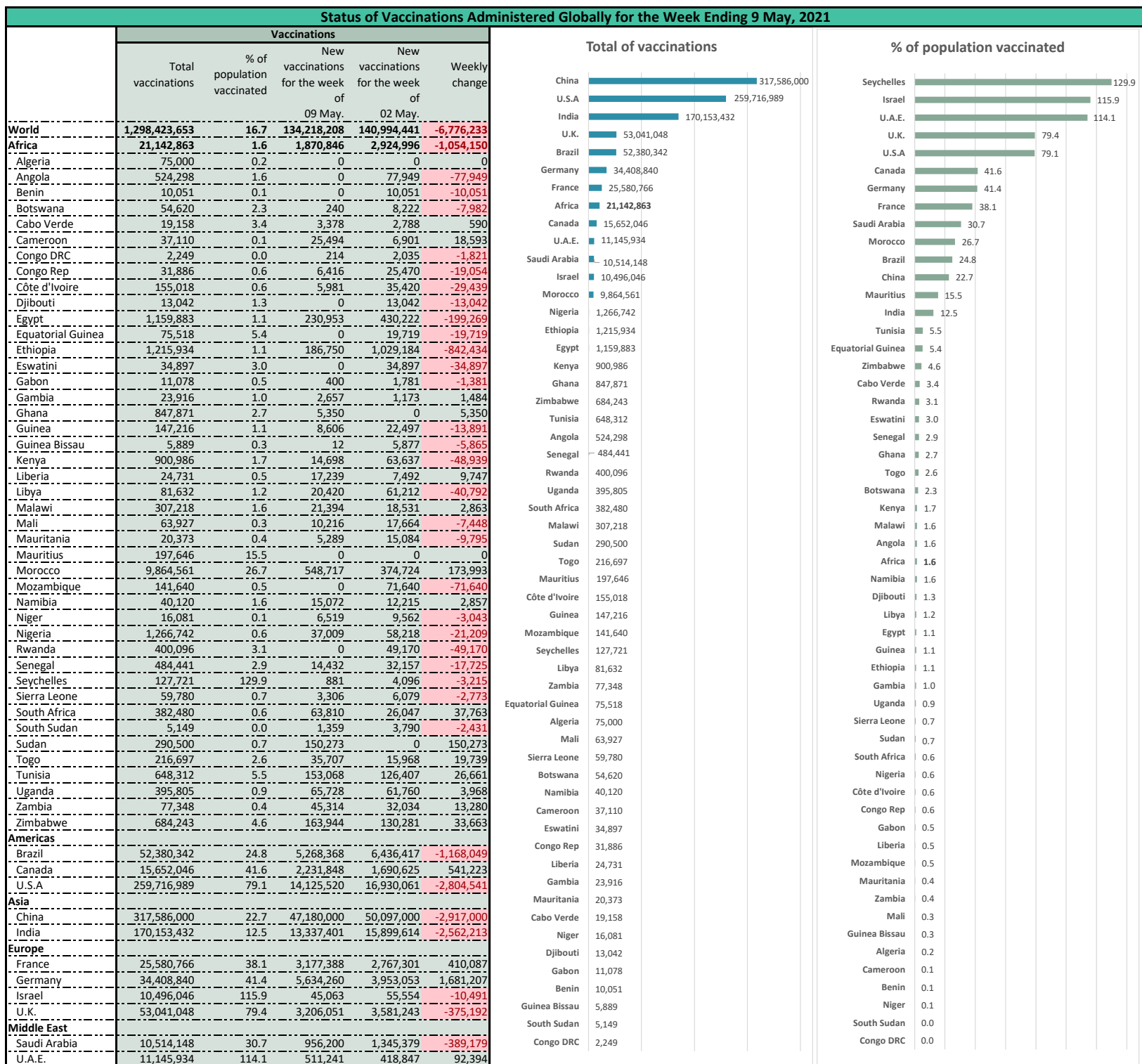
### *Deaths and the Case Fatality Rates in Africa*

- **As of May 9, 2021, a total of 124,394 deaths had been reported in Africa since the start of the pandemic,** of which 50.9% were in Southern Africa, 33.2% in North Africa, 8.9% in East Africa, 4.9% in West Africa and 2.1% in Central Africa. The five countries with the highest number of reported deaths due to Covid-19 since the start of the pandemic are South Africa, Egypt, Tunisia, Morocco and Ethiopia, ranging from 54,735 in South Africa to 3,888 in Ethiopia. A total of 2,097 new deaths were reported in Africa in the week under review, which is a decline of 3.1% compared to the preceding week.

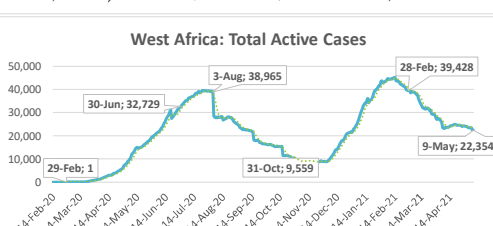
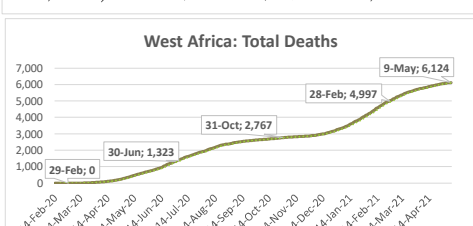
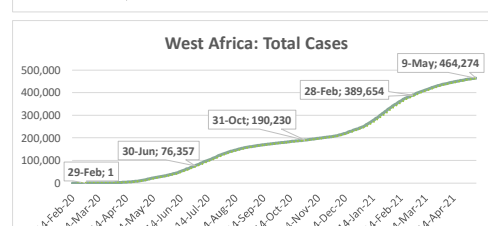
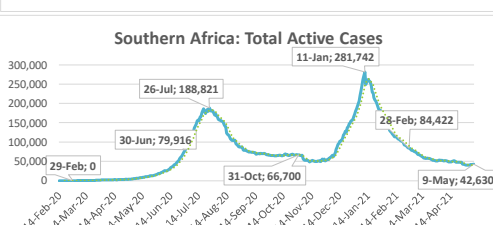
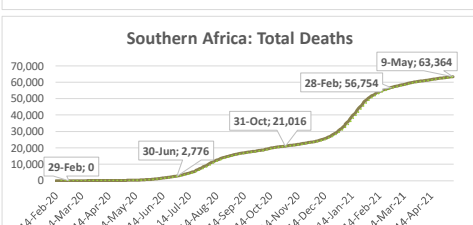
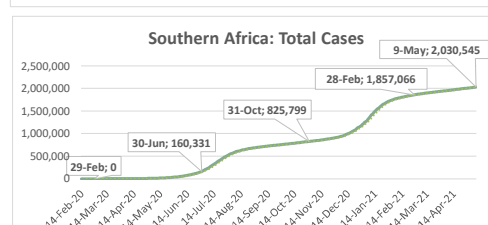
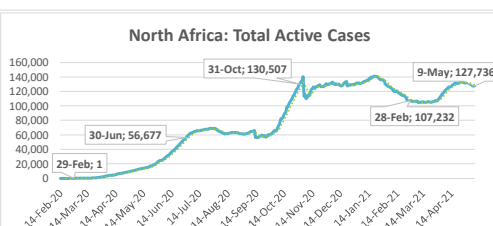
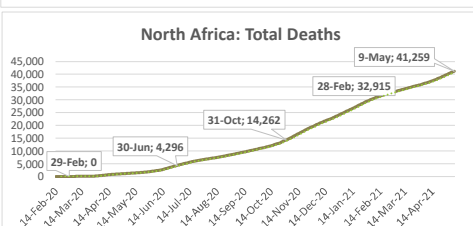
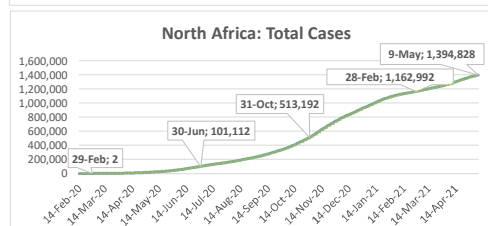
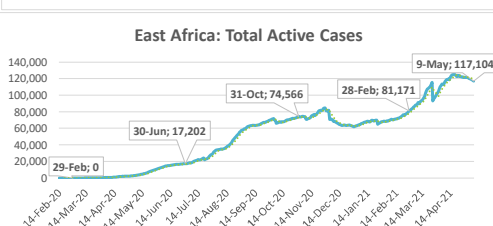
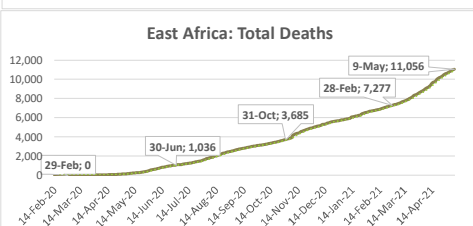
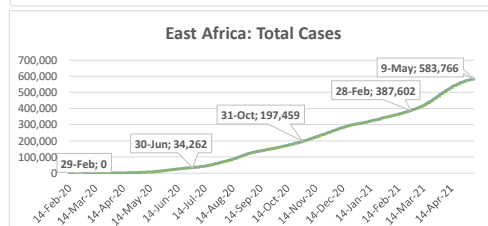
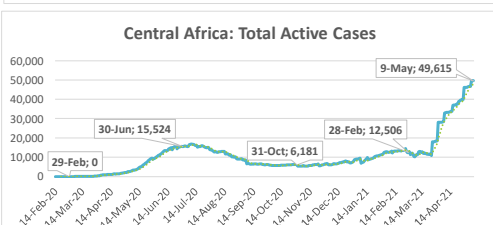
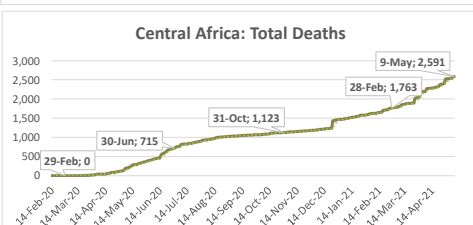
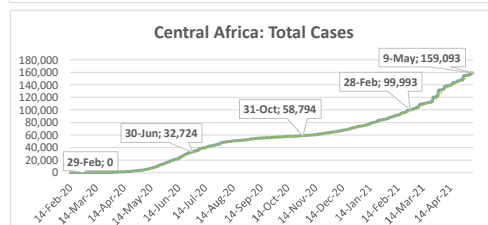
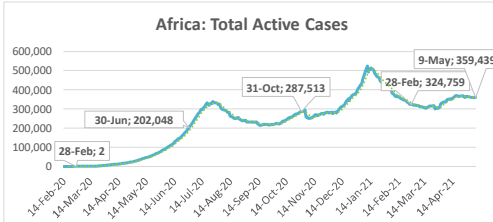
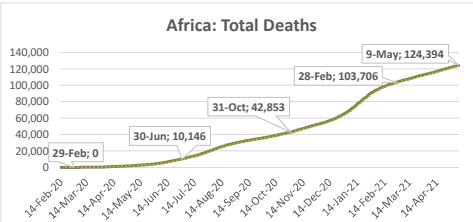
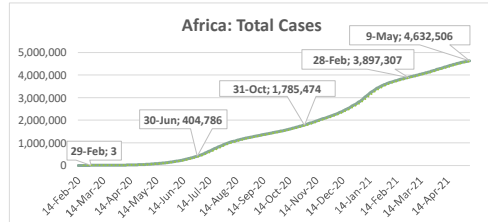
- **The case fatality rate (CFR), i.e. deaths per confirmed cases for Africa, stands at 2.7%, which is higher than the global CFR rate of 2.1%.** Regionally, West Africa has the lowest CFR at 1.3%, followed by Central Africa at 1.6% and East Africa at 1.9%, while North Africa at 3.0% and Southern Africa at 3.1% recorded higher CFRs than the African average. As of May 9, 2021, seventeen African countries, namely Sudan (6.9%), Egypt (5.9%), Somalia (5.2%), Zimbabwe (4.1%), Liberia (4.0%), Comoros (3.8%), Eswatini (3.6%), Niger (3.6%), Tunisia (3.6%), Chad (3.5%), Mali (3.5%), South Africa (3.4%), Malawi (3.4%), The Gambia (3.0%), Lesotho (3.0%), Algeria (2.7%) and Senegal (2.7%) recorded CRFs higher than or equal to the average for Africa.

### ***Recovery Rates in Africa***

- **As of May 9, 2021, the number of recovered cases in Africa reached 4,148,673, which is 89.6% of its total confirmed cases.** Regionally, the recovery levels stand at 94.8% for Southern Africa, 93.9% for West Africa, 87.9% for North Africa, 78.0% for East Africa, and 67.2% for Central Africa. In the week under review 63,325 newly recovered cases were reported.



Summary of COVID-19 tracking in Africa: Situation for the week ending 9 May 2021																			
	Date of first case	Cases				Deaths				Recovered				Active				Test	
		Total cases	New cases for the week of	New cases for the week of	Weekly change from Previous week	Total deaths	New deaths for the week of	New deaths for the week of	Weekly change from Previous week	Total Recovered	New recovered for the week of	New recovered for the week of	Weekly change from Previous week	Active cases	New active for the week of	New active for the week of	Weekly change from Previous week	Total tests	Tests Per million People
09 May.	02 May.	09 May.	02 May.	09 May.	02 May.	09 May.	02 May.												
World	31-Dec	157,954,092	5,456,888	5,666,412	-209,524	3,288,813	89,798	92,630	-2,832	101,846,843	4,702,379	4,636,737	65,642	52,818,436	664,711	937,045	-272,334	2,261,632,303	290,146
Africa	14-Feb	4,632,506	60,908	64,854	-3,946	124,394	2,097	2,165	-68	4,148,673	63,325	66,540	-3,215	359,439	-4,514	-3,851	-663	45,496,584	33,982
Central Africa	6-Mar	159,093	4,192	7,663	-3,471	2,591	63	138	-75	106,887	718	872	-154	49,615	3,411	6,653	-3,242	2,854,367	19,482
East Africa	13-Mar	583,766	10,272	12,423	-2,151	11,056	354	401	-47	455,606	14,379	12,698	1,681	117,104	-4,461	-676	-3,785	7,716,827	20,551
North Africa	14-Feb	1,394,828	22,753	25,382	-2,629	41,259	1,130	1,127	3	1,225,833	25,635	26,237	-602	127,736	-4,012	-1,982	-2,030	11,890,383	57,599
Southern Africa	5-Mar	2,030,545	19,504	14,785	4,719	63,364	497	430	67	1,924,551	16,834	21,731	-4,897	42,630	2,173	-7,376	9,549	16,378,221	76,827
West Africa	28-Feb	464,274	4,187	4,601	-414	6,124	53	69	-16	435,796	5,759	5,002	757	22,354	-1,625	-470	-1,155	6,656,786	16,759



.....: 7-day moving average

---

---

# Central Africa

---

---

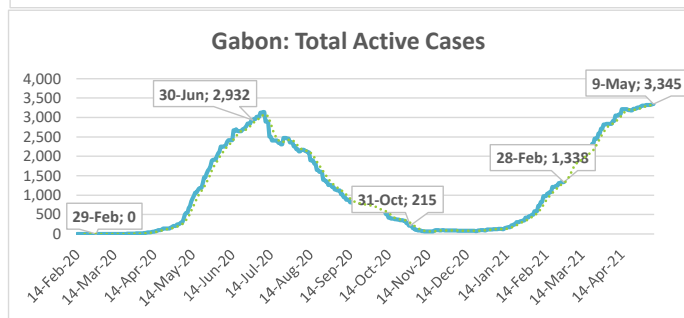
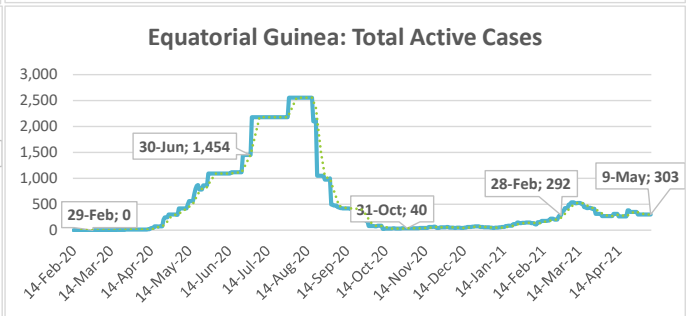
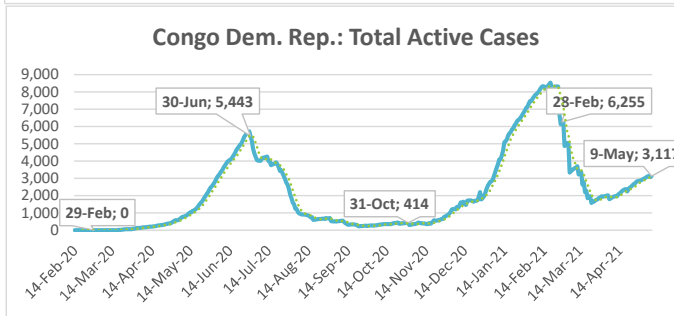
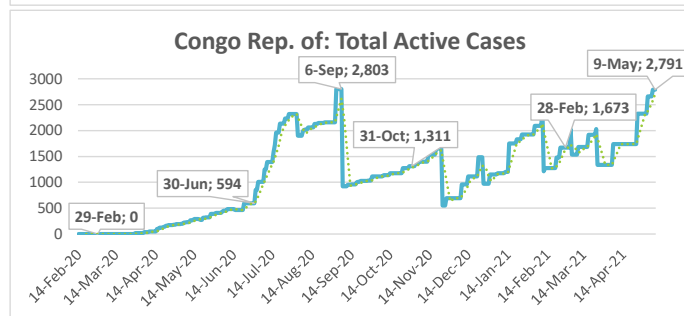
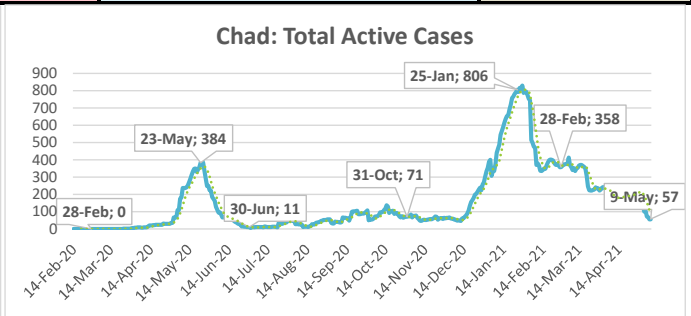
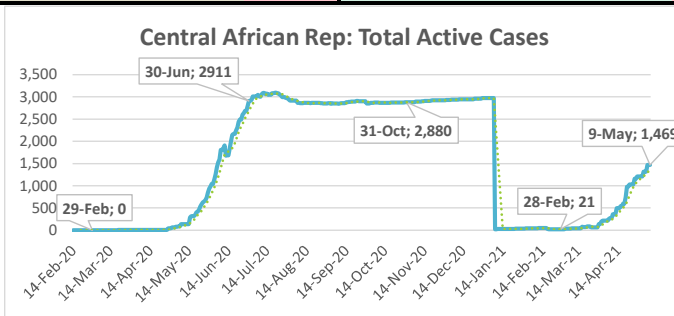
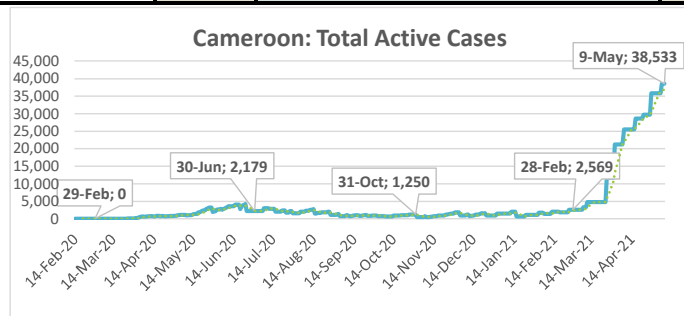


## **Highlights of the Covid-19 Situation in Central Africa as of May 9, 2021**

- **As of Sunday, May 9, 2021, the number of total cases in the Central Africa region reached 159,093.** The region reported 4,192 new cases in the review week, which is a 45.3% decline compared to the number recorded in the preceding week. The total number of deaths reported reached 2,591, recording 63 new deaths in the review week. The number of total recovered cases reached 106,887, of which 718 were newly recovered cases during the review week. The total number of active cases stands at 49,615, which is an increase of 3,411 cases in the review week. This increase in the number of active cases is mainly attributable to Cameroon.
- **Cameroon accounted for 47.1% of the total cases reported in the region since the start of the pandemic and for 64.3% of the new cases during the week under review.** Chad has recorded the lowest number of total cases in the Central region since the onset of the pandemic at 4,877.
- **The average case fatality rate (CFR) for the region stands at 1.6%. The highest CFR in the region was reported in Chad at 3.5% and the lowest in Gabon at 0.6%.**

# Summary of COVID-19 tracking in Central Africa: Situation for the week ending 9 May 2021

	Date of first case	Cases				Deaths				Recovered				Active				Test	
		Total cases	New cases for the week of	New cases for the week of	Weekly change	Total deaths	New deaths for the week of	New deaths for the week of	Weekly change from Previous week	Total Recovered	New recovered for the week of	New recovered for the week of	Weekly change from Previous week	Active cases	New active for the week of	New active for the week of	Weekly change from Previous week	Total tests	Tests Per million People
			09 May.	02 May.			09 May.	02 May.			09 May.	02 May.			09 May.	02 May.			
Central Africa	6-Mar	159,093	4,192	7,663	-3,471	2,591	63	138	-75	106,887	718	872	-154	49,615	3,411	6,653	-3,242	2,854,367	19,482
Cameroon	6-Mar	74,946	2,696	6,252	-3,556	1,152	45	116	-71	35,261	0	0	0	38,533	2,651	6,136	-3,485	1,518,411	57,200
Central African Rep.	15-Mar	6,674	263	187	76	93	5	3	2	5,112	0	0	0	1,469	258	184	74	50,934	10,546
Chad	19-Mar	4,877	49	58	-9	171	1	1	0	4,649	219	41	178	57	-171	16	-187	121,867	7,419
Congo Rep. of	15-Mar	11,147	469	0	469	148	4	0	4	8,208	0	0	0	2,791	465	0	465	138,306	25,064
Congo Dem. Rep.	10-Mar	30,323	358	389	-31	772	4	12	-8	26,434	184	94	90	3,117	170	283	-113	152,404	1,702
Equatorial Guinea	14-Mar	7,694	0	135	-135	112	0	5	-5	7,279	0	182	-182	303	0	-52	52	123,169	87,791
Gabon	12-Mar	23,432	357	642	-285	143	4	1	3	19,944	315	555	-240	3,345	38	86	-48	749,276	336,642



.....: 7-day moving average

---

---

# **East Africa**

---

---

## **Highlights of the Covid-19 Situation in East Africa as of May 9, 2021**

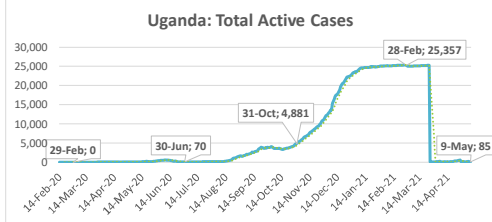
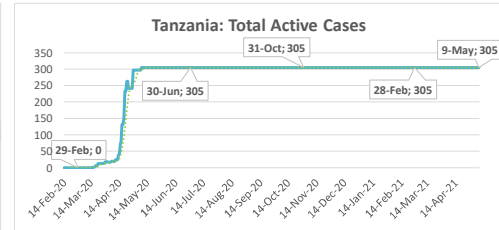
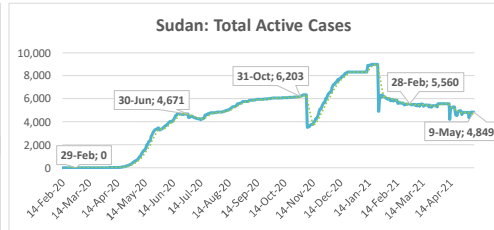
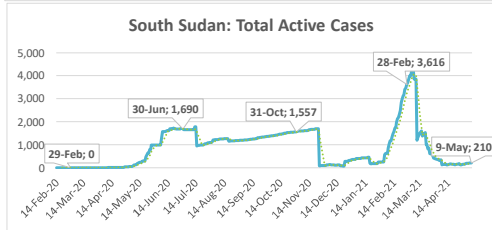
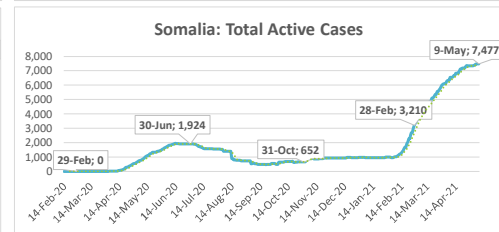
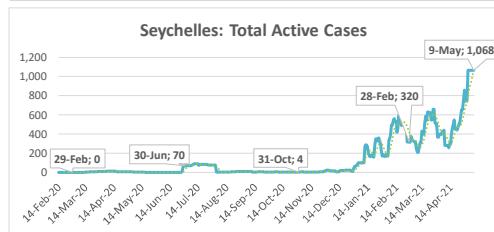
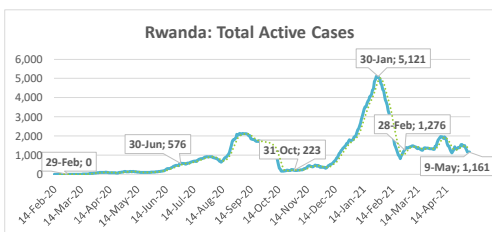
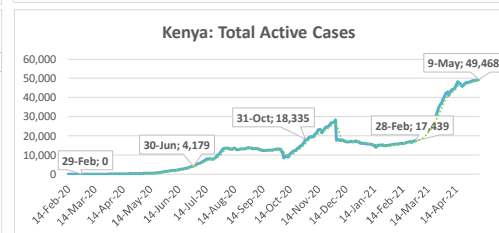
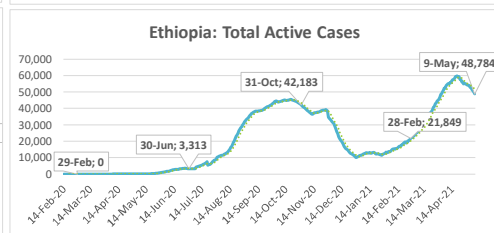
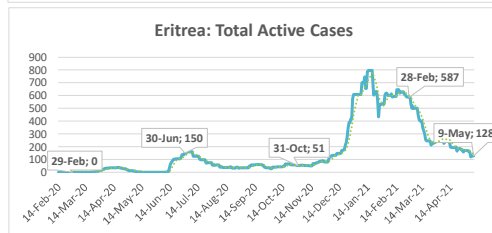
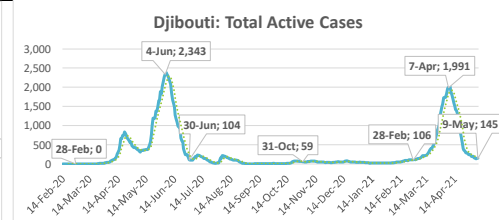
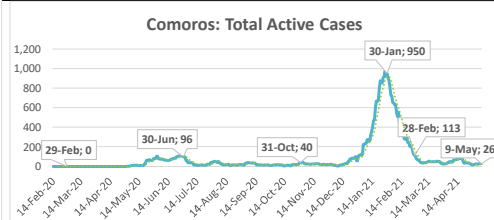
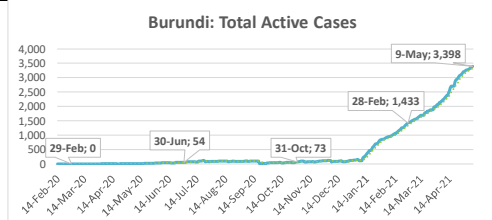
- **As of Sunday, May 9, 2021, the number of total cases in the East Africa region reached 583,766.** The region reported 10,272 new cases in the review week, which is a 17.3% decline compared to the preceding week. The total number of deaths reported reached 11,056, recording 354 new deaths in the review week. The number of total recovered cases reached 455,606, of which 14,379 were newly recovered cases during the review week. The total number of active cases stands at 117,104, which is a decline of 4,461 cases in the review week. The decline in the number of active cases in the region during the review week is mainly attributable to Ethiopia.
- **Ethiopia accounted for 45.0% of the total cases reported in the region since the start of the pandemic and 42.0% of the new cases in the Eastern region during the week under review.** Eritrea has reported the lowest number of total cases in the region since the start of the pandemic at 3,742.<sup>1</sup>
- **The average case fatality rate (CFR) for the region stands at 1.9%. The highest CFR in the region was reported in Sudan at 6.9% and the lowest in Burundi at 0.1%.**

---

<sup>1</sup> This precludes Tanzania, which has not released data since May 08, 2020.

# Summary of COVID-19 tracking in East Africa: Situation for the week ending 9 May 2021

	Date of first case	Cases				Deaths				Recovered				Active				Test	
		Total cases	New cases for the week of	New cases for the week of	Weekly change	Total deaths	New deaths for the week of	New deaths for the week of	Weekly change from Previous week	Total Recovered	New recovered for the week of	New recovered for the week of	Weekly change from Previous week	Active cases	New active for the week of	New active for the week of	Weekly change from Previous week	Total tests	Tests Per million People
			09 May.	02 May.			09 May.	02 May.			09 May.	02 May.			09 May.	02 May.			
East Africa	13-Mar	583,766	10,272	12,423	-2,151	11,056	354	401	-47	455,606	14,379	12,698	1,681	117,104	-4,461	-676	-3,785	7,716,827	20,551
Burundi	31-Mar	4,177	139	185	-46	6	0	0	0	773	0	0	0	3,398	139	185	-46	279,132	23,475
Comoros	2-May	3,854	14	11	3	146	0	0	0	3,682	7	25	-18	26	7	-14	-21	6,227	7,161
Djibouti	18-Mar	11,335	178	355	-177	149	3	10	-7	11,041	225	492	-267	145	-50	-147	-97	151,807	153,651
Eritrea	21-Mar	3,742	71	66	5	12	2	0	-2	3,602	110	82	28	128	-41	-16	-25	23,693	6,681
Ethiopia	13-Mar	262,702	4,318	6,105	-1,787	3,888	162	175	-13	210,030	9,522	7,761	1,761	48,784	-5,366	-1,831	-3,535	2,620,593	22,795
Kenya	13-Mar	163,554	3,132	3,635	-503	2,895	132	141	-9	111,191	2,330	2,273	57	49,468	670	1,221	-551	1,719,289	31,974
Rwanda	14-Mar	25,652	399	660	-261	338	1	7	-6	24,153	711	501	210	1,161	-313	152	-465	1,344,650	103,816
Seychelles	15-Mar	6,373	500	589	-89	28	0	2	-2	5,277	176	426	-250	1,068	324	161	-163	21,504	218,654
Somalia	16-Mar	14,415	500	245	255	747	34	15	19	6,191	344	168	176	7,477	122	62	60	118,345	7,446
South Sudan	5-Apr	10,637	54	51	3	115	0	1	-1	10,312	0	62	-62	210	54	-12	66	155,471	13,889
Sudan	13-Mar	34,461	517	271	246	2,365	16	49	-33	27,247	452	384	68	4,849	49	-162	-211	232,965	5,313
Tanzania	16-Mar	509	...	...	...	21	...	...	...	183	...	...	...	305	...	...	...	3,880	65
Uganda	21-Mar	42,355	450	250	200	346	4	1	3	41,924	502	524	-22	85	-56	-275	-219	1,039,271	22,721



.....: 7-day moving average

---

---

# North Africa

---

---

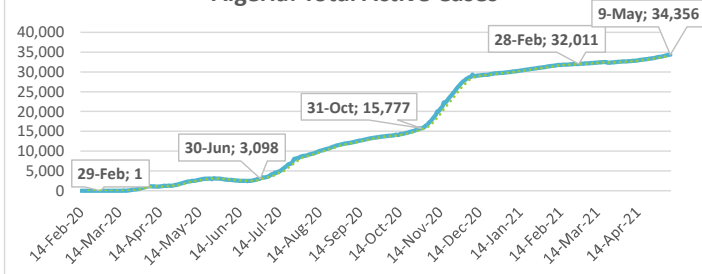
## **Highlights of the Covid-19 Situation in North Africa as of May 9, 2021**

- **As of Sunday, May 9, 2021, the number of total cases in the North Africa region reached 1,394,828.** The region reported 22,753 new cases in the review week, which is a 10.4% decline compared to the preceding week. The total number of deaths reported reached 41,259, recording 1,130 new deaths in the review week. The number of total recovered cases reached 1,225,833, of which 25,635 were newly recovered cases during the review week. The total number of active cases stands at 127,736 which is a decline of 4,012 cases in the review week. The decline in the number of active cases in the region during the review week is mainly attributable to Tunisia.
- **Morocco accounted for 36.8% of the total cases reported in the region since the start of the pandemic, while Tunisia accounted for 39.9% of the new cases in the region during the week under review.** Mauritania has the lowest number of total cases in the region since the start of the pandemic at 18,667.
- **The average case fatality rate (CFR) for the region currently stands at 3.0%. The highest CFR in the region was reported in Egypt at 5.9% and the lowest in Libya at 1.7%.**

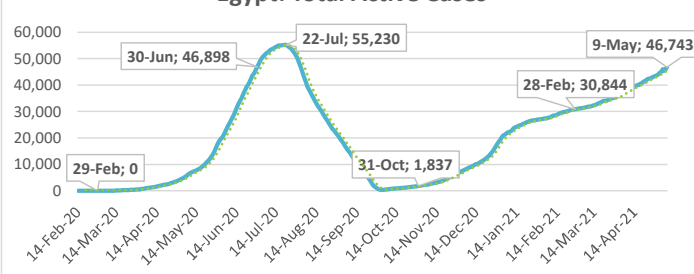
### Summary of COVID-19 tracking in North Africa: Situation for the week ending 9 May 2021

	Date of first case	Cases				Deaths				Recovered				Active				Test	
		Total cases	New cases for the week of	New cases for the week of	Weekly change	Total deaths	New deaths for the week of	New deaths for the week of	Weekly change from Previous week	Total Recovered	New recovered for the week of	New recovered for the week of	Weekly change from Previous week	Active cases	New active for the week of	New active for the week of	Weekly change from Previous week	Total tests	Tests Per million People
			09 May.	02 May.			09 May.	02 May.			09 May.	02 May.			09 May.	02 May.			
North Africa	14-Feb	1,394,828	22,753	25,382	-2,629	41,259	1,130	1,127	3	1,225,833	25,635	26,237	-602	127,736	-4,012	-1,982	-2,030	11,890,383	57,599
Algeria	26-Feb	124,104	1,582	1,600	-18	3,328	58	63	-5	86,420	1,022	1,099	-77	34,356	502	438	64	230,861	5,265
Egypt	14-Feb	237,410	7,775	7,112	663	13,904	435	420	15	176,763	4,421	5,318	-897	46,743	2,919	1,374	1,545	2,742,735	26,802
Libya	25-Mar	179,970	2,099	2,585	-486	3,070	31	43	-12	166,340	2,624	3,073	-449	10,560	-556	-531	-25	974,520	141,825
Mauritania	14-Mar	18,667	219	191	28	456	1	1	0	17,899	174	138	36	312	44	52	-8	243,483	52,366
Morocco	5-Mar	513,864	2,008	2,493	-485	9,072	44	36	8	500,914	2,499	3,153	-654	3,878	-535	-696	161	6,337,114	171,688
Tunisia	5-Mar	320,813	9,070	11,401	-2,331	11,429	561	564	-3	277,497	14,895	13,456	1,439	31,887	-6,386	-2,619	-3,767	1,361,670	115,214

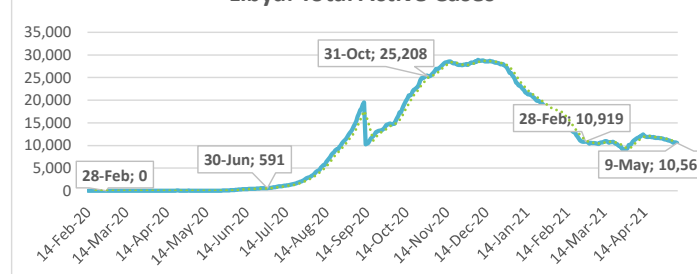
Algeria: Total Active Cases



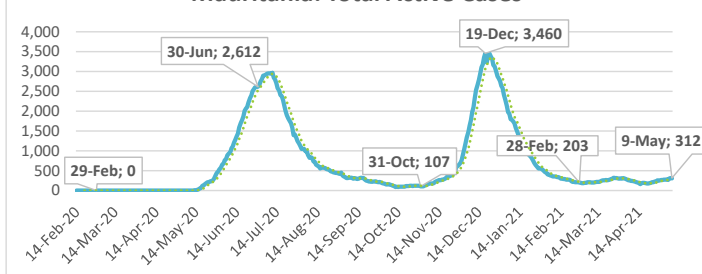
Egypt: Total Active Cases



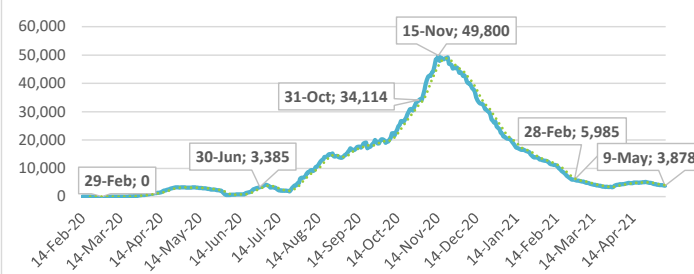
Libya: Total Active Cases



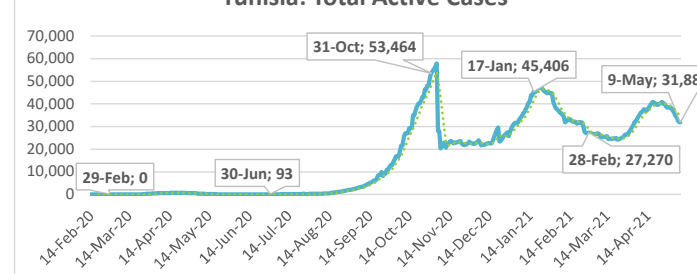
Mauritania: Total Active Cases



Morocco: Total Active Cases



Tunisia: Total Active Cases



.....: 7-day moving average



---

---

# **Southern Africa**

---

---

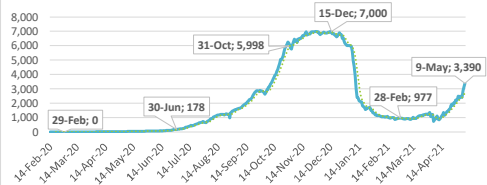
## **Highlights of the Covid-19 Situation in Southern Africa as of May 9, 2021**

- **As of Sunday, May 9, 2021, the number of total cases in the Southern Africa region reached 2,030,545.** The region reported 19,504 new cases in the review week, which is a 31.9% increase compared to the preceding week. The total number of deaths reported reached 63,364, recording 497 new deaths in the review week. The number of total recovered cases reached 1,924,551, of which 16,834 were newly recovered cases during the review week. The total number of active cases stands at 42,630, which is an increase of 2,173 cases in the review week. The increase in the number of active cases in the region during the review week is mainly attributable to South Africa.
- **South Africa accounted for 78.6% of the total cases reported in the region since the start of the pandemic and 64.2% of the new cases in the region during the week under review.** Mauritius has the lowest number of total cases in the region at 1,246.
- **The average case fatality rate (CFR) for the region stands at 3.1%. The highest CFR in the region was reported in Zimbabwe at 4.1% and the lowest in Mozambique at 1.2%.**

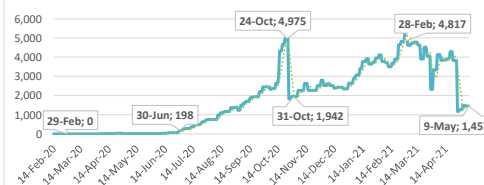
Summary of COVID-19 tracking in Southern Africa: Situation for the week ending 9 May 2021

	Date of first case	Cases				Deaths				Recovered				Active				Test	
		Total cases	New cases for the week of	New cases for the week of	Weekly change	Total deaths	New deaths for the week of	New deaths for the week of	Weekly change from Previous week	Total Recovered	New recovered for the week of	New recovered for the week of	Weekly change from Previous week	Active cases	New active for the week of	New active for the week of	Weekly change from Previous week	Total tests	Tests Per million People
		09 May.	02 May.	02 May.		09 May.	02 May.	02 May.		09 May.	02 May.	02 May.		09 May.	02 May.	02 May.			
Southern Africa	5-Mar	2,030,545	19,504	14,785	4,719	63,364	497	430	67	1,924,551	16,834	21,731	-4,897	42,630	2,173	-7,376	9,549	16,378,221	76,827
Angola	27-Mar	28,740	1,747	1,384	363	633	31	23	8	24,717	804	821	-17	3,390	912	540	372	515,256	15,677
Botswana	16-Mar	48,417	1,483	1,079	404	734	22	21	-1	46,226	1,266	3,622	-2,356	1,457	195	2,564	2,759	1,086,267	461,921
Eswatini	14-Mar	18,480	22	16	6	671	0	0	0	17,783	35	11	24	26	-13	5	-18	204,117	175,938
Lesotho	13-Mar	10,773	40	5	35	319	1	2	-1	6,427	160	0	160	4,027	-121	3	-124	84,079	39,248
Madagascar	20-Mar	39,012	1,382	1,884	-502	722	56	67	-11	36,022	3,275	4,318	-1,043	2,268	-1,949	-2,501	552	191,570	6,918
Malawi	2-Apr	34,171	75	80	-5	1,153	5	1	4	32,159	90	161	-71	859	-20	-82	62	236,020	12,338
Mauritius	18-Mar	1,246	35	5	30	17	0	1	-1	1,123	17	66	-49	106	18	-62	80	358,675	282,029
Mozambique	27-Mar	70,212	228	319	-91	823	8	8	0	67,785	854	4,430	-3,576	1,604	-634	4,119	3,485	528,305	16,903
Namibia	14-Mar	50,070	1,416	878	538	689	46	18	28	47,300	1,062	680	382	2,081	308	180	128	400,695	157,698
São Tomé & Príncipe	6-Apr	2,318	8	12	-4	35	0	0	0	2,262	18	10	8	21	-10	2	-12	13,396	61,125
South Africa	5-Mar	1,596,595	12,531	8,593	3,938	54,735	318	269	49	1,516,256	8,478	6,593	1,885	25,604	3,735	1,731	2,004	10,887,709	183,577
Zambia	18-Mar	92,092	399	335	-64	1,257	4	7	-3	90,428	346	508	-162	407	49	-180	229	1,439,352	78,294
Zimbabwe	25-Mar	38,419	138	195	-57	1,576	6	13	-7	36,063	429	511	-82	780	-297	-329	32	432,780	29,118

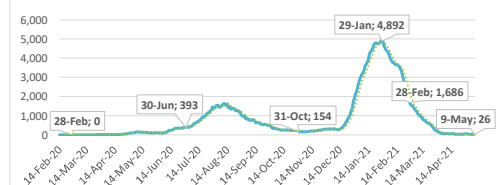
Angola: Total Active Cases



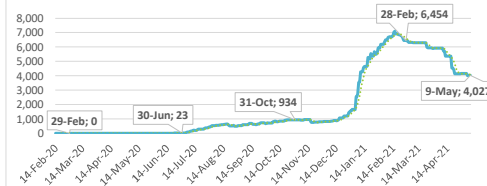
Botswana: Total Active Cases



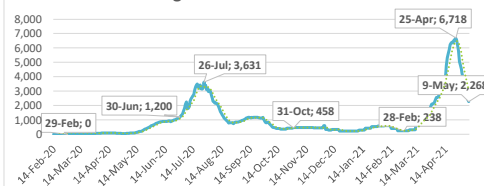
Eswatini: Total Active Cases



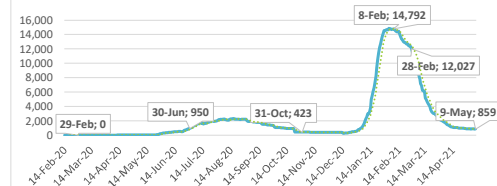
Lesotho: Total Active Cases



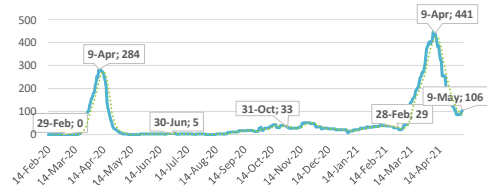
Madagascar: Total Active Cases



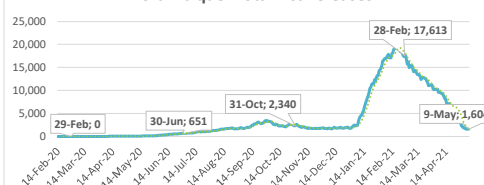
Malawi: Total Active Cases



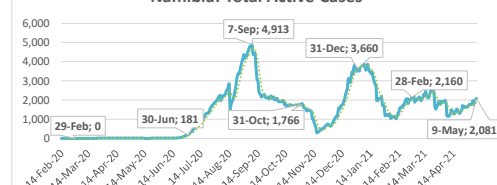
Mauritius: Total Active Cases



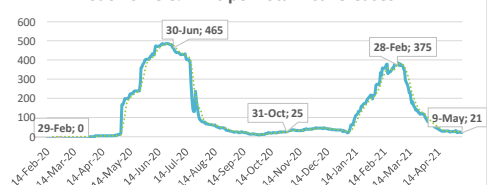
Mozambique: Total Active Cases



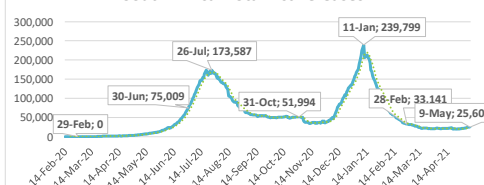
Namibia: Total Active Cases



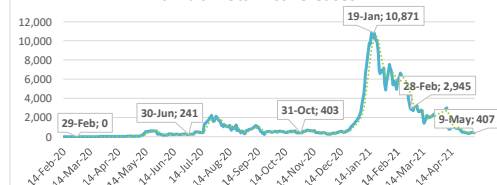
São Tomé &amp; Príncipe: Total Active Cases



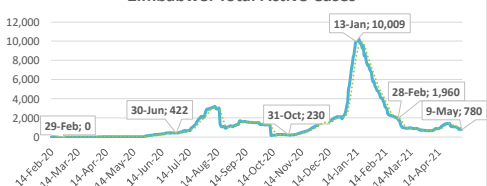
South Africa: Total Active Cases



Zambia: Total Active Cases



Zimbabwe: Total Active Cases



.....: 7-day moving average

---

---

# **West Africa**

---

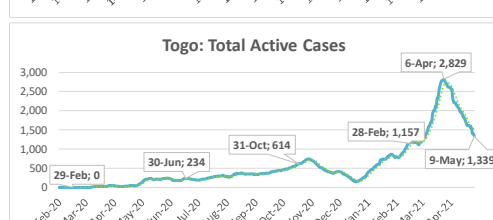
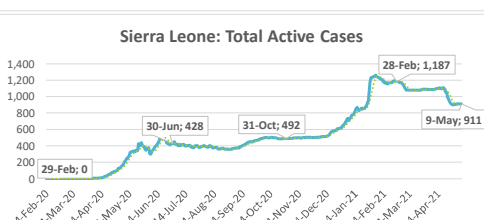
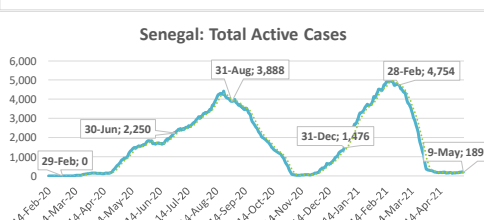
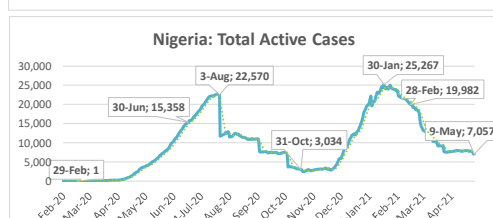
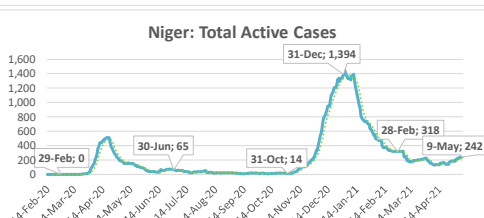
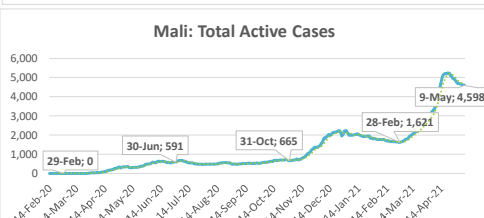
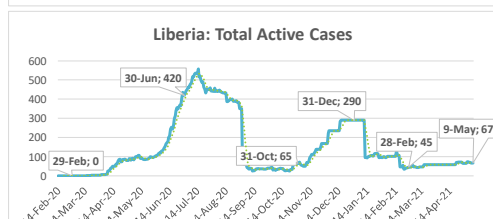
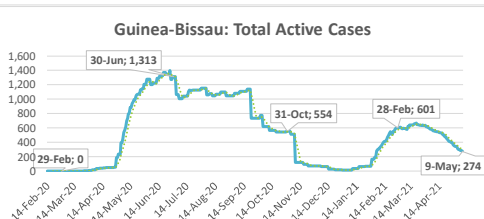
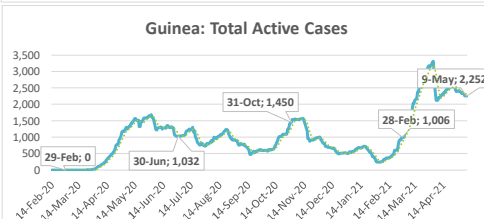
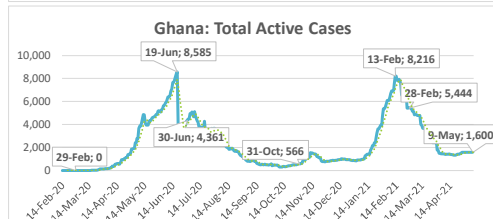
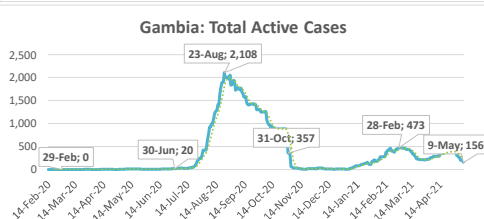
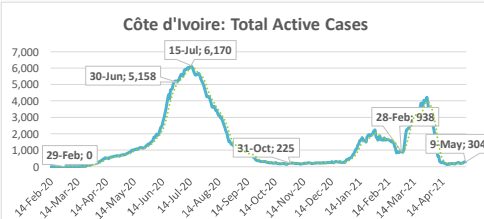
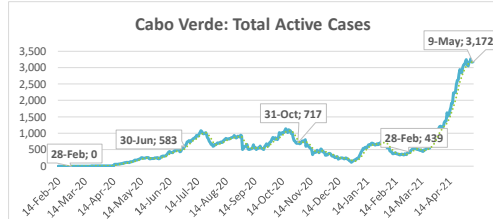
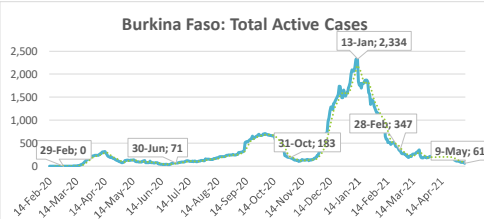
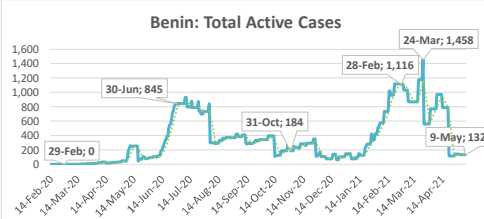
---

## **Highlights of the Covid-19 Situation in West Africa as of May 9, 2021**

- **As of Sunday, May 9, 2021, the number of total cases in the West Africa region reached 464,274.** The region reported 4,187 new cases in the review week, which is a 9.0% decline compared to the new cases reported in the preceding week. The total number of deaths reported reached 6,124, recording 53 new deaths in the review week. The number of total recovered cases reached 435,796, of which 5,759 were newly recovered cases during the review week. The total number of active cases stands at 22,354, which is a decline of 1,625 cases in the review week. The decline in the number of active cases in the region during the review week is mainly attributable to Nigeria.
- **Nigeria accounted for 35.6% of the total cases reported in the region since the start of the pandemic, while Cabo Verde accounted for 49.5% of the new cases in the region during the week under review.** Liberia has the lowest number of total cases in the region at 2,114.
- **The average case fatality rate (CFR) for the region stands at 1.3%. The highest CFR in the region was reported in Liberia at 4.0% and the lowest in Côte d'Ivoire at 0.6%.**

# Summary of COVID-19 tracking in West Africa: Situation for the week ending 9 May 2021

	Date of first case	Cases				Deaths				Recovered				Active				Test	
		Total cases	New cases for the week of	New cases for the week of	Weekly change	Total deaths	New deaths for the week of	New deaths for the week of	Weekly change from Previous week	Total Recovered	New recovered for the week of	New recovered for the week of	Weekly change from Previous week	Active cases	New active for the week of	New active for the week of	Weekly change from Previous week	Total tests	Tests Per million People
		09 May	02 May			09 May	02 May			09 May	02 May			09 May	02 May				
West Africa	28-Feb	464,274	4,187	4,601	-414	6,124	53	69	-16	435,796	5,759	5,002	757	22,354	1,625	470	-1,155	6,656,786	16,759
Benin	16-Mar	7,884	63	101	-38	100	1	2	-1	7,652	72	70	2	132	-10	29	-39	595,112	49,089
Burkina Faso	9-Mar	13,379	60	56	4	162	5	1	4	13,156	103	116	-13	61	-48	-61	13	182,227	8,718
Cabo Verde	20-Mar	26,441	2,073	2,019	54	232	9	20	-11	23,037	2,138	1,695	443	3,172	-74	304	-378	198,108	356,318
Côte d'Ivoire	11-Mar	46,442	328	262	66	291	5	4	1	45,847	265	208	57	304	58	50	8	608,960	23,086
Gambia, The	18-Mar	5,929	28	44	-16	175	0	2	-2	5,598	179	135	44	156	-151	-93	-58	76,379	31,605
Ghana	12-Mar	92,951	350	435	-85	783	4	2	2	90,568	320	328	-8	1,600	-26	105	-79	1,108,763	35,683
Guinea	13-Mar	22,633	329	351	-22	150	5	5	0	20,231	455	546	-91	2,252	-131	-200	69	443,518	33,772
Guinea-Bissau	27-Mar	3,741	5	10	-5	67	0	0	0	3,400	73	75	-2	274	-68	-65	-3	64,758	32,905
Liberia	16-Mar	2,114	15	2	13	85	0	0	0	1,962	13	9	4	67	2	-7	9	97,875	19,352
Mali	25-Mar	14,108	193	288	-95	500	11	22	-11	9,010	277	662	-385	4,598	-95	-396	301	278,857	13,770
Niger	20-Mar	5,319	68	60	8	192	1	0	1	4,885	28	23	5	242	-39	37	2	101,051	4,175
Nigeria	28-Feb	165,419	266	434	-168	2,065	2	1	1	156,297	1,188	183	1,005	7,057	-924	250	-1,174	1,939,165	9,407
Senegal	2-Mar	40,692	259	298	-39	1,119	9	8	1	39,384	226	297	-71	189	24	-7	31	490,682	29,305
Sierra Leone	31-Mar	4,068	6	18	-12	79	0	0	0	3,078	0	85	-85	911	6	-67	73	153,257	19,212
Togo	6-Mar	13,154	144	223	-79	124	1	2	-1	11,691	422	570	-148	1,339	-279	-349	70	318,074	38,421



.....: 7-day moving average