



AFRICAN DEVELOPMENT BANK GROUP

Weekly Data Flash on Covid-19 in Africa¹:

The situation as of Sunday, May 16, 2021

Statistics Department (ECST)

¹ This briefing note has been prepared by Roza Mamuye Bora, Senior Statistician; Anouar Chaouch, Statistician; Soumaila Karambiri, Statistical Assistant; Regis Hauhouot Stephane, Statistical Assistant and Desire Lakpa Guy, Statistical Assistant and under the supervision of Louis Kouakou, Division Manager ECST1.

For more information on Covid-19, please visit the Bank's Africa Information Highway
<https://africacovid.opendataforafrica.org/>.

Contents

	Page
Highlights of the Covid-19 Situation in Africa as of May 16, 2021	1
Data Annexes: Africa	4
Highlights of the Covid-19 Situation in Central Africa as of May 16, 2021	6
Data Annexes: Central Africa	8
Highlights of the Covid-19 Situation in East Africa as of May 16, 2021	9
Data Annexes: East Africa	11
Highlights of the Covid-19 Situation in North Africa as of May 16, 2021	12
Data Annexes: North Africa	14
Highlights of the Covid-19 Situation in Southern Africa as of May 16, 2021	15
Data Annexes: Southern Africa	17
Highlights of the Covid-19 Situation in West Africa as of May 16, 2021	18
Data Annexes: West Africa	20

Highlights of the Covid-19 Situation in Africa as of May 16, 2021²

Vaccinations: Status Update

- In the week ending May 16, 2021, over 160.3 million new Covid-19 vaccinations were administered globally, bringing the total given since the start of the pandemic to 1,458,787,389. In terms of the geographical distribution, China accounts for 26.9% of the total number of Covid-19 vaccinations administered to date, followed by the USA at 18.8% and India at 12.5%.
- The number of African countries that have released data on rolling out Covid-19 vaccinations reached 44, though the number of countries that have just started their vaccination roll-out could be higher. As of May 16, 2021, a total of 23,768,410 vaccinations had been administered in Africa, which represents 1.6% of total global vaccinations. Morocco accounts for 44.9% of the vaccinations carried out in Africa to date, followed by Nigeria at 6.0%, Ethiopia (6.0%) and Egypt (5.8%).

Covid-19 Testing in Africa

- As of Sunday, May 16, 2021, close to 46.2 million tests for Covid-19 had been administered in Africa, of which over 0.7 million were reported in the week under review. Ten countries collectively account for 70.2% of the tests conducted in Africa as of May 16, 2021: South Africa (24.1%), Morocco (13.8%), Egypt (6.0%), Ethiopia (5.7%), Nigeria (4.3%), Kenya (3.8%), Cameroon (3.3%), Zambia (3.2%), Tunisia (3.0%) and Rwanda (3.0%).
- The number of average tests per 1 million people in Africa as of May 16, 2021 stands at 34,471, which is an increase of 1.4% over the figure reported in the previous week. Botswana is the best performer on this indicator with 463,250 tests per 1 million people, followed by Cabo Verde (370,899), Gabon (344,805), Mauritius (282,029), Seychelles (218,654), South Africa (187,410) and Eswatini (175,938).

Confirmed, New and Active Global Covid-19 Cases

- Globally, the total number of confirmed Covid-19 cases since the start of the pandemic reached 162,778,871: the majority of which (28.6%) occurred in Asia, followed by Europe (28.2%), North America (23.9%), South America (16.4%) and Africa (2.9%). To date, 106,530,975 cases have recovered globally, representing 65.4% of confirmed global Covid-19 cases.
- The number of new cases reported globally in the review week amounted to 4,824,779, indicating a decline of 11.6% compared to the new cases recorded in the preceding week.

² Tanzania has not released data on Covid-19 since May 08, 2020. Equatorial Guinea has not released new data Since May 2, 2021. Cameroon and Liberia have not released new data for the week under review.

- **The number of global deaths due to Covid-19 reached 3,374,776, of which 85,963 were recorded in the week ending May 16, 2021;** this shows decline of 4.3% over the previous week. The number of global active cases increased by 54,684 cases in the review week, to reach 52,873,120 as of May 16, 2021.
- **Africa accounted for 2.9% of the total global cases, 3.7% of deaths, 3.9% of recovered cases and 0.7% of active cases as of May 16, 2021, as detailed below.**

Confirmed, New and Active Covid-19 Cases in Africa

- **As of May 16, 2021, the total number of confirmed cases in Africa reached 4,688,159,** 76.9% of which were in nine countries, namely South Africa (34.4%), Morocco (11.0%), Tunisia (7.0%), Ethiopia (5.7%), Egypt (5.2%), Libya (3.9%), Nigeria (3.5%), Kenya (3.5%) and Algeria (2.7%). The five countries with the lowest number of cases were Mauritius, Liberia, São Tomé & Príncipe, Guinea-Bissau and Eritrea, with cases ranging between 1,282 in Mauritius and 3,844 in Eritrea, collectively accounting for 0.3% of the confirmed cases in Africa. Considering population size, Seychelles, Cabo Verde, Tunisia, South Africa and Libya are the five countries with the highest number of confirmed cases per million people; rates ranging from 94,680 in Seychelles to 26,734 in Libya. The average cases per million for Africa stands at 3,567, which is much lower than the global average of 21,001.
- **In the week under review, a total of 55,653 new cases were reported in Africa,** which is an 8.6% decline compared to the previous week. These new cases in Africa account for 1.2% of the weekly new cases recorded globally. The Southern Africa region accounted for 42.1% of the weekly new cases in Africa, followed by North Africa (32.3%), East Africa (18.1%), West Africa (5.7%) and Central Africa (1.8%).
- **The total number of active cases in Africa increased by 164 cases in the review week to reach 359,603.** Currently, just seven countries collectively account for 76.7% of the active cases in Africa, namely Egypt (49,916), Kenya (48,850), Ethiopia (42,702), Cameroon (38,533), Algeria (34,578), South Africa (34,166) and Tunisia (27,079).
- **From a regional perspective, North Africa accounts for 34.7% of active cases in Africa, followed by East Africa (31.1%), Southern Africa (14.3%), Central Africa (13.9%) and West Africa (6.0%).**

Deaths and the Case Fatality Rates in Africa

- **As of May 16, 2021, a total of 126,311 deaths had been reported in Africa since the start of the pandemic,** of which 50.6% were in Southern Africa, 33.4% in North Africa, 9.0% in East Africa, 4.9% in West Africa and 2.1% in Central Africa. The five countries with the highest number of reported deaths due to Covid-19 since the start of the pandemic are South Africa, Egypt, Tunisia, Morocco and Ethiopia, ranging from 55,210 in South Africa to 3,996 in Ethiopia. A total of 1,917 new deaths were reported in Africa in the week under review, which is a decline of 8.6% compared to the preceding week.

- **The case fatality rate (CFR), i.e. deaths per confirmed cases for Africa, stands at 2.7%, which is higher than the global CFR rate of 2.1%.** Regionally, West Africa has the lowest CFR at 1.3%, followed by Central Africa at 1.6%, East Africa at 1.9%, North Africa at 3.0% and Southern Africa at 3.1%. As of May 16, 2021, seventeen African countries recorded CFRs higher than the African average with Sudan the highest at 7.0%., followed by Egypt (5.8%), Somalia (5.2%), Zimbabwe (4.1%), Liberia (4.0%), Comoros (3.8%), Eswatini (3.6%), Niger (3.6%), Tunisia (3.6%), Mali (3.6%), Chad (3.5%), South Africa (3.4%), Malawi (3.4%), Lesotho (3.0%), The Gambia (2.9%), Senegal (2.8%) and Algeria (2.7%).

Recovery Rates in Africa

- **As of May 16, 2021, the number of recovered cases in Africa reached 4,202,245, which represents 89.6% of its total confirmed cases.** Regionally, the recovery levels stand at 94.4% for Southern Africa, 94.1% for West Africa, 88.2% for North Africa, 79.3% for East Africa, and 67.2% for Central Africa. In the week under review 53,572 newly recovered cases were reported.


Status of Vaccinations Administered Globally for the Week Ending 16 May, 2021

	Vaccinations				
	Total vaccinations	% of population vaccinated	New vaccinations for the week of	New vaccinations for the week of	Weekly change
			16 May.	09 May.	
World	1,458,787,389	18.7	160,363,736	134,218,208	26,145,528
Africa	23,768,410	1.8	2,625,547	1,870,846	754,701
Algeria	75,000	0.2	0	0	0
Angola	669,962	2.0	145,664	0	145,664
Benin	10,683	0.1	632	0	632
Botswana	54,620	2.3	0	240	-240
Cabo Verde	21,318	3.8	2,160	3,378	-1,218
Cameroon	44,391	0.2	7,281	25,494	-18,213
Congo DRC	8,446	0.0	6,197	214	5,983
Congo Rep	38,151	0.7	6,265	6,416	-151
Côte d'Ivoire	260,674	1.0	105,656	5,981	99,675
Djibouti	13,042	1.3	0	0	0
Egypt	1,371,976	1.3	212,093	230,953	-18,860
Equatorial Guinea	75,518	5.4	0	0	0
Ethiopia	1,397,647	1.2	181,713	186,750	-5,037
Eswatini	34,897	3.0	0	0	0
Gabon	13,638	0.6	2,560	400	2,160
Gambia	25,445	1.1	1,529	2,657	-1,128
Ghana	847,871	2.7	0	5,350	-5,350
Guinea	202,784	1.5	55,568	8,606	46,962
Guinea Bissau	5,889	0.3	0	12	-12
Kenya	926,036	1.7	25,050	14,698	10,352
Liberia	36,404	0.7	11,673	17,239	-5,566
Libya	106,559	1.6	24,927	20,420	4,507
Malawi	324,328	1.7	17,110	21,394	-4,284
Mali	73,929	0.4	10,002	10,216	-214
Mauritania	23,976	0.5	3,603	5,289	-1,686
Mauritius	220,646	17.3	23,000	0	23,000
Morocco	10,672,075	28.9	807,514	548,717	258,797
Mozambique	355,995	1.1	214,355	0	214,355
Namibia	53,163	2.1	13,043	15,072	-2,029
Niger	74,106	0.3	58,025	6,519	51,506
Nigeria	1,418,449	0.7	151,707	37,009	114,698
Rwanda	400,096	3.1	0	0	0
Senegal	497,840	3.0	13,399	14,432	-1,033
Seychelles	131,068	133.3	3,347	881	2,466
Sierra Leone	59,780	0.7	0	3,306	-3,306
Somalia	123,570	0.8	123,570	0	123,570
South Africa	478,452	0.8	95,972	63,810	32,162
South Sudan	5,459	0.0	310	1,359	-1,049
Sudan	290,500	0.7	0	150,273	-150,273
Togo	243,586	2.9	26,889	35,707	-8,818
Tunisia	749,039	6.3	100,727	153,068	-52,341
Uganda	430,301	0.9	34,496	65,728	-31,232
Zambia	107,790	0.6	30,442	45,314	-14,872
Zimbabwe	793,311	5.3	109,068	163,944	-54,876
Americas					
Brazil	57,108,211	27.1	4,727,869	5,268,368	-540,499
Canada	18,098,567	48.1	2,446,521	2,231,848	214,673
U.S.A	273,545,207	83.3	13,828,218	14,125,520	-297,302
Asia					
China	392,987,000	28.1	75,401,000	47,180,000	28,221,000
India	182,220,164	13.3	12,066,732	13,337,401	-1,270,669
Europe					
France	29,581,480	44.1	4,000,714	3,177,388	823,326
Germany	39,493,208	47.5	5,084,368	5,634,260	-549,892
Israel	10,529,230	116.3	33,184	45,063	-11,879
U.K.	56,677,012	84.8	3,635,964	3,206,051	429,913
Middle East					
Saudi Arabia	11,643,430	34.0	1,129,282	956,200	173,082
U.A.E.	11,450,769	117.2	304,835	511,241	-206,406

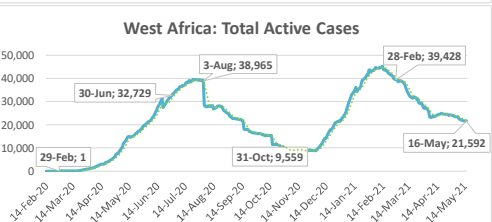
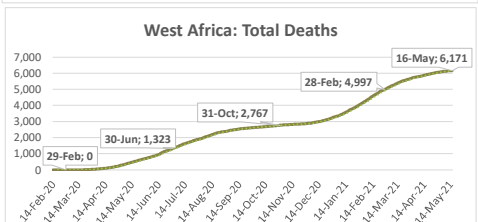
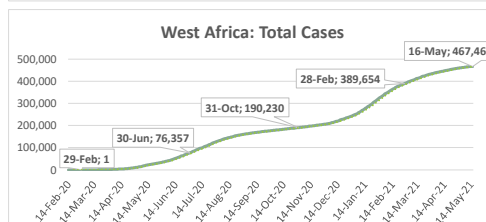
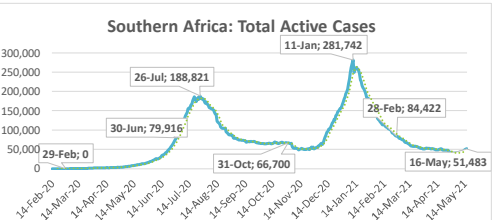
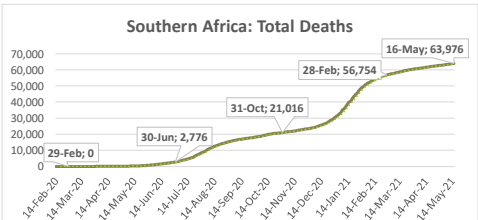
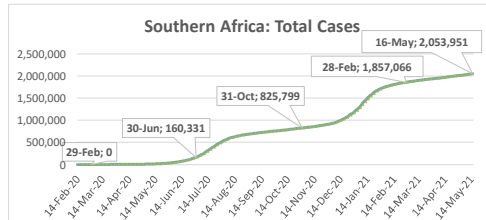
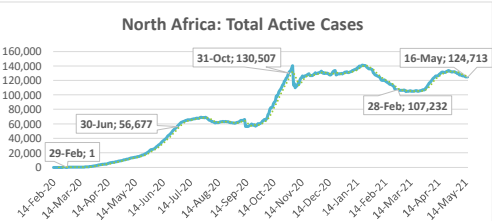
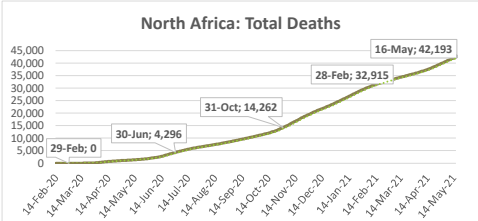
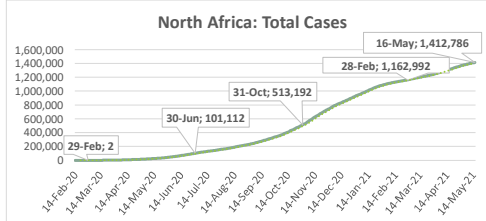
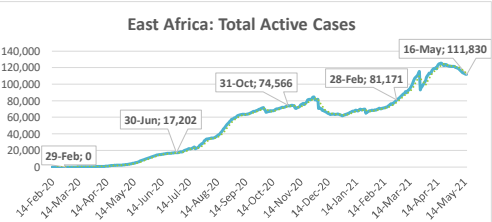
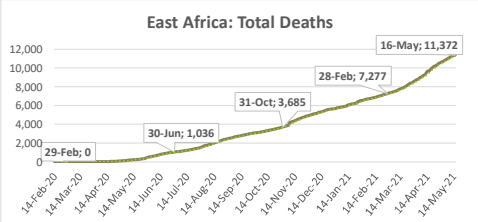
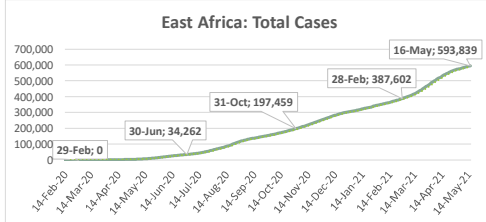
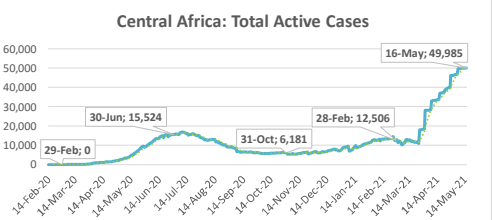
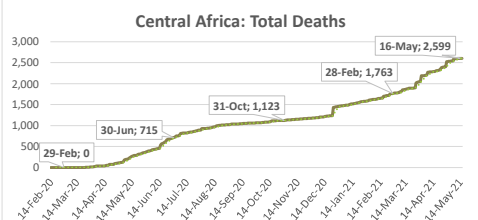
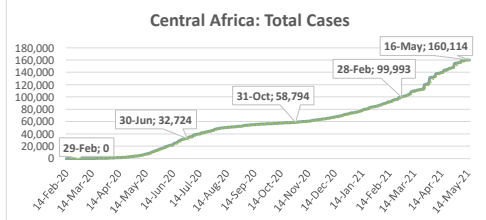
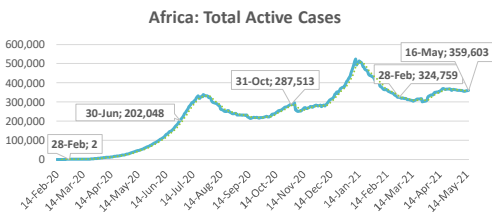
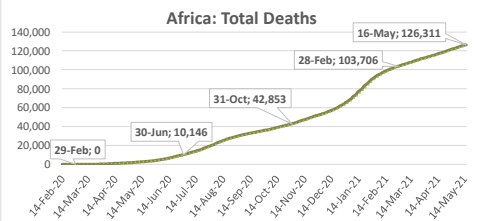
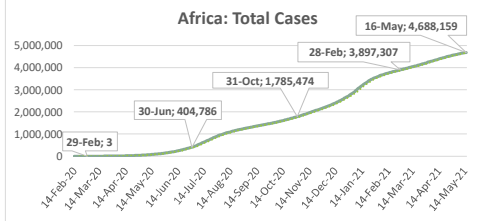
Total of vaccinations



% of population vaccinated



Summary of COVID-19 tracking in Africa: Situation for the week ending 16 May 2021																			
	Date of first case	Cases				Deaths				Recovered				Active				Test	
		Total cases	New cases for the week of	New cases for the week of	Weekly change from Previous week	Total deaths	New deaths for the week of	New deaths for the week of	Weekly change from Previous week	Total Recovered	New recovered for the week of	New recovered for the week of	Weekly change from Previous week	Active cases	New active for the week of	New active for the week of	Weekly change from Previous week	Total tests	Tests Per million People
16 May.	09 May.	16 May.	09 May.	16 May.	09 May.	16 May.	09 May.	16 May.	09 May.	16 May.	09 May.	16 May.	09 May.	16 May.	09 May.				
World	31-Dec	162,778,871	4,824,779	5,456,888	-632,109	3,374,776	85,963	89,798	-3,835	106,530,975	4,684,132	4,702,379	-18,247	52,873,120	54,684	664,711	-610,027	2,322,817,666	297,996
Africa	14-Feb	4,688,159	55,653	60,908	-5,255	126,311	1,917	2,097	-180	4,202,245	53,572	63,325	-9,753	359,603	164	4,514	-4,678	46,151,238	34,471
Central Africa	6-Mar	160,114	1,021	4,192	-3,171	2,599	8	63	-55	107,530	643	718	-75	49,985	370	3,411	-3,041	2,881,891	19,670
East Africa	13-Mar	593,839	10,073	10,272	-199	11,372	316	354	-38	470,637	15,031	14,379	652	111,830	-5,274	-4,461	-813	7,829,207	20,851
North Africa	14-Feb	1,412,786	17,958	22,753	-4,795	42,193	934	1,130	-196	1,245,880	20,047	25,635	-5,588	124,713	-3,023	-4,012	-989	11,995,902	58,110
Southern Africa	5-Mar	2,053,951	23,406	19,504	-3,902	63,976	612	497	-115	1,938,492	13,941	16,834	-2,893	51,483	8,853	2,173	-6,680	16,695,340	78,314
West Africa	28-Feb	467,469	3,195	4,187	-992	6,171	47	53	-6	439,706	3,910	5,759	-1,849	21,592	-762	-1,625	-863	6,748,898	16,991



.....: 7-day moving average

Central Africa

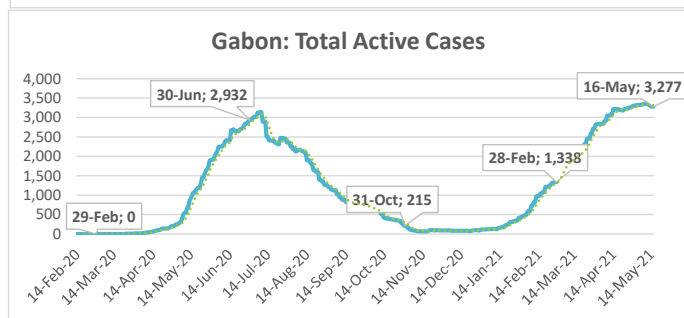
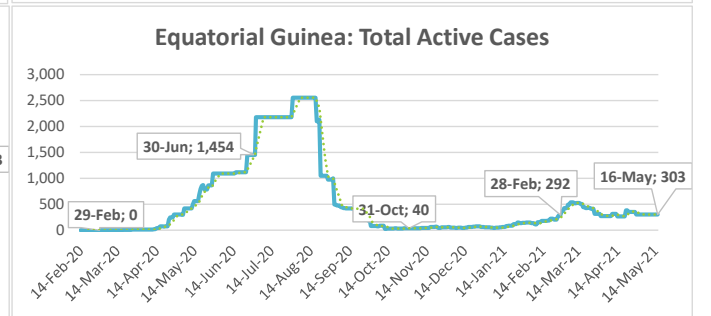
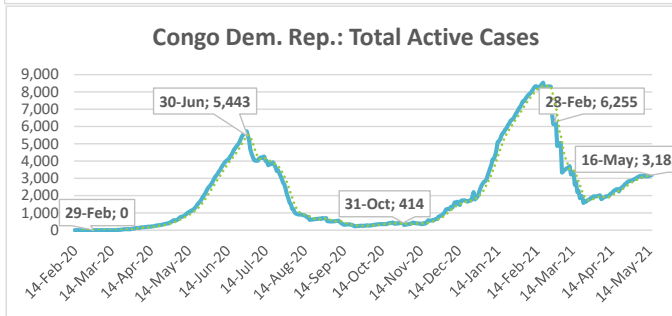
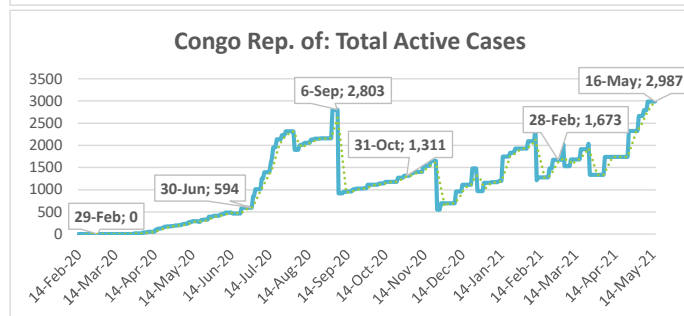
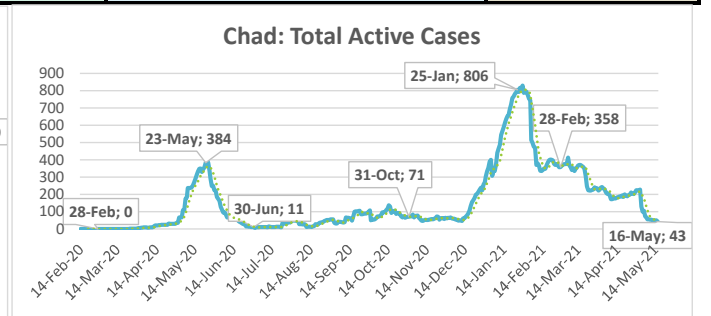
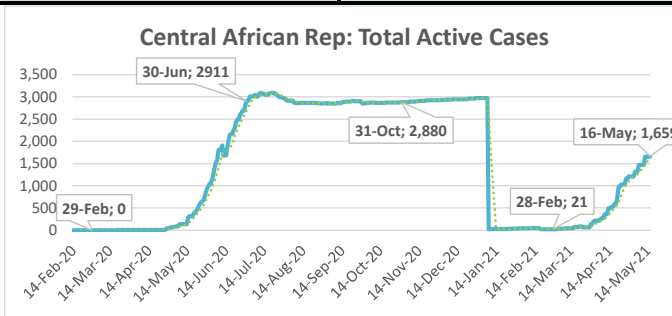
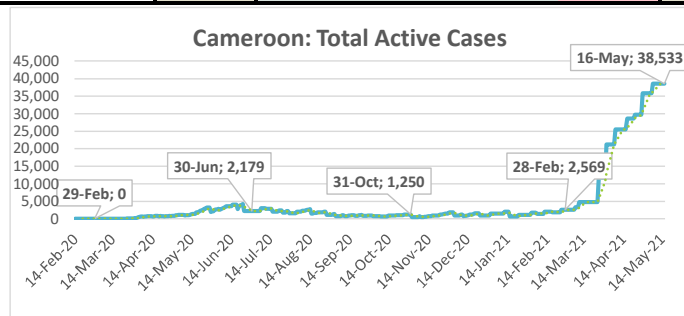
Highlights of the Covid-19 Situation in Central Africa as of May 16, 2021

- **As of Sunday, May 16, 2021, the number of reported total cases in the Central Africa region reached 160,114.** The region reported 1,021 new cases in the review week, which is lower by 75.6%¹ compared to the number recorded in the preceding week. The total number of deaths reported reached 2,599, recording 8 new deaths in the review week. The number of total recovered cases reached 107,530, of which 0.6% were newly recovered cases during the review week. The total number of active cases stands at 49,985, which is an increase of 370 cases in the review week.
- **Cameroon accounted for 46.8% of the total cases reported in the region since the start of the pandemic, while Gabon accounted for 35.9% of the new cases during the week under review.** Chad has recorded the lowest number of total cases in the Central region since the onset of the pandemic at 4,904.
- **The average case fatality rate (CFR) for the region stands at 1.6%. The highest CFR in the region was reported in Chad at 3.5% and the lowest in Gabon at 0.6%.**

¹ The figures in this section are affected by Cameroon and Equatorial Guinea not releasing new data for the review week.

Summary of COVID-19 tracking in Central Africa: Situation for the week ending 16 May 2021

	Date of first case	Cases				Deaths				Recovered				Active				Test	
		Total cases	New cases for the week of	New cases for the week of	Weekly change	Total deaths	New deaths for the week of	New deaths for the week of	Weekly change from Previous week	Total Recovered	New recovered for the week of	New recovered for the week of	Weekly change from Previous week	Active cases	New active for the week of	New active for the week of	Weekly change from Previous week	Total tests	Tests Per million People
			16 May.	09 May.			16 May.	09 May.			16 May.	09 May.			16 May.	09 May.			
Central Africa	6-Mar	160,114	1,021	4,192	-3,171	2,599	8	63	-55	107,530	643	718	-75	49,985	370	3,411	-3,041	2,881,891	19,670
Cameroon	6-Mar	74,946	...	2,696	-2,696	1,152	...	45	-45	35,261	0	38,533	0	2,651	-2,651	1,518,411	57,200
Central African Rep.	15-Mar	6,866	192	263	-71	95	2	5	-3	5,112	0	0	0	1,659	190	258	-68	52,872	10,947
Chad	19-Mar	4,904	27	49	-22	173	2	1	1	4,688	39	219	-180	43	-14	-171	157	122,758	7,473
Congo Rep. of	15-Mar	11,343	196	469	-273	148	0	4	-4	8,208	0	0	0	2,987	196	465	-269	141,948	25,724
Congo Dem. Rep.	10-Mar	30,562	239	358	-119	776	4	4	0	26,603	169	184	-15	3,183	66	170	-104	155,288	1,734
Equatorial Guinea	14-Mar	7,694	112	7,279	303	123,169	87,791
Gabon	12-Mar	23,799	367	357	10	143	0	4	-4	20,379	435	315	120	3,277	-68	38	-106	767,445	344,805



.....: 7-day moving average

East Africa

Highlights of the Covid-19 Situation in East Africa as of May 16, 2021

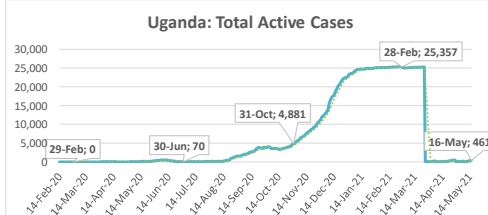
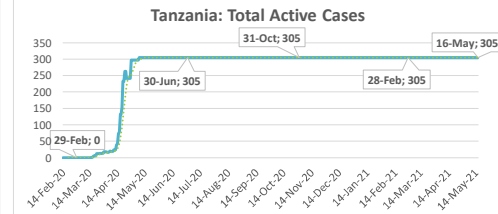
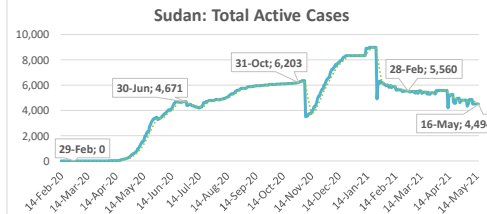
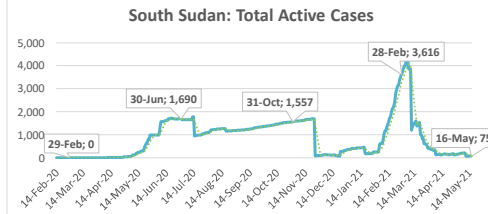
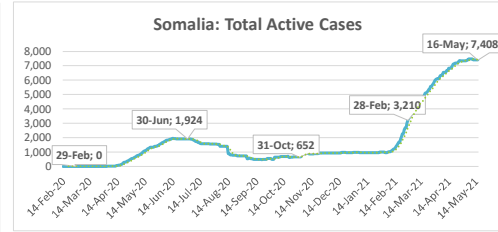
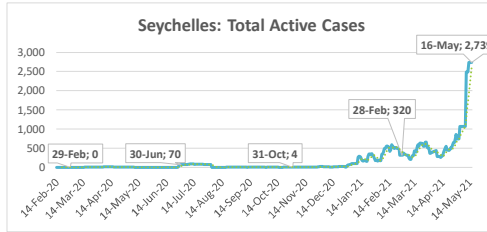
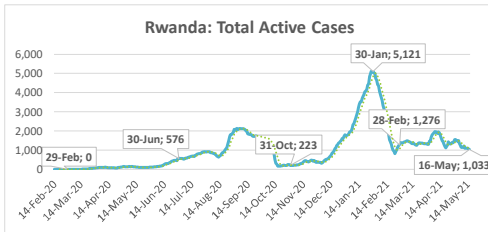
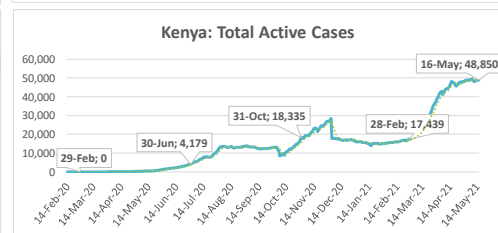
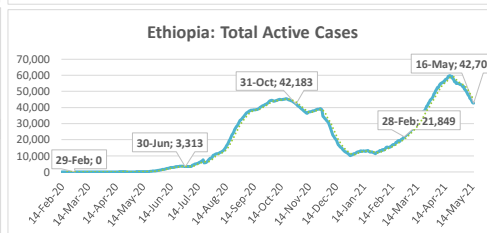
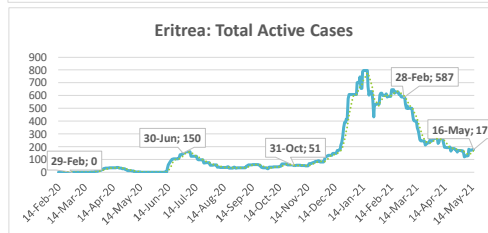
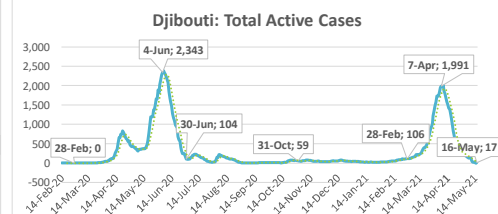
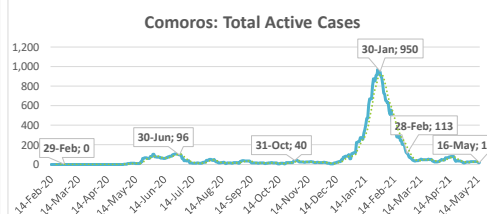
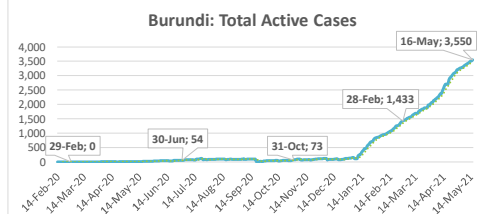
- **As of Sunday, May 16, 2021, the number of total cases in the East Africa region reached 593,839.** The region reported 10,073 new cases in the review week, which is a 1.9% decline compared to the preceding week. The total number of deaths reported reached 11,372, recording 316 new deaths in the review week. The number of total recovered cases reached 470,637, of which 3.2% were newly recovered cases during the review week. The total number of active cases stands at 111,830, which is a decline of 5,274 cases in the review week. The decline in the number of active cases in the region during the review week is mainly attributable to Ethiopia.
- **Ethiopia accounted for 44.8% of the total cases reported in the region since the start of the pandemic and 35.4% of the new cases in the region during the week under review.** Eritrea has reported the lowest number of total cases in the region since the start of the pandemic at 3,844.¹

The average case fatality rate (CFR) for the region stands at 1.9%. The highest CFR in the region was reported in Sudan at 7.0% and the lowest in Burundi at 0.1%.

¹ This precludes Tanzania, which has not released data since May 08, 2020.

Summary of COVID-19 tracking in East Africa: Situation for the week ending 16 May 2021

	Date of first case	Cases				Deaths				Recovered				Active				Test	
		Total cases	New cases for the week of	New cases for the week of	Weekly change	Total deaths	New deaths for the week of	New deaths for the week of	Weekly change from Previous week	Total Recovered	New recovered for the week of	New recovered for the week of	Weekly change from Previous week	Active cases	New active for the week of	New active for the week of	Weekly change from Previous week	Total tests	Tests Per million People
		16 May.	09 May.	16 May.	09 May.	16 May.	09 May.	16 May.	09 May.	16 May.	09 May.	16 May.	09 May.	16 May.	09 May.	16 May.	09 May.	16 May.	09 May.
East Africa	13-Mar	593,839	10,073	10,272	-199	11,372	316	354	-38	470,637	15,031	14,379	652	111,830	-5,274	-4,461	-813	7,829,207	20,851
Burundi	31-Mar	4,329	152	139	13	6	0	0	0	773	0	0	0	3,550	152	139	-15	279,132	23,475
Comoros	2-May	3,863	9	14	-5	146	0	0	0	3,699	17	7	10	18	-8	7	-15	6,227	7,161
Djibouti	18-Mar	11,434	99	178	-79	151	2	3	-1	11,266	225	225	0	17	-128	-50	-78	154,011	155,882
Eritrea	21-Mar	3,844	102	71	31	12	0	2	-2	3,654	52	110	-58	178	50	-41	91	23,693	6,681
Ethiopia	13-Mar	266,264	3,562	4,318	-756	3,996	108	162	-54	219,566	9,536	9,522	14	42,702	-6,082	-5,366	-716	2,652,558	23,073
Kenya	13-Mar	165,465	1,911	3,132	-1,221	3,003	108	132	-24	113,612	2,421	2,330	91	48,850	-618	670	-1,288	1,744,393	32,441
Rwanda	14-Mar	26,141	489	399	90	344	6	1	5	24,764	611	711	-100	1,033	-128	-313	185	1,371,636	105,900
Seychelles	15-Mar	9,184	2,811	500	2,311	32	4	0	4	6,413	1,136	176	960	2,739	1,671	324	1,347	21,504	218,654
Somalia	16-Mar	14,486	71	500	-429	753	6	34	-28	6,325	134	344	-210	7,408	-69	122	-191	120,132	7,559
South Sudan	5-Apr	10,652	15	54	-39	115	0	0	0	10,462	150	0	150	75	-135	54	-189	159,088	14,212
Sudan	13-Mar	34,889	428	517	-89	2,446	81	16	65	27,949	702	452	250	4,494	-355	49	-404	232,965	5,313
Tanzania	16-Mar	509	21	183	305	3,880	65
Uganda	21-Mar	42,779	424	450	-26	347	1	4	-3	41,971	47	502	-455	461	376	-56	432	1,059,988	23,174



.....: 7-day moving average

North Africa

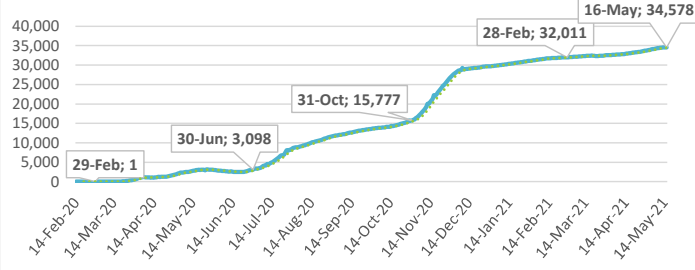
Highlights of the Covid-19 Situation in North Africa as of May 16, 2021

- **As of Sunday, May 16, 2021, the number of total cases in the North Africa region reached 1,412,786.** The region reported 17,958 new cases in the review week, which is a 21.1% decline compared to the preceding week. The total number of deaths reported reached 42,193, recording 934 new deaths in the review week. The number of total recovered cases reached 1,245,880, of which 1.6% were newly recovered cases during the review week. The total number of active cases stands at 124,713 which is a decline of 3,023 cases in the review week. The decline in the number of active cases in the region during the review week is mainly attributable to Morocco and Tunisia.
- **Morocco accounted for 36.4% of the total cases reported in the region since the start of the pandemic, while Egypt accounted for 46.3% of the new cases in the region during the week under review.** Mauritania has the lowest number of total cases in the region since the start of the pandemic at 18,828.
- **The average case fatality rate (CFR) for the region currently stands at 3.0%. The highest CFR in the region was reported in Egypt at 5.8% and the lowest in Libya at 1.7%.**

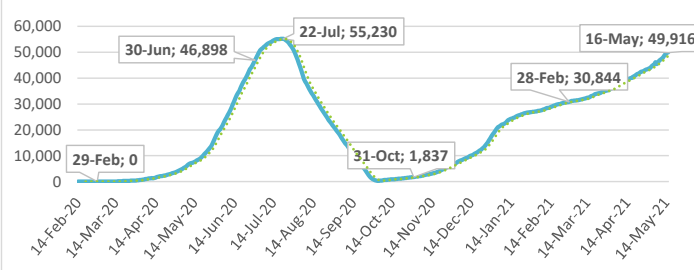
Summary of COVID-19 tracking in North Africa: Situation for the week ending 16 May 2021

	Date of first case	Cases				Deaths				Recovered				Active				Test	
		Total cases	New cases for the week of	New cases for the week of	Weekly change	Total deaths	New deaths for the week of	New deaths for the week of	Weekly change from Previous week	Total Recovered	New recovered for the week of	New recovered for the week of	Weekly change from Previous week	Active cases	New active for the week of	New active for the week of	Weekly change from Previous week	Total tests	Tests Per million People
			16 May.	09 May.			16 May.	09 May.			16 May.	09 May.			16 May.	09 May.			
North Africa	14-Feb	1,412,786	17,958	22,753	-4,795	42,193	934	1,130	-196	1,245,880	20,047	25,635	-5,588	124,713	-3,023	-4,012	989	11,995,902	58,110
Algeria	26-Feb	125,311	1,207	1,582	-375	3,374	46	58	-12	87,359	939	1,022	-83	34,578	222	502	-280	230,861	5,265
Egypt	14-Feb	245,721	8,311	7,775	536	14,327	423	435	-12	181,478	4,715	4,421	294	49,916	3,173	2,919	254	2,763,877	27,008
Libya	25-Mar	181,410	1,440	2,099	-659	3,088	18	31	-13	168,128	1,788	2,624	-836	10,194	-366	-556	190	983,395	143,116
Mauritania	14-Mar	18,828	161	219	-58	457	1	1	0	18,090	191	174	17	281	-31	44	-75	249,519	53,664
Morocco	5-Mar	514,944	1,080	2,008	-928	9,098	26	44	-18	503,181	2,267	2,499	-232	2,665	-1,213	-535	-678	6,380,889	172,874
Tunisia	5-Mar	326,572	5,759	9,070	-3,311	11,849	420	561	-141	287,644	10,147	14,895	-4,748	27,079	-4,808	-6,386	1,578	1,387,361	117,388

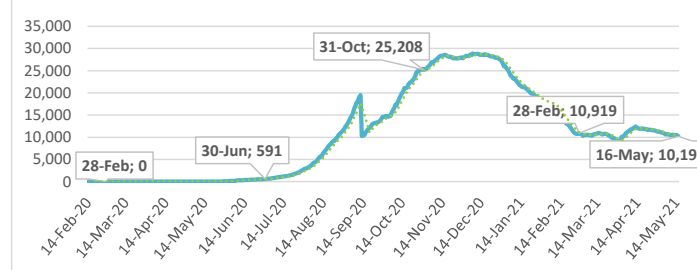
Algeria: Total Active Cases



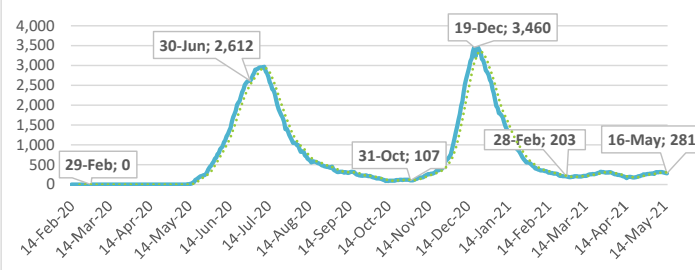
Egypt: Total Active Cases



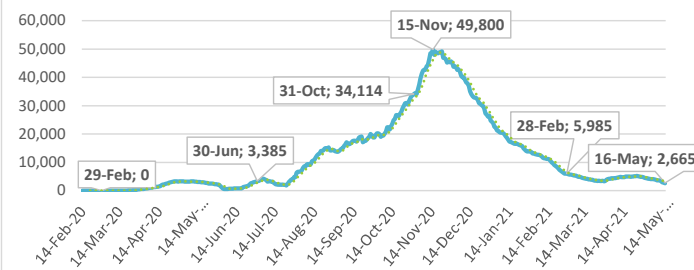
Libya: Total Active Cases



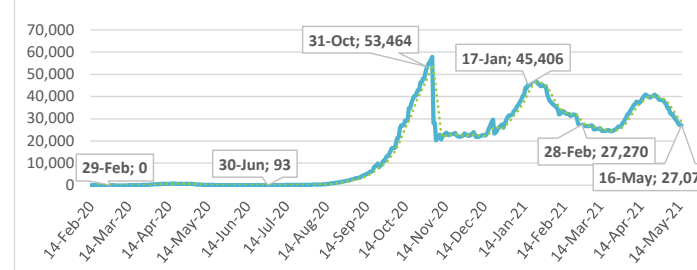
Mauritania: Total Active Cases



Morocco: Total Active Cases



Tunisia: Total Active Cases



.....: 7-day moving average

Southern Africa

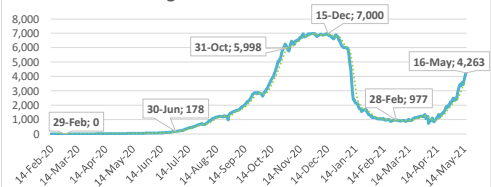
Highlights of the Covid-19 Situation in Southern Africa as of May 16, 2021

- **As of Sunday, May 16, 2021, the number of total cases in the Southern Africa region reached 2,053,951.** The region reported 23,406 new cases in the review week, which is a 20% increase compared to the preceding week. The total number of deaths reported reached 63,976, recording 612 new deaths in the review week. The number of total recovered cases reached 1,938,492, of which 0.7% were newly recovered cases during the review week. The total number of active cases stands at 51,483, which is an increase of 8,853 cases in the review week. The increase in the number of active cases in the region during the review week is mainly attributable to South Africa.
- **South Africa accounted for 78.6% of the total cases reported in the region since the start of the pandemic and 73.2% of the new cases in the region during the week under review.** Mauritius has the lowest number of total cases in the region at 1,282.
- **The average case fatality rate (CFR) for the region stands at 3.1%. The highest CFR in the region was reported in Zimbabwe at 4.1% and the lowest in Mozambique at 1.2%.**

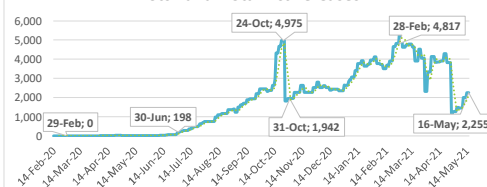
Summary of COVID-19 tracking in Southern Africa: Situation for the week ending 16 May 2021

	Date of first case	Cases				Deaths				Recovered				Active				Test	
		Total cases	New cases for the week of	New cases for the week of	Weekly change	Total deaths	New deaths for the week of	New deaths for the week of	Weekly change from Previous week	Total Recovered	New recovered for the week of	New recovered for the week of	Weekly change from Previous week	Active cases	New active for the week of	New active for the week of	Weekly change from Previous week	Total tests	Tests Per million People
		16 May.	09 May.	09 May.	16 May.	16 May.	09 May.	09 May.	16 May.	16 May.	09 May.	09 May.	16 May.	16 May.	09 May.	09 May.	16 May.	16,695,340	78,314
Southern Africa	5-Mar	2,053,951	23,406	19,504	3,902	63,976	612	497	115	1,938,492	13,941	16,834	-2,893	51,483	8,853	2,173	6,680	16,695,340	78,314
Angola	27-Mar	30,637	1,897	1,747	150	659	26	31	-5	25,715	998	804	194	4,263	873	912	-39	527,590	16,053
Botswana	16-Mar	49,656	1,239	1,483	-244	761	27	22	-5	46,640	414	1,266	-852	2,255	798	195	603	1,089,391	463,250
Eswatini	14-Mar	18,520	40	22	18	672	1	0	1	17,800	17	35	-18	48	22	-13	35	204,117	175,938
Lesotho	13-May	10,790	17	40	-23	320	1	1	0	6,427	0	160	-160	4,043	16	-121	137	87,981	41,069
Madagascar	20-Mar	40,141	1,129	1,382	-253	763	41	56	-15	37,823	1,801	3,275	-1,474	1,555	-713	-1,949	1,236	195,576	7,063
Malawi	2-Apr	34,214	43	75	-32	1,153	0	5	-5	32,210	51	90	-39	851	-8	-20	12	239,091	12,498
Mauritius	18-Mar	1,282	36	35	1	17	0	0	0	1,134	11	17	-6	131	25	19	7	358,675	282,029
Mozambique	27-Mar	70,442	230	228	2	826	3	8	-5	68,725	940	854	86	891	-713	-634	-79	536,999	17,181
Namibia	14-Mar	51,218	1,148	1,416	-268	718	29	46	-17	48,247	947	1,062	-115	2,253	172	308	-136	409,887	161,315
São Tomé & Príncipe	6-Apr	2,327	9	8	1	35	0	0	0	2,274	12	18	-6	18	-3	-10	7	13,396	61,125
South Africa	5-Mar	1,613,728	17,133	12,531	4,602	55,210	475	318	157	1,524,352	8,096	8,478	-382	34,166	8,562	3,735	4,827	11,115,048	187,410
Zambia	18-Mar	92,436	344	399	-55	1,260	3	4	-1	90,816	388	346	42	360	47	49	-96	1,471,632	80,050
Zimbabwe	25-Mar	38,560	141	138	3	1,582	6	6	0	36,329	266	429	-163	649	-131	-297	166	445,957	30,005

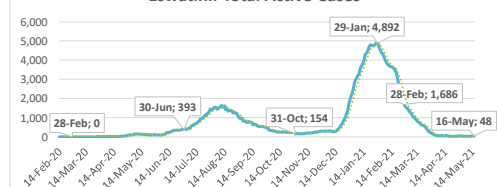
Angola: Total Active Cases



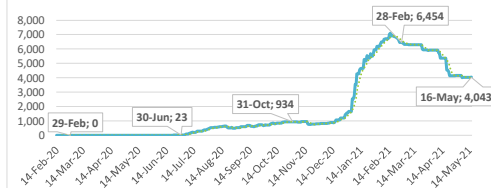
Botswana: Total Active Cases



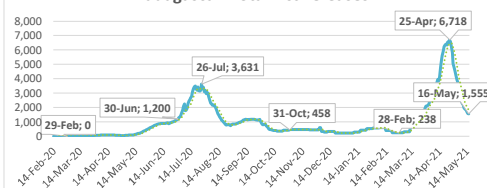
Eswatini: Total Active Cases



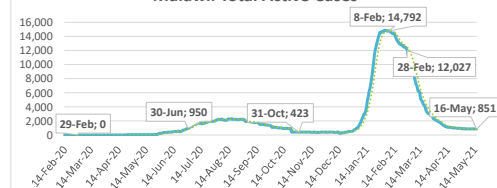
Lesotho: Total Active Cases



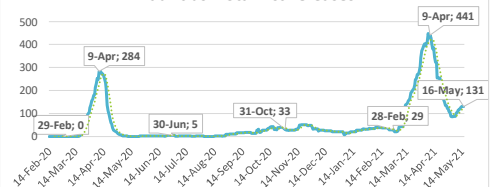
Madagascar: Total Active Cases



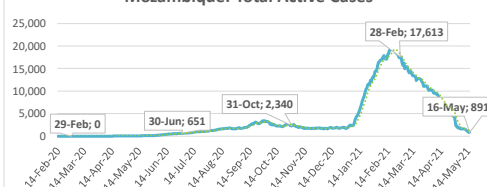
Malawi: Total Active Cases



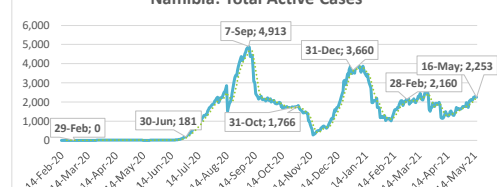
Mauritius: Total Active Cases



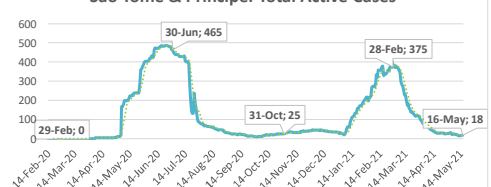
Mozambique: Total Active Cases



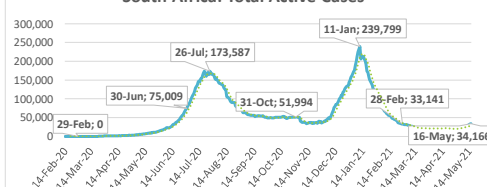
Namibia: Total Active Cases



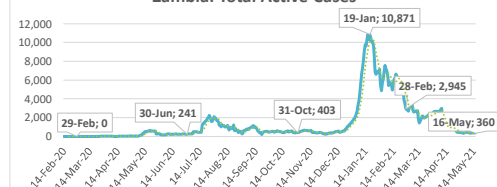
São Tomé & Príncipe: Total Active Cases



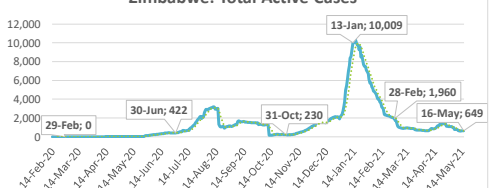
South Africa: Total Active Cases



Zambia: Total Active Cases



Zimbabwe: Total Active Cases



..... 7-day moving average

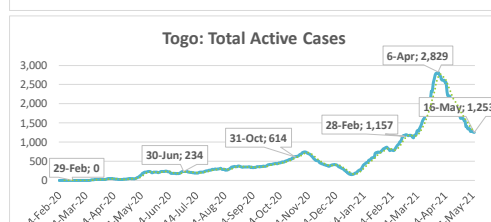
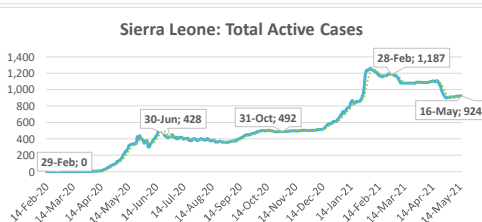
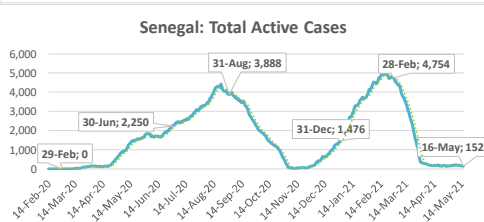
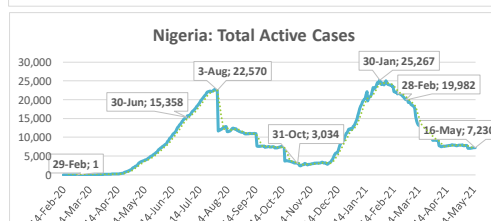
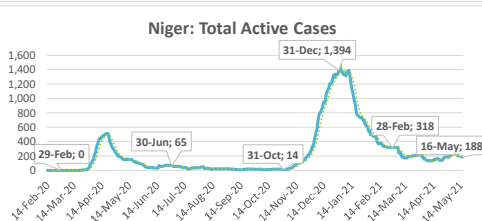
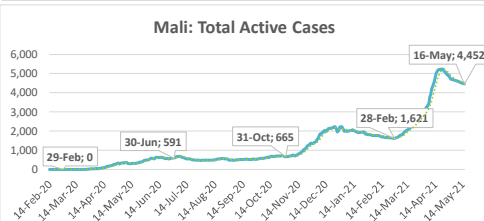
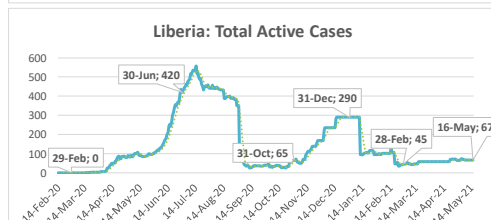
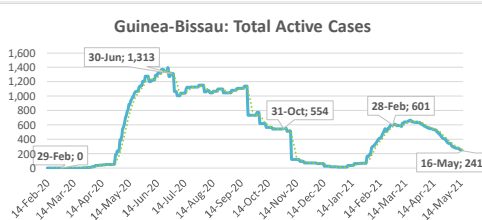
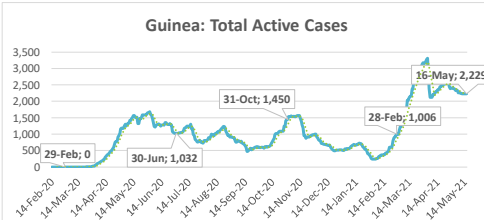
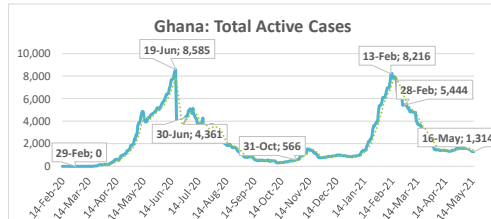
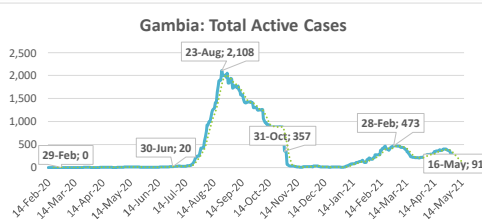
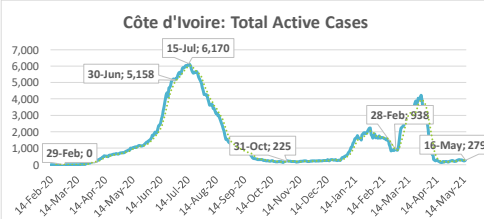
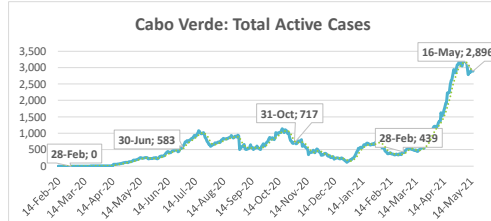
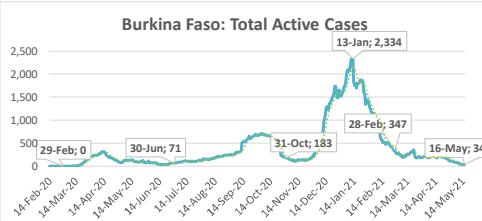
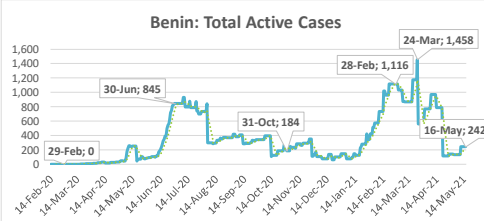
West Africa

Highlights of the Covid-19 Situation in West Africa as of May 16, 2021

- **As of Sunday, May 16, 2021, the number of total cases in the West Africa region reached 467,469.** The region reported 3,195 new cases in the review week, which is a 23.7% decline compared to the new cases reported in the preceding week. The total number of deaths reported reached 6,171, recording 47 new deaths in the review week. The number of total recovered cases reached 439,706, of which 0.9% were newly recovered cases during the review week. The total number of active cases stands at 21,592, which is a decline of 762 cases in the review week. The decline in the number of active cases in the region during the review week is mainly attributable to Ghana, Cabo Verde and Mali.
- **Nigeria accounted for 35.4% of the total cases reported in the region since the start of the pandemic, while Cabo Verde accounted for 54.1% of the new cases in the region during the week under review.** Liberia has the lowest number of total cases in the region at 2,114.
- **The average case fatality rate (CFR) for the region stands at 1.3%. The highest CFR in the region was reported in Liberia at 4.0% and the lowest in Côte d'Ivoire at 0.6%.**

Summary of COVID-19 tracking in West Africa: Situation for the week ending 16 May 2021

	Date of first case	Cases				Deaths				Recovered				Active				Test	
		Total cases	New cases for the week of	New cases for the week of	Weekly change	Total deaths	New deaths for the week of	New deaths for the week of	Weekly change from Previous week	Total Recovered	New recovered for the week of	New recovered for the week of	Weekly change from Previous week	Active cases	New active for the week of	New active for the week of	Weekly change from Previous week	Total tests	Tests Per million People
		16 May	09 May	02 May	25 Apr	16 May	09 May	02 May	25 Apr	16 May	09 May	02 May	25 Apr	16 May	09 May	02 May	25 Apr	16 May	25 Apr
West Africa	28-Feb	467,469	3,195	4,187	-992	6,171	47	53	-6	439,706	3,910	5,759	-1,849	21,592	-762	-1,625	863	6,748,898	16,991
Benin	16-Mar	7,995	111	63	48	101	1	1	0	7,652	0	72	-72	242	110	-10	120	595,112	49,089
Burkina Faso	9-Mar	13,397	18	60	-42	164	2	5	-3	13,199	43	103	-60	34	-27	-48	21	184,102	8,807
Cabo Verde	20-Mar	28,168	1,727	2,073	-346	249	17	9	8	25,023	1,986	2,138	-152	2,896	-276	-74	-202	206,215	370,899
Côte d'Ivoire	11-Mar	46,656	214	328	-114	298	7	5	2	46,079	232	265	-33	279	-25	58	-83	619,741	23,494
Gambia, The	18-Mar	5,940	11	28	-17	175	0	0	0	5,674	76	179	-103	91	-65	-151	86	76,379	31,605
Ghana	12-Mar	93,243	292	350	-58	783	0	4	-4	91,146	578	320	-258	1,314	-286	26	-312	1,118,523	35,997
Guinea	13-Mar	22,746	113	329	-216	151	1	5	-4	20,366	135	455	-320	2,229	-23	-131	108	445,243	33,903
Guinea-Bissau	27-Mar	3,746	5	5	0	67	0	0	0	3,438	38	73	-35	241	-33	-68	35	65,627	33,347
Liberia	16-Mar	2,114	...	15	-15	85	...	0	0	1,962	...	13	-13	67	0	2	-2	97,875	19,352
Mali	25-Mar	14,190	82	193	-111	511	11	11	0	9,227	217	277	-60	4,452	-146	-95	-51	284,272	14,038
Niger	20-Mar	5,333	14	68	-54	192	0	1	-1	4,953	68	28	40	188	-54	39	-93	102,334	4,228
Nigeria	28-Feb	165,709	290	266	24	2,066	1	2	-1	156,413	116	1,188	-1,072	7,230	173	-924	1,097	1,977,479	9,593
Senegal	2-Mar	40,850	158	259	-101	1,125	6	9	-3	39,573	189	226	-37	152	-37	24	-61	497,971	29,740
Sierra Leone	31-Mar	4,107	39	6	33	79	0	0	0	3,104	26	0	26	924	13	6	7	154,751	19,400
Togo	6-Mar	13,275	121	144	-23	125	1	1	0	11,897	206	422	-216	1,253	-86	-279	193	323,274	39,049



.....: 7-day moving average