



AFRICAN DEVELOPMENT BANK GROUP

Weekly Data Flash on Covid-19 in Africa¹:

The situation as of Sunday, May 23, 2021

Statistics Department (ECST)

¹ This briefing note has been prepared by Roza Mamuye Bora, Senior Statistician; Anouar Chaouch, Statistician; Soumaila Karambiri, Statistical Assistant; Regis Hauhouot Stephane, Statistical Assistant and Desire Lakpa Guy, Statistical Assistant and under the supervision of Louis Kouakou, Division Manager ECST1.

For more information on Covid-19, please visit the Bank's Africa Information Highway
<https://africacovid.opendataforafrica.org/>.

Contents

	Page
Highlights of the Covid-19 Situation in Africa as of May 23, 2021	1
Data Annexes: Africa	4
Highlights of the Covid-19 Situation in Central Africa as of May 23, 2021	6
Data Annexes: Central Africa	8
Highlights of the Covid-19 Situation in East Africa as of May 23, 2021	9
Data Annexes: East Africa	11
Highlights of the Covid-19 Situation in North Africa as of May 23, 2021	12
Data Annexes: North Africa	14
Highlights of the Covid-19 Situation in Southern Africa as of May 23, 2021	15
Data Annexes: Southern Africa	17
Highlights of the Covid-19 Situation in West Africa as of May 23, 2021	18
Data Annexes: West Africa	20

Highlights of the Covid-19 Situation in Africa as of May 23, 2021²

Vaccinations: Status Update

- In the week ending May 23, 2021, over 196.9 million new Covid-19 vaccinations were administered globally, bringing the total given since the start of the pandemic to 1,655,693,174. In terms of the geographical distribution, China accounts for 30.0% of the total number of Covid-19 vaccinations administered to date, followed by the USA at 17.3% and India at 11.8%.
- The number of African countries that have released data on rolling out Covid-19 vaccinations stands 44, though the number of countries that have just started their vaccination roll-out could be higher. As of May 23, 2021, a total of 27,084,594 vaccinations had been administered in Africa, which represents 1.6% of total global vaccinations. Morocco accounts for 46.0% of the vaccinations carried out in Africa to date, followed by Ethiopia at 5.8%, Nigeria (5.7%) and Egypt (5.1%).

Covid-19 Testing in Africa

- As of Sunday, May 23, 2021, more than 47.0 million tests for Covid-19 had been administered in Africa, of which over 0.8 million were reported in the week under review. Ten countries collectively account for 70.1% of the tests conducted in Africa as of May 23, 2021: South Africa (24.1%), Morocco (13.7%), Egypt (6.0%), Ethiopia (5.7%), Nigeria (4.3%), Kenya (3.8%), Cameroon (3.3%), Zambia (3.2%), Tunisia (3.0%) and Rwanda (3.0%).
- The number of average tests per 1 million people in Africa as of May 23, 2021 stands at 35,149, which is an increase of 2.0% over the figure reported in the previous week. Botswana continues to lead on this indicator with 472,806 tests per 1 million people, followed by Cabo Verde (388,703), Gabon (352,976), Mauritius (282,029), Seychelles (218,654), and South Africa (191,455).

Confirmed, New and Active Global Covid-19 Cases

- Globally, the total number of confirmed Covid-19 cases since the start of the pandemic reached 166,947,544: the majority of which (29.5%) occurred in Asia, followed by Europe (27.9%), North America (23.1%), South America (16.6%) and Africa (2.8%). To date, 111,165,313 cases have recovered globally, representing 66.6% of confirmed global Covid-19 cases.
- The number of new cases reported globally in the review week amounted to 4,168,297, indicating a decline of 13.6% compared to the new cases recorded in the preceding week.
- The number of global deaths due to Covid-19 reached 3,459,052, of which 84,276 were recorded in the week ending May 23, 2021; this shows decline of 2.0% over the previous week.

² Tanzania has not released data on Covid-19 since May 08, 2020. South Sudan has not released new data for the week under review.

The number of global active cases declined by 550,317 cases in the review week, to reach 52,323,179 as of May 23, 2021.

- **Africa accounted for 2.8% of the total global cases, 3.7% of deaths, 3.8% of recovered cases and 0.7% of active cases as of May 23, 2021, as detailed below.**

Confirmed, New and Active Covid-19 Cases in Africa

- **As of May 23, 2021, the total number of confirmed cases in Africa reached 4,755,948**, 77.0% of which were in nine countries, namely South Africa (34.4%), Morocco (10.9%), Tunisia (7.1%), Ethiopia (5.7%), Egypt (5.3%), Libya (3.9%), Kenya (3.5%), Nigeria (3.5%) and Algeria (2.7%). The five countries with the lowest number of cases were Mauritius, Liberia, São Tomé & Príncipe, Guinea-Bissau and Comoros, with cases ranging between 1,293 in Mauritius and 3,872 in Comoros, collectively accounting for 0.3% of the confirmed cases in Africa. Considering population size, Seychelles, Cabo Verde, Tunisia, South Africa and Libya are the five countries with the highest number of confirmed cases per million people; rates ranging from 100,660 in Seychelles to 26,988 in Libya. The average cases per million for Africa stands at 3,622, which is much lower than the global average of 21,648.
- **In the week under review, a total of 67,789 new cases were reported in Africa**, which is an 21.8% increase compared to the previous week. These new cases in Africa account for 1.6% of the weekly new cases recorded globally. The Southern Africa region accounted for 43.0% of the weekly new cases in Africa, followed by North Africa (33.5%), East Africa (12.5%), Central Africa (6.6%) and West Africa (4.3%).
- **The total number of active cases in Africa increased by 4,645 cases in the review week to reach 364,248**. Currently, just seven countries collectively account for 77.8% of the active cases in Africa, namely Egypt (52,436), Kenya (50,836), Cameroon (41,233), South Africa (40,268), Ethiopia (36,361), Algeria (35,096) and Tunisia (27,320).
- **From a regional perspective, North Africa accounts for 35.2% of active cases in Africa, followed by East Africa (29.3%), Southern Africa (16.0%), Central Africa (13.9%) and West Africa (5.6%).**

Deaths and the Case Fatality Rates in Africa

- **As of May 23, 2021, a total of 128,393 deaths had been reported in Africa since the start of the pandemic**, of which 50.4% were in Southern Africa, 33.5% in North Africa, 9.1% in East Africa, 4.8% in West Africa and 2.1% in Central Africa. The five countries with the highest number of reported deaths due to Covid-19 since the start of the pandemic are South Africa, Egypt, Tunisia, Morocco and Ethiopia, ranging from 55,802 in South Africa to 4,076 in Ethiopia. A total of 2,082 new deaths were reported in Africa in the week under review, which is an increase of 8.6% compared to the preceding week.
- **The case fatality rate (CFR), i.e. deaths per confirmed cases for Africa, stands at 2.7%, which is higher than the global CFR rate of 2.1%.** Regionally, West Africa has the lowest

CFR at 1.3%, followed by Central Africa at 1.6%, East Africa at 1.9%, North Africa at 3.0% and Southern Africa at 3.1%. As of May 23, 2021, sixteen African countries recorded CFRs higher than the African average with the highest in Sudan at 7.4%, followed by Egypt (5.8%), Somalia (5.2%), Zimbabwe (4.1%), Liberia (4.0%), Comoros (3.8%), Eswatini (3.6%), Niger (3.6%), Tunisia (3.6%), Mali (3.6%), Chad (3.5%), South Africa (3.4%), Malawi (3.4%), Lesotho (3.0%), The Gambia (2.9%), and Senegal (2.8%).

Recovery Rates in Africa

- **As of May 23, 2021, the number of recovered cases in Africa reached 4,263,307, which represents 89.6% of its total confirmed cases.** Regionally, the recovery levels stand at 94.4% for West Africa, 94.1% for Southern Africa, 88.1% for North Africa, 80.3% for East Africa, and 67.6% for Central Africa. In the week under review 61,062 newly recovered cases were reported.


Status of Vaccinations Administered Globally for the Week Ending 23 May, 2021

	Vaccinations				
	Total vaccinations	% of population vaccinated	New vaccinations for the week of	New vaccinations for the week of	Weekly change
			23 May.	16 May.	
World	1,655,693,174	21.2	196,905,785	160,363,736	36,542,049
Africa	27,084,594	2.0	3,438,853	2,625,547	813,306
Algeria	75,000	0.2	0	0	0
Angola	757,535	2.3	87,573	145,664	-58,091
Benin	12,934	0.1	2,251	632	1,619
Botswana	54,620	2.3	0	0	0
Cabo Verde	24,027	4.3	2,709	2,160	549
Cameroon	50,106	0.2	5,715	7,281	-1,566
Congo DRC	15,436	0.0	6,990	6,197	793
Congo Rep	38,268	0.7	117	6,265	-6,148
Côte d'Ivoire	417,850	1.6	157,176	105,656	51,520
Djibouti	13,042	1.3	0	0	0
Egypt	1,371,976	1.3	0	212,093	-212,093
Equatorial Guinea	175,770	12.5	100,252	0	100,252
Ethiopia	1,584,156	1.4	186,509	181,713	4,796
Eswatini	34,897	3.0	0	0	0
Gabon	17,272	0.8	3,634	2,560	1,074
Gambia	26,893	1.1	1,448	1,529	-81
Ghana	847,871	2.7	0	0	0
Guinea	236,721	1.8	33,937	55,568	-21,631
Guinea Bissau	5,889	0.3	0	0	0
Kenya	942,344	1.8	16,308	25,050	-8,742
Liberia	52,446	1.0	16,042	11,673	4,369
Libya	106,559	1.6	0	24,927	-24,927
Malawi	339,481	1.8	15,153	17,110	-1,957
Mali	87,525	0.4	13,596	10,002	3,594
Mauritania	27,044	0.6	3,068	3,603	-535
Mauritius	220,646	17.3	0	23,000	-23,000
Morocco	12,467,071	33.8	1,794,996	807,514	987,482
Mozambique	393,105	1.3	37,110	214,355	-177,245
Namibia	67,659	2.7	14,496	13,043	1,453
Niger	134,315	0.6	60,209	58,025	2,184
Nigeria	1,557,051	0.8	138,602	151,707	-13,105
Rwanda	400,096	3.1	0	0	0
Senegal	506,388	3.0	8,548	13,399	-4,851
Seychelles	131,546	133.8	478	3,347	-2,869
Sierra Leone	59,780	0.7	0	0	0
Somalia	124,471	0.8	123,570	123,570	0
South Africa	642,946	1.1	164,494	95,972	68,522
South Sudan	7,500	0.1	2,041	310	1,731
Sudan	239,400	0.5	-51,100	0	-51,100
Togo	271,466	3.3	27,880	26,889	991
Tunisia	1,019,392	8.6	270,353	100,727	169,626
Uganda	497,821	1.1	67,520	34,496	33,024
Zambia	124,206	0.7	16,416	30,442	-14,026
Zimbabwe	904,073	6.1	110,762	109,068	1,694
Americas					
Brazil	62,544,957	29.6	5,436,746	4,727,869	708,877
Canada	20,717,310	55.1	2,618,743	2,446,521	172,222
U.S.A	285,720,586	87.0	12,175,379	13,828,218	-1,652,839
Asia					
China	497,272,000	35.6	104,285,000	75,401,000	28,884,000
India	194,951,603	14.3	12,731,439	12,066,732	664,707
Europe					
France	33,512,069	50.0	3,930,589	4,000,714	-70,125
Germany	44,385,214	53.4	4,892,006	5,084,368	-192,362
Israel	10,554,932	116.6	25,702	33,184	-7,482
U.K.	60,587,098	90.7	3,910,086	3,635,964	274,122
Middle East					
Saudi Arabia	12,862,862	37.5	1,219,432	1,129,282	90,150
U.A.E.	12,104,525	123.9	653,756	304,835	348,921

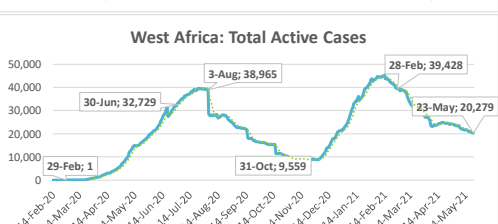
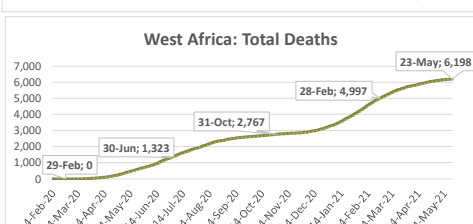
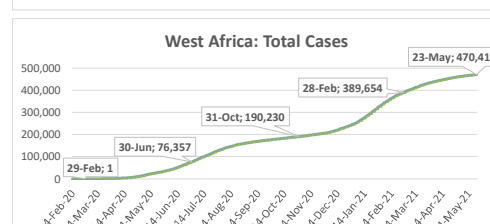
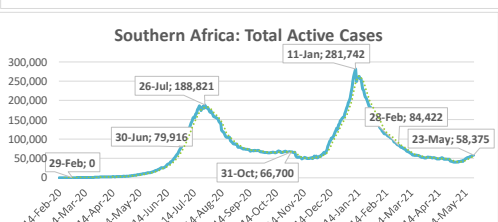
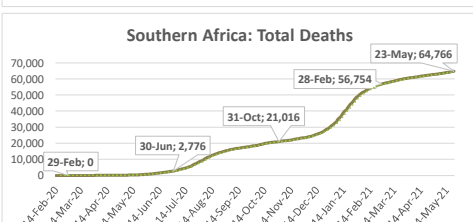
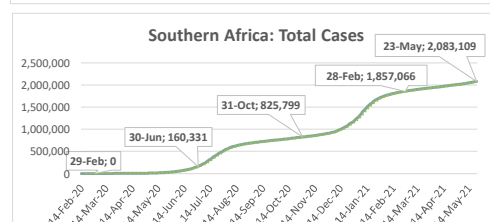
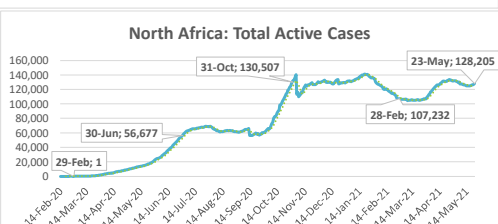
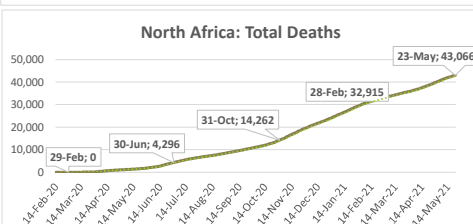
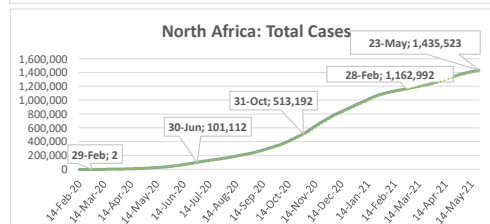
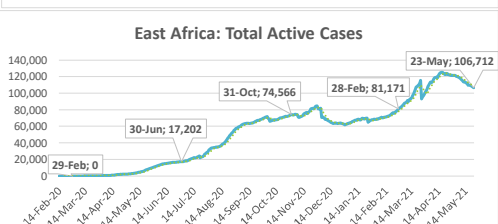
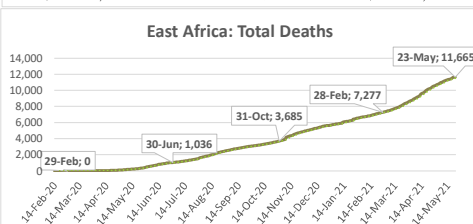
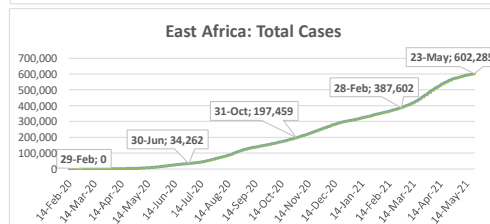
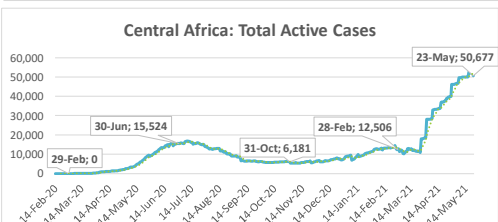
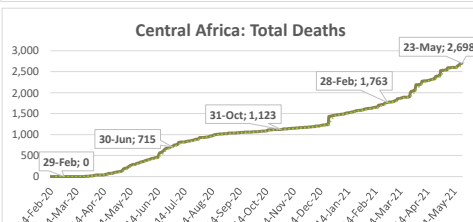
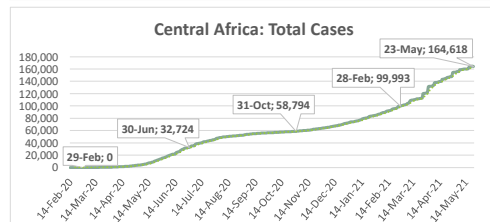
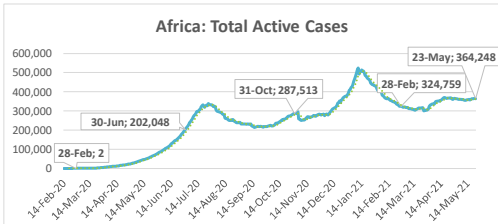
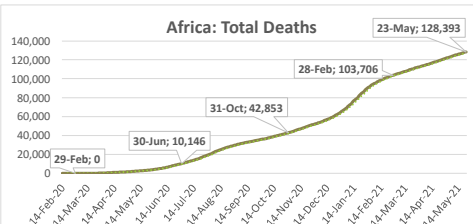
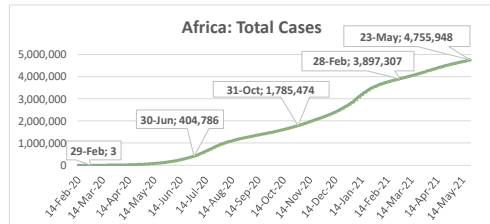
Total of vaccinations



% of population vaccinated



Summary of COVID-19 tracking in Africa: Situation for the week ending 23 May 2021																			
	Date of first case	Cases				Deaths				Recovered				Active				Test	
		Total cases	New cases for the week of	New cases for the week of	Weekly change from Previous week	Total deaths	New deaths for the week of	New deaths for the week of	Weekly change from Previous week	Total Recovered	New recovered for the week of	New recovered for the week of	Weekly change from Previous week	Active cases	New active for the week of	New active for the week of	Weekly change from Previous week	Total tests	Tests Per million People
23 May.	16 May.	23 May.	16 May.	23 May.	16 May.	23 May.	16 May.	23 May.	16 May.	23 May.	16 May.								
World	31-Dec	166,947,544	4,168,297	4,825,155	-656,858	3,459,052	84,276	85,963	-1,687	111,165,313	4,634,338	4,684,132	-49,794	52,323,179	-550,317	55,060	-605,377	2,386,548,177	306,172
Africa	14-Feb	4,755,948	67,789	55,653	12,136	128,393	2,082	1,917	165	4,263,307	61,062	53,572	7,490	364,248	4,645	164	4,481	47,059,048	35,149
Central Africa	6-Mar	164,618	4,504	1,021	3,483	2,698	99	8	91	111,243	3,713	643	3,070	50,677	692	370	322	2,976,902	20,319
East Africa	13-Mar	602,285	8,446	10,073	-1,627	11,665	293	316	-23	483,908	13,271	15,031	-1,760	106,712	-5,118	-5,274	156	7,964,211	21,210
North Africa	14-Feb	1,435,523	22,737	17,958	4,779	43,066	873	934	-61	1,264,252	18,372	20,047	-1,675	128,205	3,492	-3,023	6,515	12,173,448	58,970
Southern Africa	5-Mar	2,083,109	29,158	23,406	5,752	64,766	790	612	178	1,959,968	21,476	13,941	7,535	58,375	6,892	8,853	-1,961	17,069,673	80,070
West Africa	28-Feb	470,413	2,944	3,195	-251	6,198	27	47	-20	443,936	4,230	3,910	320	20,279	-1,313	-762	-551	6,874,814	17,308



.....: 7-day moving average

Central Africa

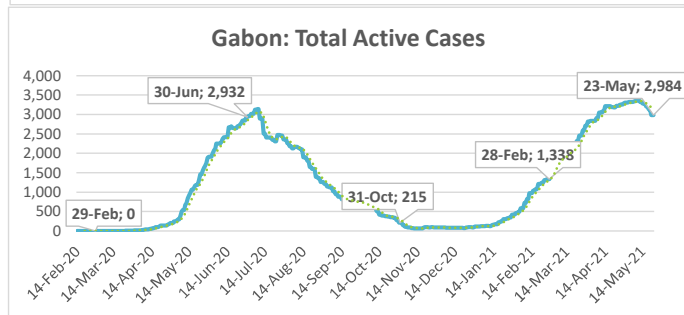
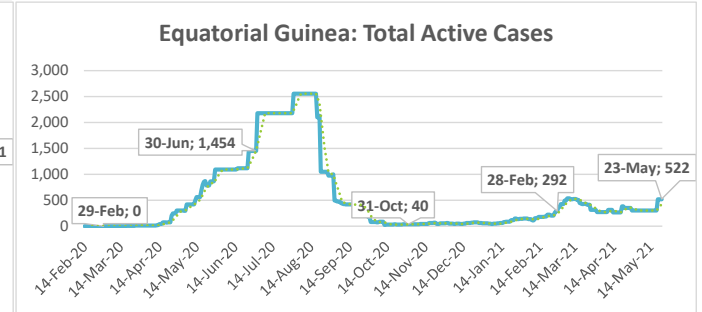
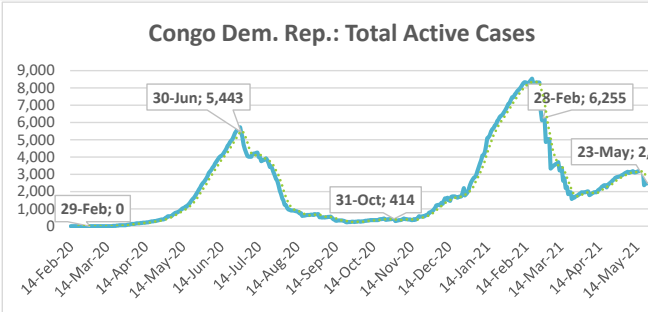
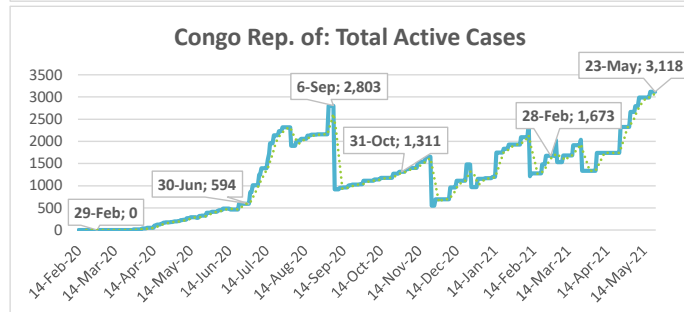
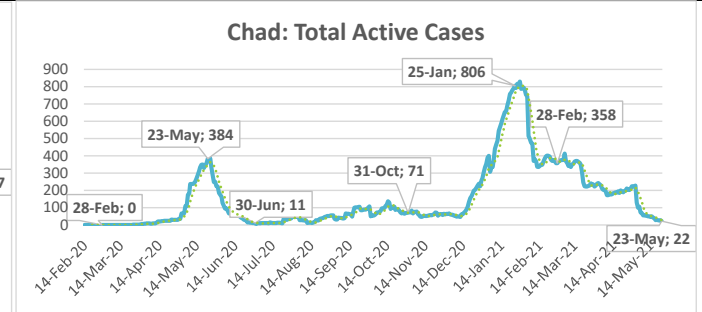
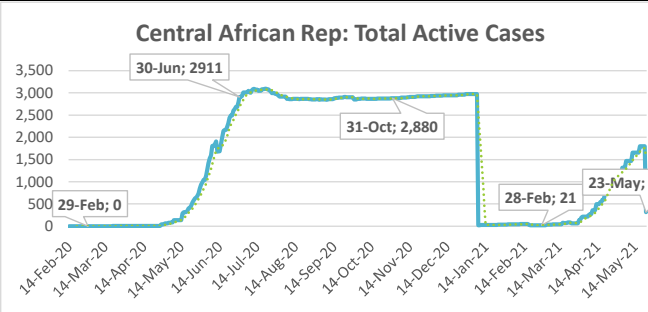
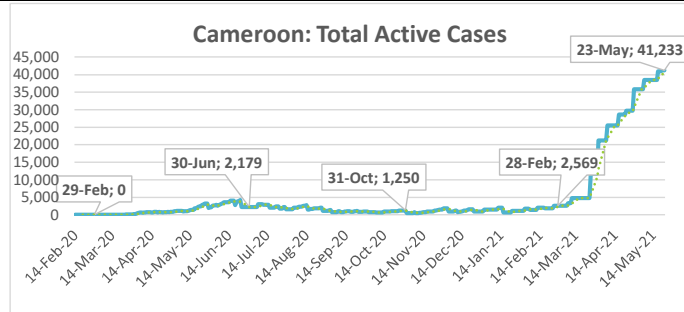
Highlights of the Covid-19 Situation in Central Africa as of May 23, 2021

- **As of Sunday, May 23, 2021, the number of reported total cases in the Central Africa region reached 164,618.** The region reported 4,504 new cases in the review week, which is more than four times higher¹ than the number recorded in the preceding week. The total number of deaths reported since the start of the pandemic reached 2,698, recording 99 new deaths in the review week. The number of total recovered cases reached 111,243, of which 3.3% were newly recovered cases during the review week. The total number of active cases stands at 50,677, which is an increase of 692 cases in the review week. The increase in the number of active cases in the region during the review week is mainly attributable to Cameroon.
- **Cameroon accounted for 47.2% of the total cases reported in the region since the start of the pandemic and 61.9% of the new cases during the week under review.** Chad has recorded the lowest number of total cases in the Central region since the onset of the pandemic at 4,924.
- **The average case fatality rate (CFR) for the region stands at 1.6%. The highest CFR in the region was reported in Chad at 3.5% and the lowest in Gabon at 0.6%.**

¹ The figures in this section are affected by Cameroon and Equatorial Guinea reporting cumulative data covering the past two weeks.

Summary of COVID-19 tracking in Central Africa: Situation for the week ending 23 May 2021

	Date of first case	Cases				Deaths				Recovered				Active				Test	
		Total cases	New cases for the week of	New cases for the week of	Weekly change	Total deaths	New deaths for the week of	New deaths for the week of	Weekly change from Previous week	Total Recovered	New recovered for the week of	New recovered for the week of	Weekly change from Previous week	Active cases	New active for the week of	New active for the week of	Weekly change from Previous week	Total tests	Tests Per million People
			23 May.	16 May.			23 May.	16 May.			23 May.	16 May.			23 May.	16 May.			
Central Africa	6-Mar	164,618	4,504	1,021	3,483	2,698	99	8	91	111,243	3,713	643	3,070	50,677	692	370	322	2,976,902	20,319
Cameroon	6-Mar	77,733	2,787	0	2,787	1,239	87	0	87	35,261	0	0	0	41,233	2,700	0	2,700	1,573,417	59,272
Central African Rep.	15-Mar	7,079	213	192	21	97	2	2	0	6,665	1,553	0	1,553	317	-1,342	190	-1,532	54,319	11,247
Chad	19-Mar	4,924	20	27	-7	173	0	2	-2	4,729	41	39	2	22	-21	-14	-7	124,388	7,573
Congo Rep. of	15-Mar	11,476	133	196	-63	150	2	0	2	8,208	0	0	0	3,118	131	196	-65	145,215	26,316
Congo Dem. Rep.	10-Mar	30,863	301	239	62	779	3	4	-1	27,603	1,000	169	831	2,481	-702	66	-768	157,353	1,757
Equatorial Guinea	14-Mar	8,436	742	0	742	113	1	0	1	7,801	522	0	522	522	219	0	219	136,579	97,349
Gabon	12-Mar	24,107	308	367	-59	147	4	0	4	20,976	597	435	162	2,984	-293	-68	-225	785,631	352,976



.....: 7-day moving average

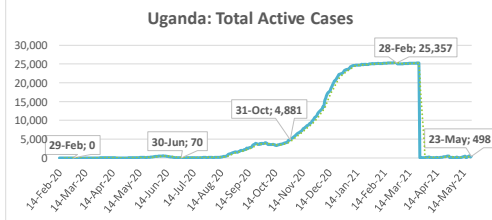
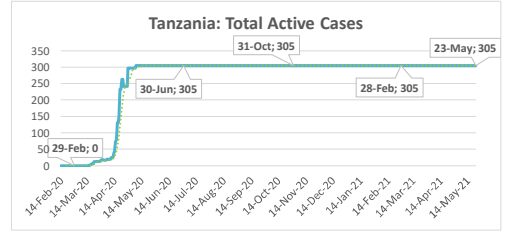
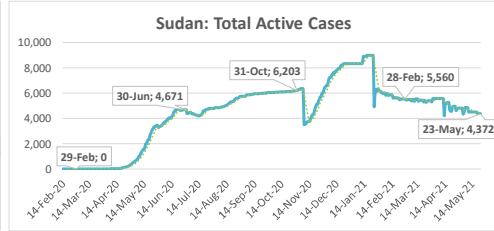
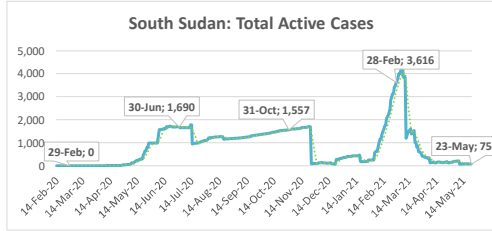
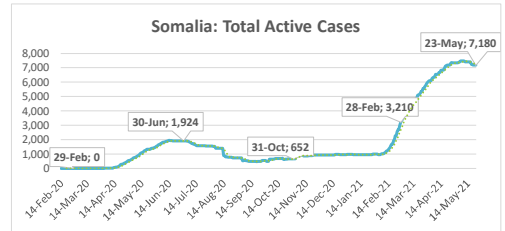
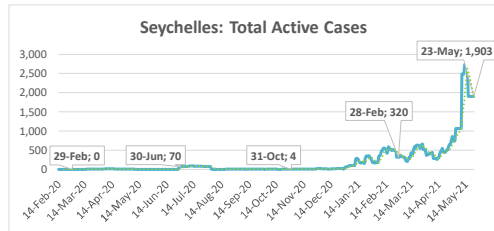
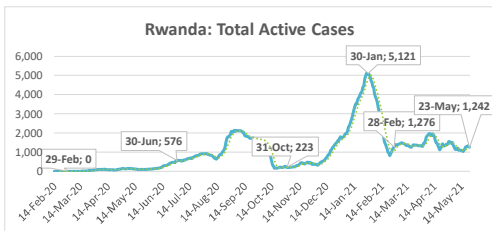
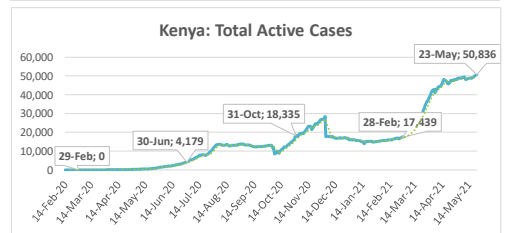
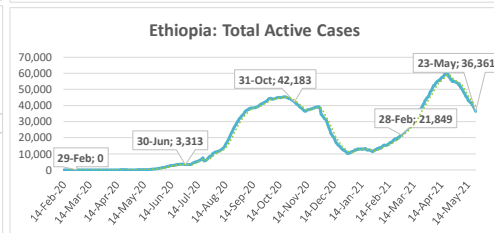
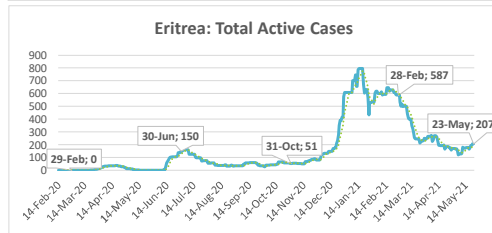
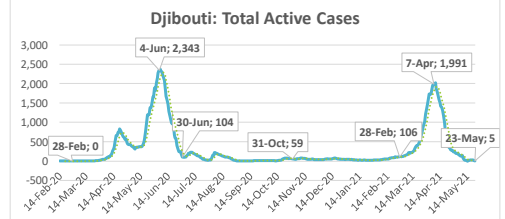
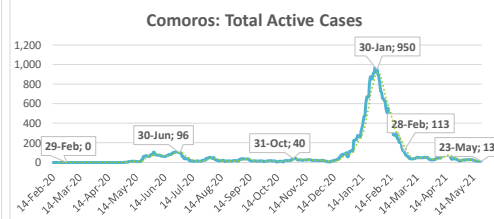
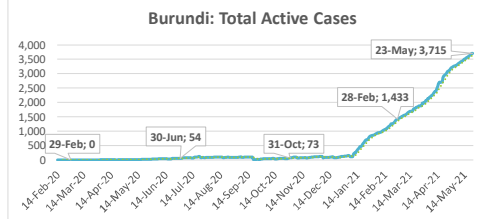
East Africa

Highlights of the Covid-19 Situation in East Africa as of May 23, 2021

- **As of Sunday, May 23, 2021, the number of total cases in the East Africa region reached 602,285.** The region reported 8,446 new cases in the review week, which is a 16.2% decline compared to the preceding week. The total number of deaths reported reached 11,665, recording 293 new deaths in the review week. The number of total recovered cases reached 483,908, of which 2.7% were newly recovered cases during the review week. The total number of active cases stands at 106,712, which is a decline of 5,118 cases in the review week. The decline in the number of active cases in the region during the review week is mainly attributable to Ethiopia.
- **Ethiopia accounted for 44.7% of the total cases reported in the region since the start of the pandemic, while Kenya accounted for 35.1% of the new cases in the region during the week under review.** Comoros has reported the lowest number of total cases in the region since the start of the pandemic at 3,872.¹
- **The average case fatality rate (CFR) for the region stands at 1.9%. The highest CFR in the region was reported in Sudan at 7.4% and the lowest in Burundi at 0.1%.**

¹ This precludes Tanzania, which has not released data since May 08, 2020.

Summary of COVID-19 tracking in East Africa: Situation for the week ending 23 May 2021																			
	Date of first case	Cases				Deaths				Recovered				Active				Test	
		Total cases	New cases for the week of	New cases for the week of	Weekly change	Total deaths	New deaths for the week of	New deaths for the week of	Weekly change from Previous week	Total Recovered	New recovered for the week of	New recovered for the week of	Weekly change from Previous week	Active cases	New active for the week of	New active for the week of	Weekly change from Previous week	Total tests	Tests Per million People
		23 May.	16 May.			23 May.	16 May.			23 May.	16 May.			23 May.	16 May.				
East Africa	13-Mar	602,285	8,446	10,073	-1,627	11,665	293	316	-23	483,908	13,271	15,031	-1,760	106,712	-5,118	-5,274	156	7,964,211	21,210
Burundi	31-Mar	4,494	165	152	13	6	0	0	0	773	0	0	0	3,715	165	152	13	279,132	23,475
Comoros	2-May	3,872	9	9	0	146	0	0	0	3,713	14	17	-3	13	-5	-8	3	6,227	7,161
Djibouti	18-Mar	11,493	59	99	-40	153	2	2	0	11,335	69	225	-156	5	-12	-128	116	156,340	158,239
Eritrea	21-Mar	3,932	88	102	-14	14	2	0	2	3,711	57	52	5	207	29	50	-21	23,693	6,681
Ethiopia	13-Mar	269,194	2,930	3,562	-632	4,076	80	108	-28	228,757	9,191	9,536	-345	36,361	-6,341	-6,082	-259	2,687,134	23,374
Kenya	13-Mar	168,432	2,967	1,911	1,056	3,059	56	108	-52	114,537	925	2,421	-1,496	50,836	1,986	618	2,604	1,781,426	33,130
Rwanda	14-Mar	26,688	547	489	58	349	5	6	-1	25,097	333	611	-278	1,242	209	-128	337	1,406,017	108,554
Seychelles	15-Mar	9,764	580	2,811	-2,231	35	3	4	-1	7,826	1,413	1,136	277	1,903	-836	1,671	-2,507	21,504	218,654
Somalia	16-Mar	14,632	146	71	75	767	14	6	8	6,685	360	134	226	7,180	-228	-69	-159	127,435	8,018
South Sudan	5-Apr	10,652	0	15	-15	115	0	0	0	10,462	0	150	-150	75	0	-135	135	159,088	14,212
Sudan	13-Mar	34,889	0	428	-428	2,568	122	81	41	27,949	0	702	-702	4,372	-122	-355	233	232,965	5,313
Tanzania	16-Mar	509	21	183	305	3,880	65
Uganda	21-Mar	43,734	955	424	531	356	9	1	8	42,880	909	47	862	498	37	376	-339	1,079,370	23,597



..... 7-day moving average

North Africa

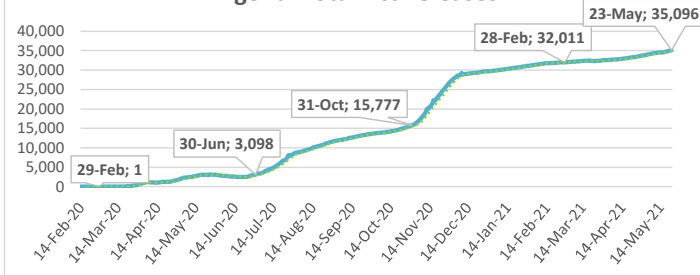
Highlights of the Covid-19 Situation in North Africa as of May 23, 2021

- **As of Sunday, May 23, 2021, the number of total cases in the North Africa region reached 1,435,523.** The region reported 22,737 new cases in the review week, which is a 26.6% increase compared to the preceding week. The total number of deaths reported reached 43,066, recording 873 new deaths in the review week. The number of total recovered cases reached 1,264,252, of which 1.5% were newly recovered cases during the review week. The total number of active cases stands at 128,205, which includes 3,492 new cases in the review week. The increase in the number of active cases in the region during the review week is mainly attributable to Egypt.
- **Morocco accounted for 36.0% of the total cases reported in the region since the start of the pandemic, while Tunisia accounted for 38.6% of the new cases in the region during the week under review.** Mauritania has recorded the lowest number of total cases in the region since the start of the pandemic at 19,149.
- **The average case fatality rate (CFR) for the region currently stands at 3.0%. The highest CFR in the region was reported in Egypt at 5.8% and the lowest in Libya at 1.7%.**

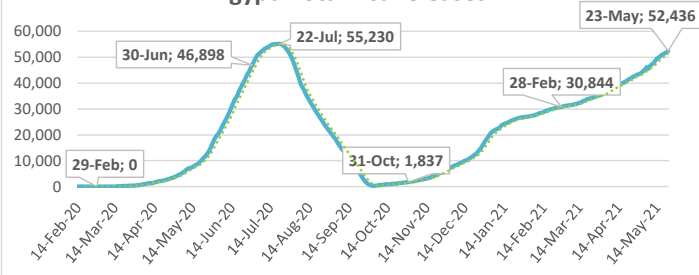
Summary of COVID-19 tracking in North Africa: Situation for the week ending 23 May 2021

	Date of first case	Cases				Deaths				Recovered				Active				Test	
		Total cases	New cases for the week of	New cases for the week of	Weekly change	Total deaths	New deaths for the week of	New deaths for the week of	Weekly change from Previous week	Total Recovered	New recovered for the week of	New recovered for the week of	Weekly change from Previous week	Active cases	New active for the week of	New active for the week of	Weekly change from Previous week	Total tests	Tests Per million People
			23 May.	16 May.			23 May.	16 May.			23 May.	16 May.			23 May.	16 May.			
North Africa	14-Feb	1,435,523	22,737	17,958	4,779	43,066	873	934	-61	1,264,252	18,372	20,047	-1,675	128,205	3,492	-3,023	6,515	12,173,448	58,970
Algeria	26-Feb	126,860	1,549	1,207	342	3,418	44	46	-2	88,346	987	939	48	35,096	518	222	296	230,861	5,265
Egypt	14-Feb	253,835	8,114	8,311	-197	14,721	394	423	-29	186,678	5,200	4,715	485	52,436	2,520	3,173	-653	2,812,251	27,481
Libya	25-Mar	183,311	1,901	1,440	461	3,111	23	18	5	169,945	1,817	1,788	29	10,255	61	-366	427	1,002,701	145,926
Mauritania	14-Mar	19,149	321	161	160	458	1	1	0	18,266	176	191	-15	425	144	-31	175	258,095	55,508
Morocco	5-Mar	517,023	2,079	1,080	999	9,122	24	26	-2	505,228	2,047	2,267	-220	2,673	8	-1,213	1,221	6,439,348	174,458
Tunisia	5-Mar	335,345	8,773	5,759	3,014	12,236	387	420	-33	295,789	8,145	10,147	-2,002	27,320	241	-4,808	5,049	1,430,192	121,012

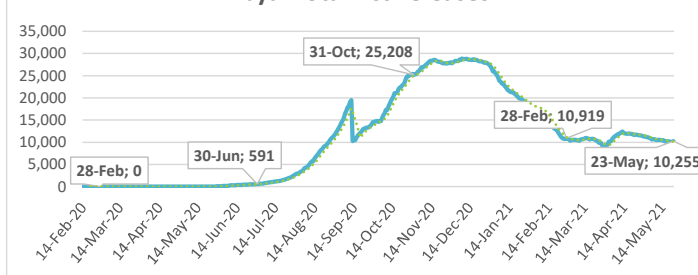
Algeria: Total Active Cases



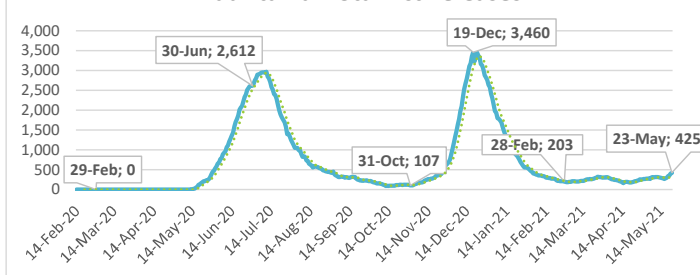
Egypt: Total Active Cases



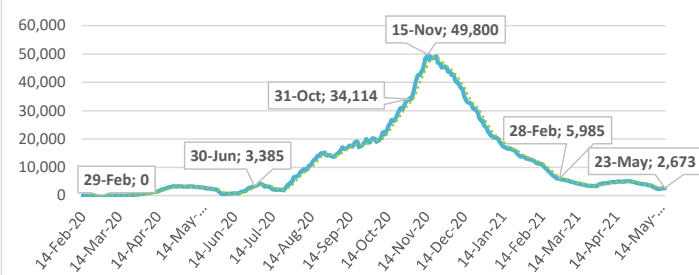
Libya: Total Active Cases



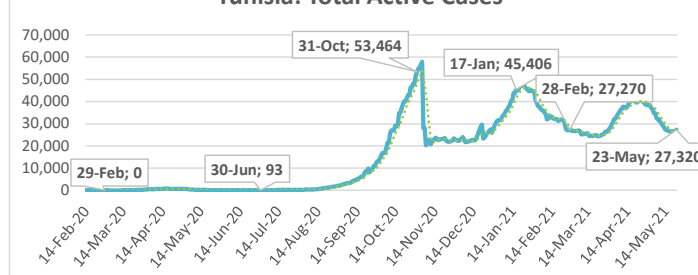
Mauritania: Total Active Cases



Morocco: Total Active Cases



Tunisia: Total Active Cases



.....: 7-day moving average

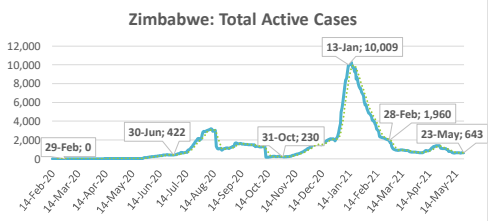
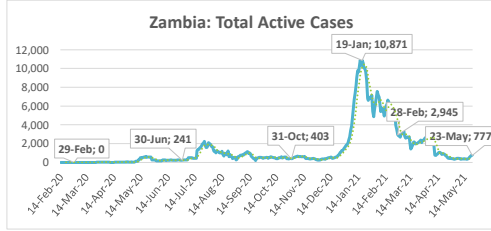
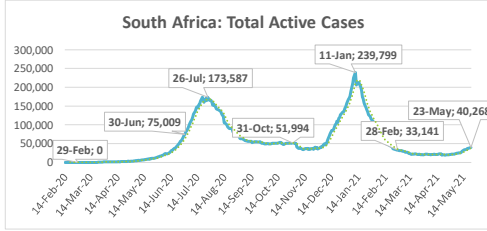
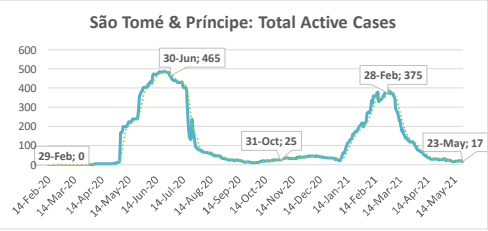
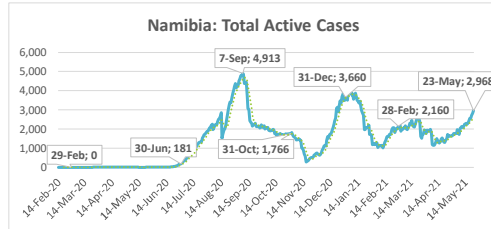
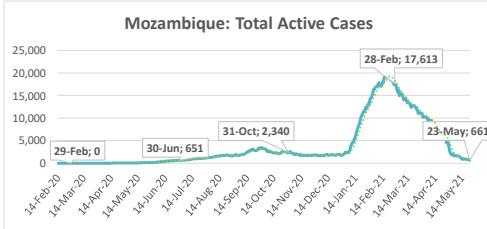
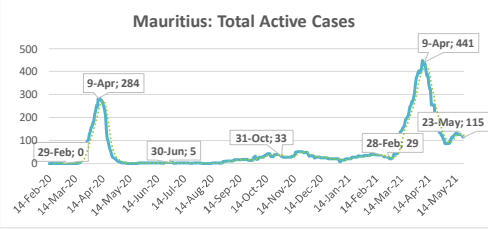
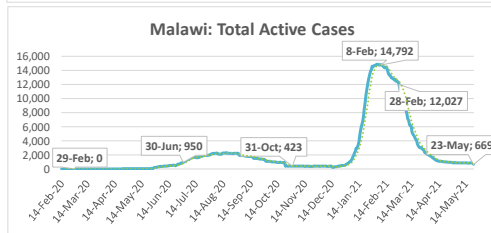
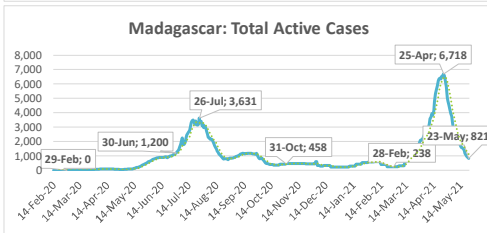
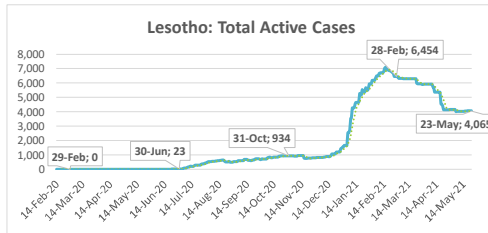
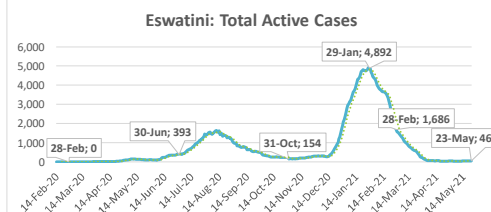
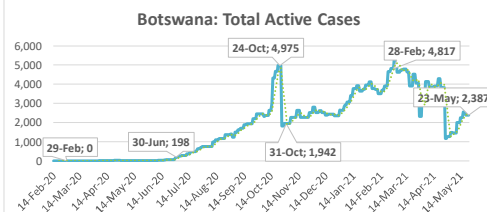
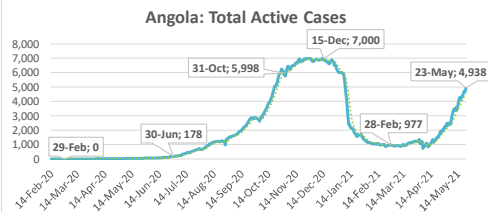
Southern Africa

Highlights of the Covid-19 Situation in Southern Africa as of May 23, 2021

- **As of Sunday, May 23, 2021, the number of total cases in the Southern Africa region reached 2,083,109.** The region reported 29,158 new cases in the review week, which is a 24.6% increase compared to the preceding week. The total number of deaths reported reached 64,766, recording 790 new deaths in the review week. The number of total recovered cases reached 1,959,968, of which 1.1% were newly recovered cases during the review week. The total number of active cases stands at 58,375, which is an increase of 6,892 cases in the review week. The increase in the number of active cases in the region during the review week is mainly attributable to South Africa.
- **South Africa accounted for 78.5% of the total cases reported in the region since the start of the pandemic and 74.5% of the new cases in the region during the week under review.** Mauritius has the lowest number of total cases in the region at 1,293.
- **The average case fatality rate (CFR) for the region stands at 3.1%. The highest CFR in the region was reported in Zimbabwe at 4.1% and the lowest in Mozambique at 1.2%.**

Summary of COVID-19 tracking in Southern Africa: Situation for the week ending 23 May 2021

	Date of first case	Cases				Deaths				Recovered				Active				Test	
		Total cases	New cases for the week of	New cases for the week of	Weekly change	Total deaths	New deaths for the week of	New deaths for the week of	Weekly change from Previous week	Total Recovered	New recovered for the week of	New recovered for the week of	Weekly change from Previous week	Active cases	New active for the week of	New active for the week of	Weekly change from Previous week	Total tests	Tests Per million People
			23 May.	16 May.			23 May.	16 May.			23 May.	16 May.			23 May.	16 May.			
Southern Africa	5-Mar	2,083,109	29,158	23,406	5,752	64,766	790	612	178	1,959,968	21,476	13,941	7,535	58,375	6,892	8,853	-1,961	17,069,673	80,070
Angola	27-Mar	32,441	1,804	1,897	-93	725	66	26	40	26,778	1,063	998	65	4,938	675	873	-198	553,070	16,828
Botswana	16-Mar	51,620	1,964	1,239	725	784	23	27	-4	48,449	1,809	414	1,395	2,387	132	798	-666	1,111,863	472,806
Eswatini	14-Mar	18,551	31	40	-9	672	0	1	-1	17,833	33	17	16	46	-2	22	-24	204,816	176,541
Lesotho	13-May	10,822	32	17	15	326	6	1	5	6,431	4	0	4	4,065	22	16	6	92,169	43,024
Madagascar	20-Mar	40,876	735	1,129	-394	800	37	41	-4	39,255	1,432	1,801	-369	821	-734	-713	-21	199,504	7,205
Malawi	2-Apr	34,284	70	43	27	1,153	0	0	0	32,462	252	51	201	669	-182	-8	-174	243,176	12,712
Mauritius	18-Mar	1,293	11	36	-25	17	0	0	0	1,161	27	11	16	115	-16	25	-41	358,675	282,029
Mozambique	27-Mar	70,590	148	230	-82	831	5	3	2	69,098	373	940	-567	661	-230	-713	483	545,343	17,448
Namibia	14-Mar	52,946	1,728	1,148	580	765	47	29	18	49,213	966	947	19	2,968	715	172	543	421,684	165,958
São Tomé & Príncipe	6-Apr	2,338	11	9	2	37	2	0	2	2,284	10	12	-2	17	-1	-3	2	13,418	61,225
South Africa	5-Mar	1,635,465	21,737	17,133	4,604	55,802	592	475	117	1,539,395	15,043	8,096	6,947	40,268	6,102	8,562	-2,460	11,354,930	191,455
Zambia	18-Mar	93,201	765	344	421	1,268	8	3	5	91,156	340	388	-48	777	417	47	464	1,511,541	82,221
Zimbabwe	25-Mar	38,682	122	141	-19	1,586	4	6	-2	36,453	124	266	-142	643	-6	-131	125	459,484	30,915



.....: 7-day moving average

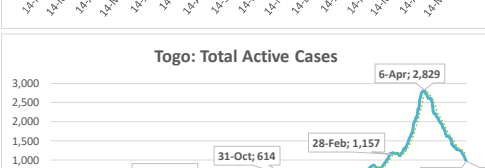
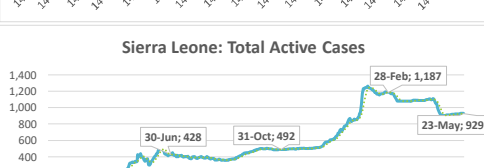
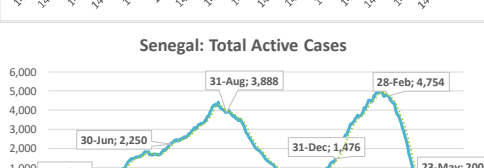
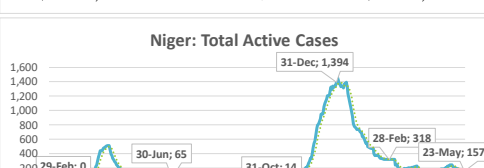
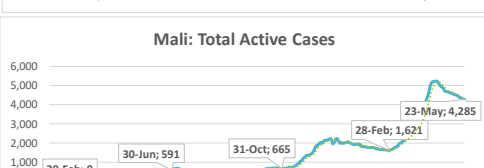
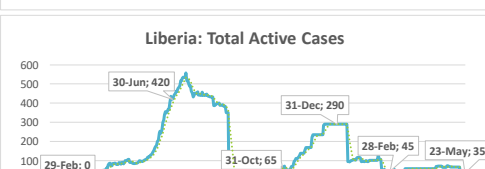
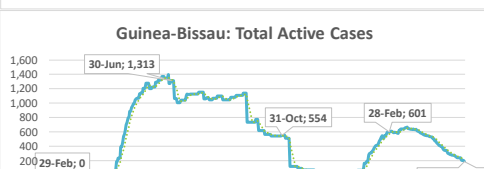
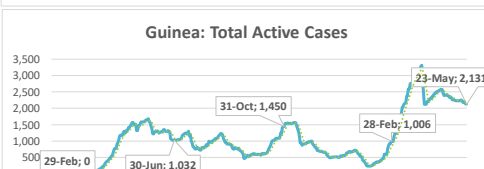
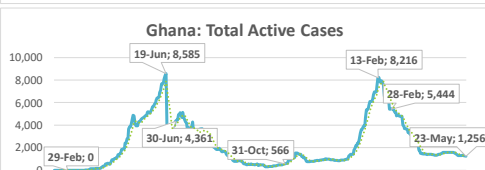
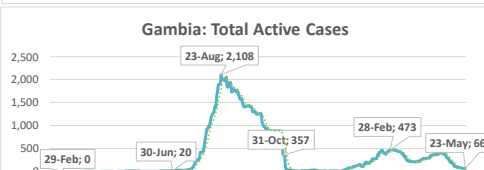
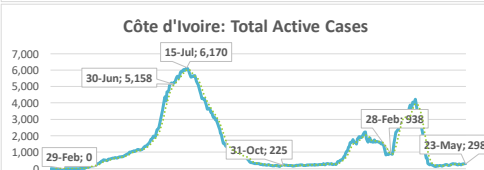
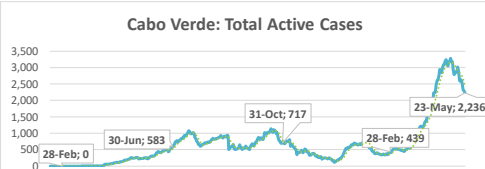
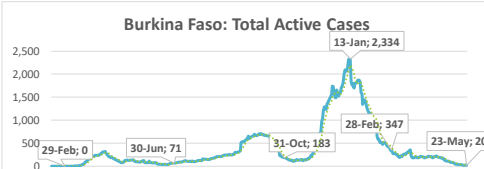
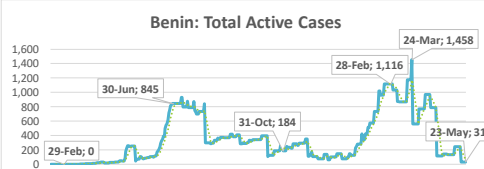
West Africa

Highlights of the Covid-19 Situation in West Africa as of May 23, 2021

- **As of Sunday, May 23, 2021, the number of total cases in the West Africa region reached 470,413.** The region reported 2,944 new cases in the review week, which is a 7.9% decline compared to the new cases reported in the preceding week. The total number of deaths reported reached 6,198, recording 27 new deaths in the review week. The number of total recovered cases reached 443,936, of which 1.0% were newly recovered cases during the review week. The total number of active cases stands at 20,279, which is a decline of 1,313 cases in the review week. The decline in the number of active cases in the region during the review week is mainly attributable to Cabo Verde followed by Togo, Benin and Mali.
- **Nigeria accounted for 35.3% of the total cases reported in the region since the start of the pandemic, while Cabo Verde accounted for 39.6% of the new cases in the region during the week under review.** Liberia has the lowest number of total cases in the region at 2,142.
- **The average case fatality rate (CFR) for the region stands at 1.3%. The highest CFR in the region was reported in Liberia at 4.0% and the lowest in Côte d'Ivoire at 0.6%.**

Summary of COVID-19 tracking in West Africa: Situation for the week ending 23 May 2021

	Date of first case	Cases				Deaths				Recovered				Active				Test	
		Total cases	New cases for the week of	New cases for the week of	Weekly change	Total deaths	New deaths for the week of	New deaths for the week of	Weekly change from Previous week	Total Recovered	New recovered for the week of	New recovered for the week of	Weekly change from Previous week	Active cases	New active for the week of	New active for the week of	Weekly change from Previous week	Total tests	Tests Per million People
			23 May	16 May			23 May	16 May			23 May	16 May			23 May	16 May			
West Africa	28-Feb	470,413	2,944	3,195	-251	6,198	27	47	-20	443,936	4,230	3,910	320	20,279	-1,313	-762	-551	6,874,814	17,308
Benin	16-Mar	8,025	30	111	-81	101	0	1	-1	7,893	241	0	241	31	-211	110	-321	604,310	49,847
Burkina Faso	9-Mar	13,415	18	18	0	165	1	2	-1	13,230	31	43	-12	20	-14	-27	13	186,093	8,903
Cabo Verde	20-Mar	29,334	1,166	1,727	-561	256	7	17	-10	26,842	1,819	1,986	-167	2,236	-660	-276	-384	216,114	388,703
Côte d'Ivoire	11-Mar	46,942	286	214	72	298	0	7	-7	46,346	267	232	35	298	19	-25	44	635,046	24,075
Gambia, The	18-Mar	5,968	28	11	17	175	0	0	0	5,727	53	76	-23	66	-25	-65	40	76,379	31,605
Ghana	12-Mar	93,620	377	292	85	783	0	0	0	91,581	435	578	-143	1,256	-58	-286	228	1,143,933	36,814
Guinea	13-Mar	22,988	242	113	129	158	7	1	6	20,699	333	135	198	2,131	-98	-23	-75	447,203	34,052
Guinea-Bissau	27-Mar	3,751	5	5	0	68	1	0	1	3,495	57	38	19	188	-53	-33	-70	66,687	33,886
Liberia	16-Mar	2,142	28	0	28	85	0	0	0	2,022	60	0	60	35	-32	0	-32	102,186	20,204
Mali	25-Mar	14,241	51	82	-31	514	3	11	-8	9,442	215	217	-2	4,285	-167	-146	-21	289,885	14,315
Niger	20-Mar	5,383	50	14	36	192	0	0	0	5,034	81	68	13	157	-31	-54	23	105,124	4,343
Nigeria	28-Feb	166,019	310	290	20	2,067	1	1	0	156,476	63	116	-53	7,476	246	173	73	2,002,653	9,715
Senegal	2-Mar	41,090	240	158	82	1,132	7	6	1	39,758	185	189	-4	200	48	-37	85	507,483	30,308
Sierra Leone	31-Mar	4,121	14	39	-25	79	0	0	0	3,113	9	26	-17	929	5	13	-8	163,014	20,436
Togo	6-Mar	13,374	99	121	-22	125	0	1	-1	12,278	381	206	175	971	-282	-86	-196	328,704	39,705



.....: 7-day moving average