



## AFRICAN DEVELOPMENT BANK GROUP

---

### Weekly Data Flash on Covid-19 in Africa<sup>1</sup>:

*The situation as of Sunday August 09, 2020*

Statistics Department (ECST)

---

<sup>1</sup> This briefing note has been prepared by Bora Roza Mamuye, Senior Statistician and Chaouch Anouar, Statistician under the supervision of Kouakou Koua Louis, Division Manager ECST.1 and the guidance of Lufumpa Charles Leyeka, Acting Chief Economist and Vice President for ECVF.

# Contents

	Page
Highlights of the Covid-19 Situation in Africa as of August 09, 2020	1
Data Annexes: Africa	3
Highlights of the Covid-19 Situation in Central Africa as of August 09, 2020	5
Data Annexes: Central Africa	6
Highlights of the Covid-19 Situation in East Africa as of August 09, 2020	8
Data Annexes: East Africa	9
Highlights of the Covid-19 Situation in North Africa as of August 09, 2020	11
Data Annexes: North Africa	12
Highlights of the Covid-19 Situation in Southern Africa as of August 09, 2020	14
Data Annexes: Southern Africa	15
Highlights of the Covid-19 Situation in West Africa as of August 09, 2020	17
Data Annexes: West Africa	18

## Highlights of the Covid-19 Situation in Africa as of August 09, 2020<sup>2</sup>

- **Globally, the total number of confirmed Covid-19 cases reached 19,792,519 as of August 09, 2020, the majority of which (53.8%) were in the Americas, followed by Asia (25.3%) and Europe (15.5%).** A total of 1,713,418 new cases were reported in the review week, which is 8.8% lower than the previous week. The number of deaths reached 730,089 while 12,076,790 cases have recovered so far, representing 61% of confirmed Covid-19 cases. The number of active cases stands at 6,985,640.
- **The number of cases and deaths in Africa and its share globally have been steadily increasing, while the share of active cases started to fall owing to higher recovery rates.** As of August 09, 2020, Africa accounted for 5.3% of the global cases, 3.2% of deaths, 6.1% of recovered cases and 4.2% of active cases.
- **As of Sunday August 09, 2020, over 9.6 million people had been tested for Covid-19 in Africa; one third of these tests were conducted in South Africa.** Regionally, Southern Africa and North Africa accounted for 65.4% of the tests conducted.
- **Considering tests in relation to population size, Mauritius leads with 161,417 tests per 1 million people,** followed by Cabo Verde (110,853), Djibouti (60,979), South Africa (54,808), Gabon (40,177), Morocco (39,283) and Seychelles (33,494). The average tests per 1 million people in Africa, stands at 7,178- an increase of 8% over the past week.
- **Tests per case in Africa stand at 9.2 as of August 09, 2020, which means there is one confirmed case for every 9 tests conducted, compared to 18.6 for the world.** Regionally, tests per case were relatively higher for East Africa at 20.7, followed by North Africa at 12.5, West Africa at 9.4, Central Africa at 8.1 and Southern Africa at 6.7.
- **As of August 09, 2020, the total number of confirmed cases in Africa reached 1,048,268.** Southern Africa is the most affected region, with 57.5% of the cases reported, followed by North Africa at 16.9% and West Africa at 13.4%. The least affected region is Central Africa, with 4.7% of reported cases, followed by East Africa, representing 7.4% of the total cases in Africa. Southern Africa was the region with the highest number of cases, with 93% of those cases reported in the nation of South Africa; the remaining countries of the region are among the least affected.
- **More than half (53.4%) of the total cases in Africa were reported in South Africa, followed by Egypt which accounted for 9.1%, as of August 09, 2020. South Africa, Egypt, Nigeria, Ghana, Algeria and Morocco together account for 77% of the cases in Africa.** Five countries with the least number of cases are Seychelles, Eritrea, Mauritius, Comoros and Burundi, which collectively account for less than 0.2% of the cases in Africa. Considering population size, South Africa, Djibouti, Cabo Verde, São Tomé and Príncipe, and Gabon are the five countries with the

---

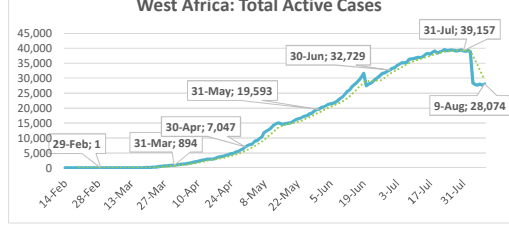
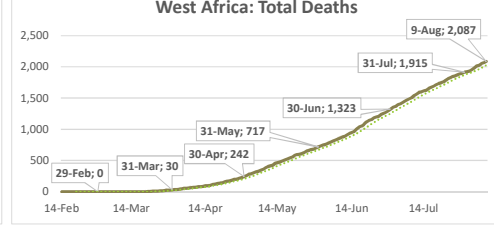
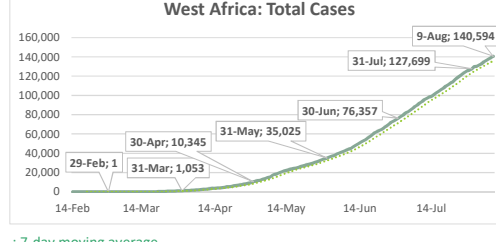
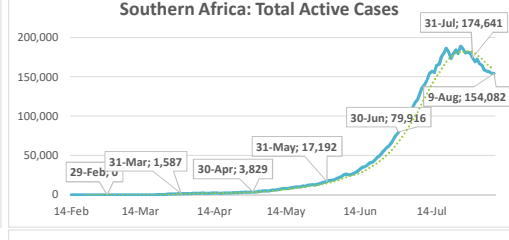
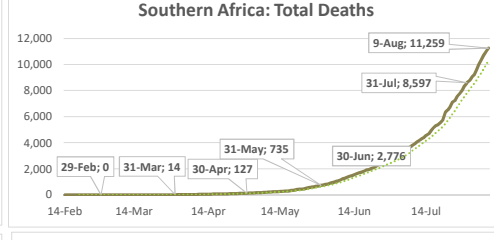
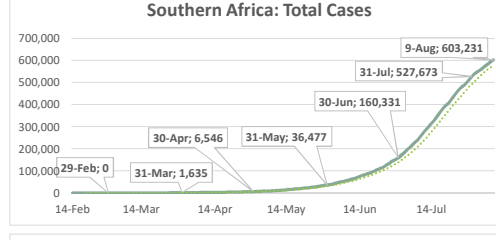
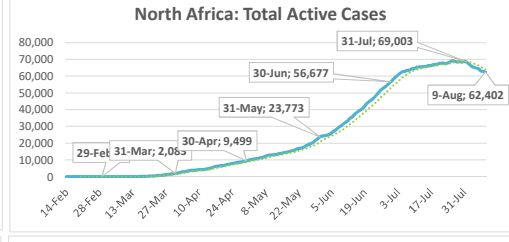
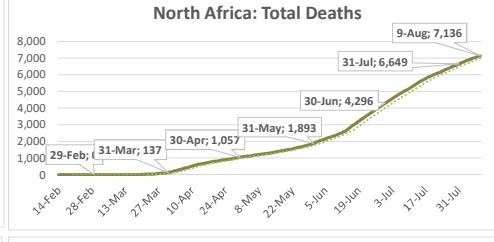
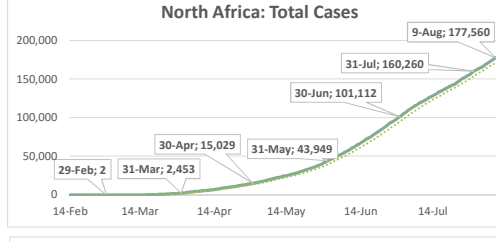
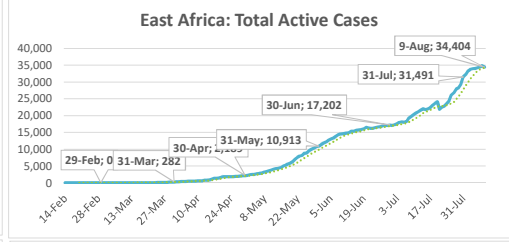
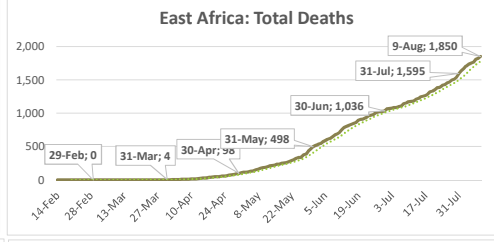
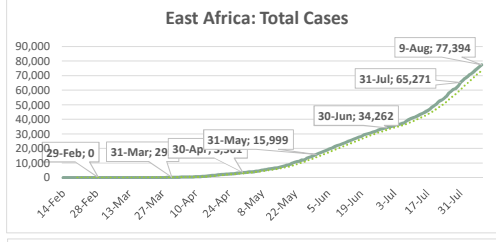
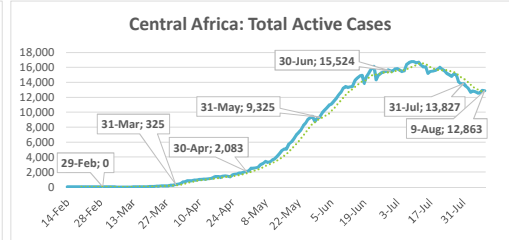
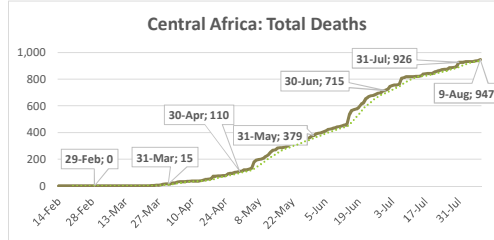
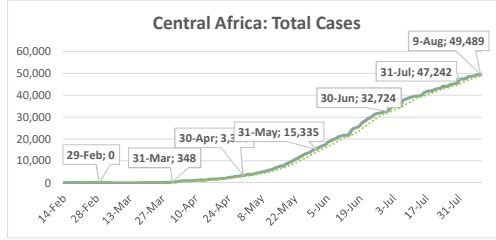
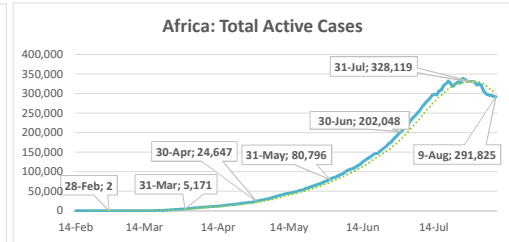
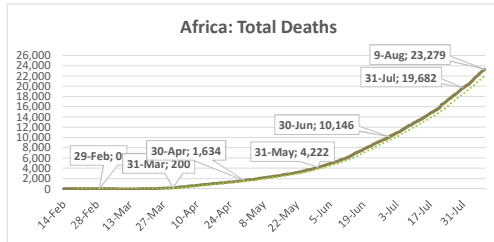
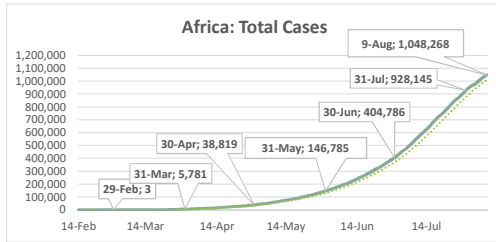
<sup>2</sup> Tanzania has not released data on Covid-19 since May 08, 2020.

highest number of confirmed cases per million people. Rates in these countries range from 9,561 in South Africa to 3,646 in Gabon.

- **In the week under review, a total of 90,519 new cases were reported in Africa, which is 18% lower compared to the previous week. These new cases in Africa account for 5.3% of the weekly new cases recorded globally.** The Southern Africa region, principally South Africa, accounted for 60.5% of the weekly new cases, followed by North Africa (15.8%), West Africa (11.3%), East Africa (10.1%) and Central Africa (2.2%).
- **As of August 09, 2020, a total of 23,279 deaths were reported in Africa, of which 48.4% were in Southern Africa, 30.7% in North Africa, 9.0% in West Africa, 7.9% in East Africa and 4.1% in Central Africa.** South Africa, Egypt, Algeria, Nigeria and Sudan are the five countries with the highest reported deaths due to Covid-19. A total of 2,973 new deaths were reported in the week under review, which is an increase of 17% compared to the preceding week. As of August 09, 2020, Eritrea and Seychelles are the only countries in Africa not to have reported any deaths since the onset of the pandemic.
- **The case fatality rate (CFR) for Africa stands at 2.2% in the review period, compared to 3.7% globally.** Regionally, West Africa has the lowest CFR at 1.5%, followed by Southern Africa and Central Africa at 1.9%, while East Africa at 2.4% and North Africa at 4.0% recorded higher CFRs than the African average. Higher than or equal to global average CFRs have been observed in nine African countries, namely Chad at 8.1%, Sudan at 6.5%, Liberia at 6.4%, Niger at 6.0%, Egypt 5.2%, Mali at 4.9%, Burkina Faso at 4.6%, Angola at 4.5% and Algeria at 3.7%.
- **As of August 09, 2020, Africa reported 733,164 recovered cases, which is 70% of total confirmed cases.** The recovery rate is higher than the African average in West Africa (78.5%), Southern Africa (72.6%) and Central Africa (72.1%), while North Africa (60.8%) and East Africa (52.3%) showed relatively lower recovery rates. In the week under review, 121,146 newly recovered cases were reported.
- **As of August 09, 2020, the total number of active cases in Africa stands at 291,825, which is a reduction of 33,600 cases over the previous week.** All the regions, except East Africa, saw a reduction in the number of active cases, in the past two consecutive weeks, as the numbers of recovered cases were higher than the number of newly recorded within the period.
- *For more information on Covid-19, please visit the Bank's Africa Information Highway <https://africacovid.opendataforafrica.org/>.*

# Summary of COVID-19 tracking in Africa: Situation for the week ending 09 August 2020

	Date of first case	Cases				Deaths				Recovered				Active				Test	
		Total cases	New cases for the week of	New cases for the week of	Weekly change from Previous week	Total deaths	New deaths for the week of	New deaths for the week of	Weekly change from Previous week	Total Recovered	New recovered for the week of	New recovered for the week of	Weekly change from Previous week	Active cases	New active for the week of	New active for the week of	Weekly change from Previous week	Total tests	Tests Per million People
		09 August	02 August	02 August	02 August	09 August	02 August	02 August	02 August	09 August	02 August	02 August	02 August	09 August	02 August	02 August	02 August	09 August	09 August
World	31-Dec	19,792,519	1,713,418	1,877,925	-164,507	730,089	40,743	41,418	-675	12,076,790	1,411,766	1,289,065	122,701	6,985,640	260,909	547,442	-286,533	367,541,575	47,152
Africa	14-Feb	1,048,268	90,519	110,657	-20,138	23,279	2,973	2,541	-432	733,164	121,146	121,020	126	291,825	-33,600	-12,904	-20,696	9,610,027	7,178
Central Africa	6-Mar	49,489	2,017	3,326	-1,309	947	20	53	-33	35,679	2,358	4,855	-2,497	12,863	-361	-1,582	1,221	403,138	2,752
East Africa	13-Mar	77,394	9,160	10,251	-1,091	1,850	183	215	-32	41,140	7,863	2,848	5,015	34,404	1,114	7,188	-6,074	1,600,002	4,261
North Africa	14-Feb	177,560	14,354	13,217	1,137	7,136	367	429	-62	108,022	18,754	14,786	3,968	62,402	-4,767	-1,998	-2,769	2,217,096	10,740
Southern Africa	5-Mar	603,231	54,765	74,124	-19,359	11,259	2,248	1,757	-491	437,890	70,925	88,698	-17,773	154,082	-18,408	-16,331	-2,077	4,063,864	19,063
West Africa	28-Feb	140,594	10,223	9,739	484	2,087	155	87	68	110,433	21,246	9,833	11,413	28,074	-11,178	-181	-10,997	1,325,927	3,338



.....: 7-day moving average

---

---

# Central Africa

---

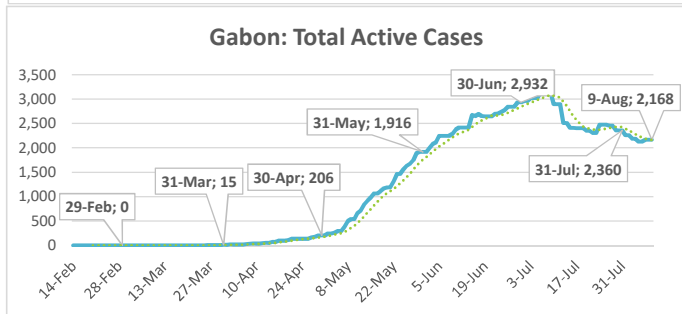
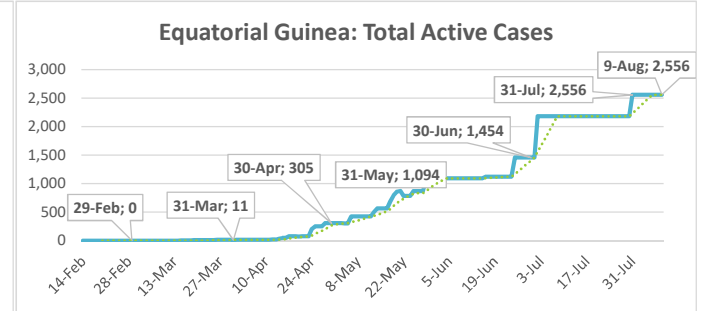
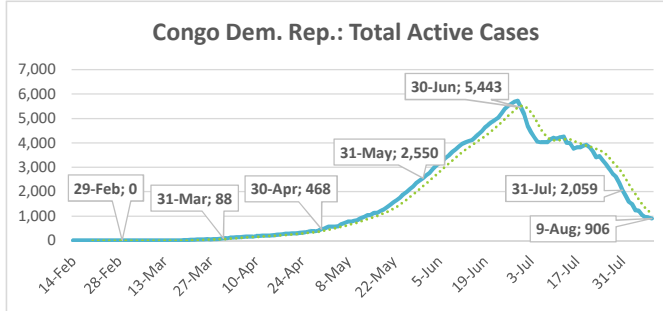
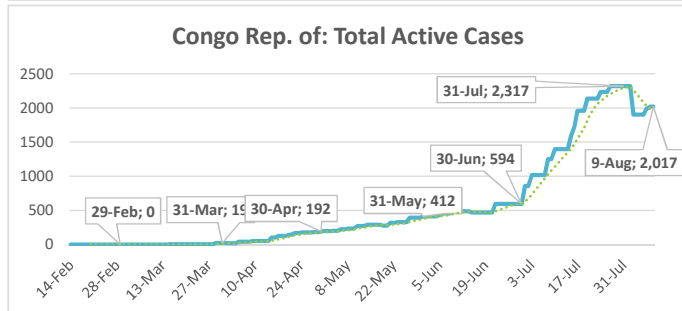
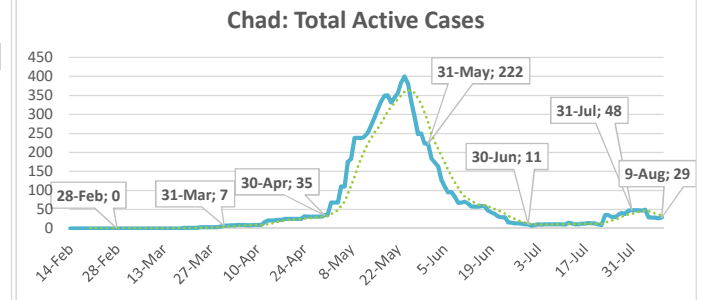
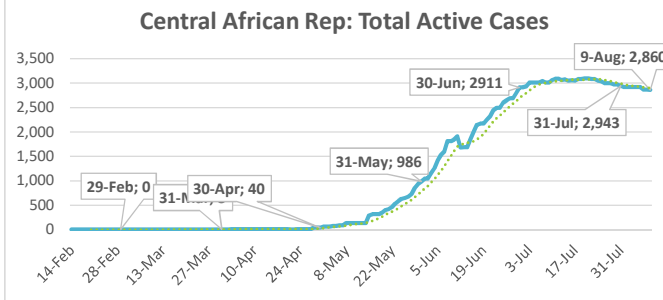
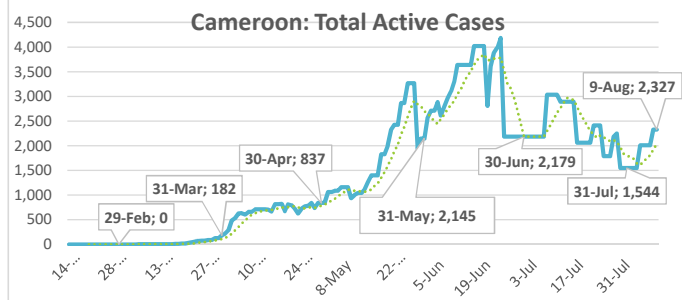
---

## **Highlights of the Covid-19 Situation in Central Africa as of August 09, 2020**

- **As of Sunday, August 09, 2020, the number of total cases in the Central Africa region reached 49,489.** The region reported 2,017 new cases in the review week, which is a 39% reduction compared to the new cases reported in the preceding week. The total number of deaths reported reached 947, recording 20 new deaths in the review week. The number of total recovered cases reached 35,679 with newly recovered cases during the review week amounting to 2,358. The total number of active cases stands at 12,863, which is a decline of 361 cases in the review week.
- **Cameroon accounted for 36.5% of the total cases and 39% of the new cases in the region during the week under review.** Chad has the least number of cases in the region at 944.
- **The average case fatality rate (CFR) for the region stands at 1.9%. The highest CFR in the region is reported in Chad at 8.1% and the lowest in Gabon at 0.6%.**

# Summary of COVID-19 tracking in Central Africa: Situation for the week ending 09 August 2020

	Date of first case	Cases				Deaths				Recovered				Active				Test	
		Total cases	New cases for the week of	New cases for the week of	Weekly change	Total deaths	New deaths for the week of	New deaths for the week of	Weekly change from Previous week	Total Recovered	New recovered for the week of	New recovered for the week of	Weekly change from Previous week	Active cases	New active for the week of	New active for the week of	Weekly change from Previous week	Total tests	Tests Per million People
		09 August	02 August	02 August		09 August	02 August	02 August		09 August	02 August	02 August		09 August	02 August	02 August			
Central Africa	6-Mar	49,489	2,017	3,326	-1,309	947	20	53	-33	35,679	2,358	4,855	-2,497	12,863	-361	-1,582	1,221	403,138	2,752
Cameroon	6-Mar	18,042	787	547	240	395	4	6	-2	15,320	0	781	-781	2,327	783	-240	1,023	159,192	5,997
Central African Rep.	15-Mar	4,641	27	15	12	60	1	0	1	1,721	86	89	-3	2,860	-60	-74	14	29,817	6,174
Chad	19-Mar	944	8	21	-13	76	1	0	1	839	26	3	23	29	-19	18	-37	8,329	507
Congo Rep. of	15-Mar	3,664	464	162	302	58	4	3	1	1,589	760	73	687	2,017	-300	86	-386	23,393	4,239
Congo Dem. Rep.	10-Mar	9,454	339	284	55	224	9	11	-2	8,324	1,005	1,809	-804	906	-675	-1,536	861	48,628	543
Equatorial Guinea	14-Mar	4,821	0	1,750	-1,750	83	0	32	-32	2,182	0	1,340	-1,340	2,556	0	378	-378	44,356	31,615
Gabon	12-Mar	7,923	392	547	-155	51	1	1	0	5,704	481	760	-279	2,168	-90	-214	124	89,423	40,177



.....: 7-day moving average



---

---

# **East Africa**

---

---

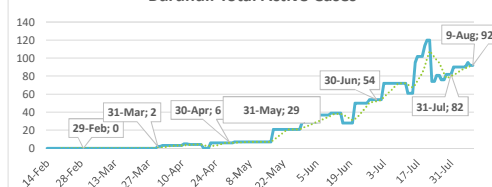
## **Highlights of the Covid-19 Situation in East Africa as of August 09, 2020**

- **As of Sunday, August 09, 2020, the number of total cases in the East Africa region reached 77,394.** The region reported 9,160 new cases in the review week, which is 11% lower compared to the new cases reported in the preceding week. The total number of deaths reported reached 1,850, recording 183 new deaths in the review week. The number of total recovered cases reached 41,140 with newly recovered cases during the review week amounting to 7,863. The total number of active cases stands at 34,404, which is an increase of 1,114 cases in the review week.
- **Kenya accounted for 34.2% of the total cases and 47.8% of the new cases in the region during the week under review.** Seychelles has the least number of cases in the region at 126.
- **The average case fatality rate (CFR) for the region stands at 2.4%. The highest CFR in the region is reported in Sudan at 6.5% and the lowest in Eritrea and Seychelles, where no deaths have been reported to date.**

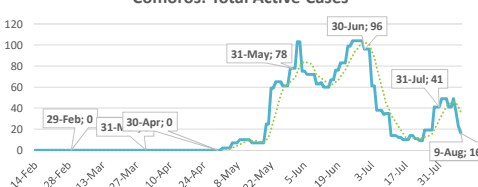
# Summary of COVID-19 tracking in East Africa: Situation for the week ending 09 August 2020

	Date of first case	Cases				Deaths				Recovered				Active				Test	
		Total cases	New cases for the week of	New cases for the week of	Weekly change	Total deaths	New deaths for the week of	New deaths for the week of	Weekly change from Previous week	Total Recovered	New recovered for the week of	New recovered for the week of	Weekly change from Previous week	Active cases	New active for the week of	New active for the week of	Weekly change from Previous week	Total tests	Tests Per million People
		09 August	02 August	02 August	02 August	09 August	02 August	02 August	02 August	09 August	02 August	02 August	02 August	09 August	02 August	02 August	02 August	09 August	02 August
East Africa	13-Mar	77,394	9,160	10,251	-1,091	1,850	183	215	-32	41,140	7,863	2,848	5,015	34,404	1,114	7,188	-6,074	1,600,002	4,261
Burundi	31-Mar	408	13	34	-21	1	0	0	0	315	11	25	-14	92	2	9	-7	17,306	1,455
Comoros	2-May	392	6	32	-26	7	0	0	0	369	39	2	37	16	-33	30	-63	1,537	1,767
Djibouti	18-Mar	5,344	183	111	72	59	0	1	-1	5,106	87	53	34	179	96	57	39	60,247	60,979
Eritrea	21-Mar	285	6	16	-10	0	0	0	0	245	20	36	-16	40	-14	20	6	8,348	2,354
Ethiopia	13-Mar	22,818	4,112	4,738	-626	407	97	87	10	10,206	2,605	1,385	1,220	12,205	1,410	3,266	-1,856	497,971	4,332
Kenya	13-Mar	26,436	4,383	4,450	-67	420	51	89	-38	12,961	4,484	734	3,750	13,055	152	3,627	-3,779	353,727	6,578
Rwanda	14-Mar	2,140	78	241	-163	7	2	0	2	1,346	202	226	-24	787	-126	15	-141	298,780	23,068
Seychelles	15-Mar	126	12	0	12	0	0	0	0	125	86	0	86	1	-74	0	-74	3,294	33,494
Somalia	16-Mar	3,227	7	42	-35	93	0	0	0	1,728	130	77	53	1,406	-123	-35	-88	14,935	940
South Sudan	5-Apr	2,470	41	167	-126	47	1	1	0	1,175	0	0	0	1,248	40	166	-126	12,306	1,099
Sudan	13-Mar	11,956	218	353	-135	781	29	35	-6	6,266	129	247	-118	4,909	60	71	-11	31,070	709
Tanzania	16-Mar	509	...	...	...	21	...	...	...	183	...	...	...	305	...	...	...	3,880	65
Uganda	21-Mar	1,283	101	67	34	7	3	2	1	1,115	70	63	7	161	28	2	26	296,601	6,484

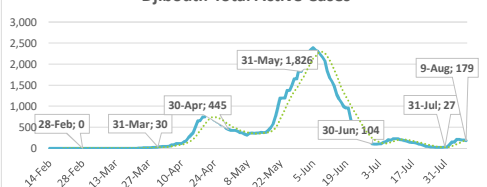
Burundi: Total Active Cases



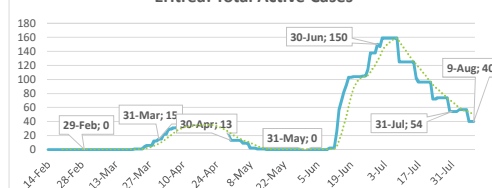
Comoros: Total Active Cases



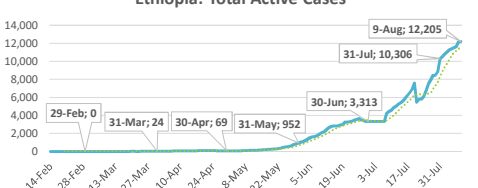
Djibouti: Total Active Cases



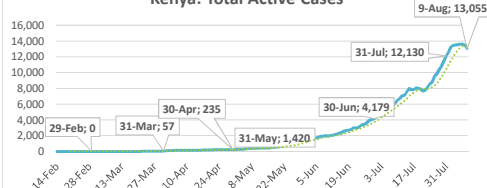
Eritrea: Total Active Cases



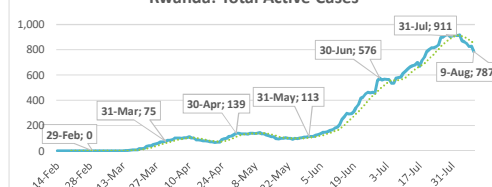
Ethiopia: Total Active Cases



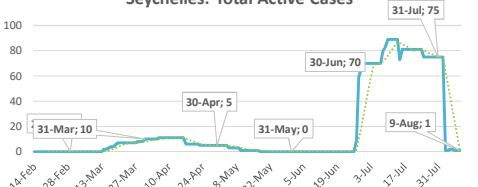
Kenya: Total Active Cases



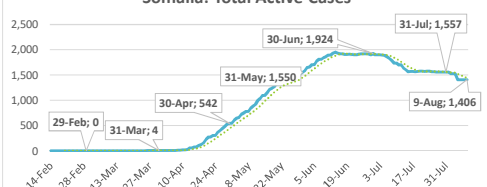
Rwanda: Total Active Cases



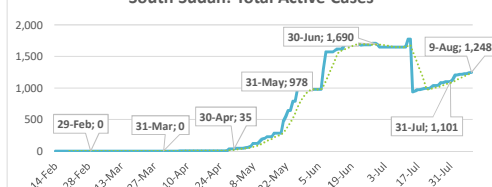
Seychelles: Total Active Cases



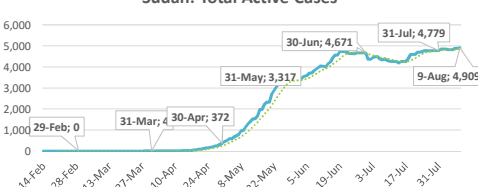
Somalia: Total Active Cases



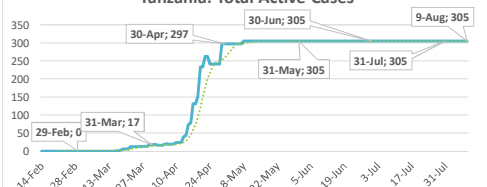
South Sudan: Total Active Cases



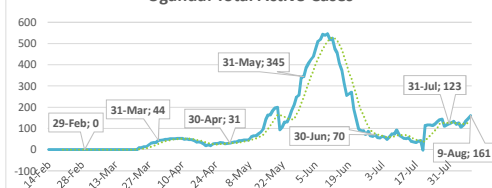
Sudan: Total Active Cases



Tanzania: Total Active Cases



Uganda: Total Active Cases



.....: 7-day moving average

---

---

# **North Africa**

---

---

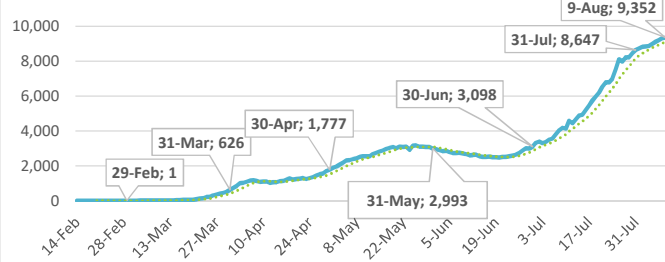
## **Highlights of the Covid-19 Situation in North Africa as of August 09, 2020**

- **As of Sunday, August 09, 2020, the number of total cases in the North Africa region reached 177,560.** The region reported 14,354 new cases in the review week, which is an increase of 8.6% compared to the new cases reported in the preceding week. The total number of deaths reported reached 7,136, recording 367 new deaths in the review week. The number of total recovered cases reached 108,022, with newly recovered cases during the review week amounting to 18,754. The total number of active cases stands at 62,402, which is a decline of 4,767 cases in the review week.
- **Egypt accounted for 53.7% of the total cases, while Morocco accounted for 53.6% of the new cases in the region during the week under review.** Tunisia has the least number of cases in the region at 1,697.
- **The average case fatality rate (CFR) for the region stands at 4.0%. The highest CFR in the region is reported in Egypt at 5.2% and the lowest in Morocco at 1.5%.**

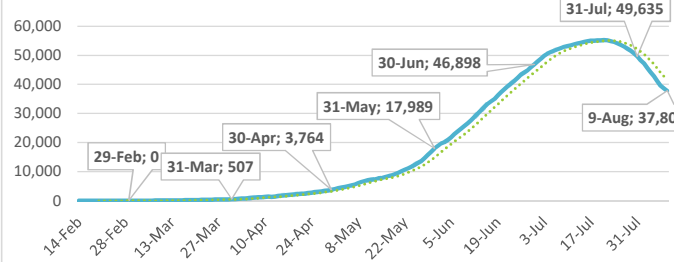
### Summary of COVID-19 tracking in North Africa: Situation for the week ending 09 August 2020

	Date of first case	Cases				Deaths				Recovered				Active				Test	
		Total cases	New cases for the week of	New cases for the week of	Weekly change	Total deaths	New deaths for the week of	New deaths for the week of	Weekly change from Previous week	Total Recovered	New recovered for the week of	New recovered for the week of	Weekly change from Previous week	Active cases	New active for the week of	New active for the week of	Weekly change from Previous week	Total tests	Tests Per million People
		09 August	02 August	02 August		09 August	02 August	02 August		09 August	02 August	02 August		09 August	02 August	02 August			
North Africa	14-Feb	177,560	14,354	13,217	1,137	7,136	367	429	-62	108,022	18,754	14,786	3,968	62,402	-4,767	-1,998	-2,769	2,217,096	10,740
Algeria	26-Feb	35,160	3,695	4,108	-413	1,302	71	76	-5	24,506	3,087	3,331	-244	9,352	537	701	-164	92,786	2,116
Egypt	14-Feb	95,492	1,009	2,421	-1,412	5,009	144	259	-115	52,678	10,223	8,624	1,599	37,805	-9,358	-6,462	-2,896	444,685	4,345
Libya	25-Mar	5,451	1,614	1,168	446	119	36	23	13	701	78	70	8	4,631	1,500	1,075	425	61,077	8,889
Mauritania	14-Mar	6,523	200	152	48	157	0	1	-1	5,527	412	685	-273	839	-212	-534	322	63,874	13,737
Morocco	5-Mar	33,237	7,700	5,259	2,441	498	116	69	47	23,347	4,912	1,997	2,915	9,392	2,672	3,193	-521	1,449,968	39,283
Tunisia	5-Mar	1,697	136	109	27	51	0	1	-1	1,263	42	79	-37	383	94	29	65	104,706	8,859

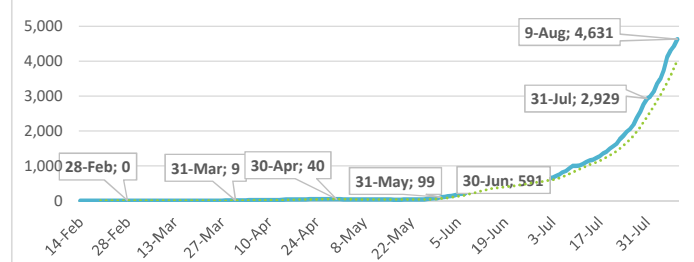
Algeria: Total Active Cases



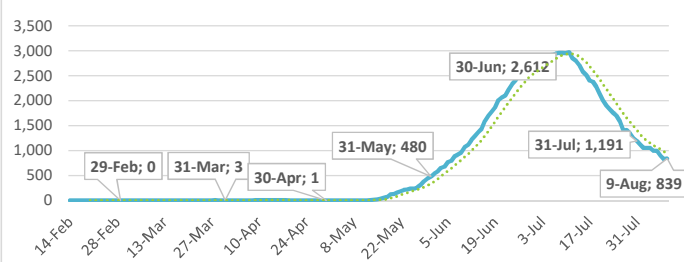
Egypt: Total Active Cases



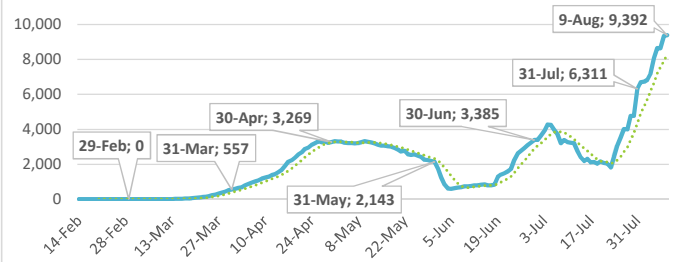
Libya: Total Active Cases



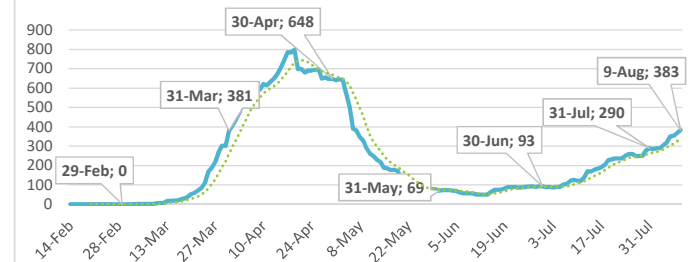
Mauritania: Total Active Cases



Morocco: Total Active Cases



Tunisia: Total Active Cases



.....: 7-day moving average

---

---

# **Southern Africa**

---

---

## **Highlights of the Covid-19 Situation in Southern Africa as of August 09, 2020**

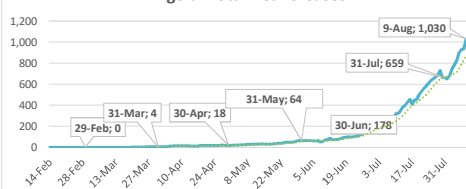
- **As of Sunday, August 09, 2020, the number of total cases in the Southern Africa region reached 603,231.** The region reported 54,765 new cases in the review week, which is 26% lower compared to the new cases reported in the preceding week. The total number of deaths reported reached 11,259, recording 2,248 new deaths in the review week. The number of total recovered cases reached 437,890, with newly recovered cases during the review week amounting to 70,925. The total number of active cases stands at 154,082, which is a decline of 18,408 cases in the review week.
- **South Africa accounted for 93% of the total cases and 88.3% of the new cases in the region during the week under review.** Mauritius has the least number of cases in the region at 344.
- **The average case fatality rate (CFR) for the region stands at 1.9%. The highest CFR in the region is reported in Angola at 4.5% and the lowest in Botswana at 0.2%.**



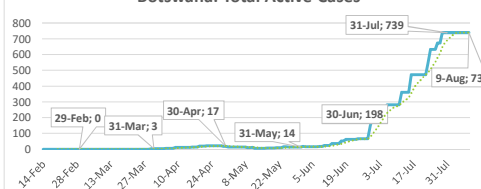
# Summary of COVID-19 tracking in Southern Africa: Situation for the week ending 09 August 2020

	Date of first case	Cases				Deaths				Recovered				Active				Test	
		Total cases	New cases for the week of	New cases for the week of	Weekly change	Total deaths	New deaths for the week of	New deaths for the week of	Weekly change from Previous week	Total Recovered	New recovered for the week of	New recovered for the week of	Weekly change from Previous week	Active cases	New active for the week of	New active for the week of	Weekly change from Previous week	Total tests	Tests Per million People
		09 August	02 August	02 August	02 August	09 August	02 August	02 August	02 August	09 August	02 August	02 August	02 August	09 August	02 August	02 August	02 August	09 August	09 August
Southern Africa	5-Mar	603,231	54,765	74,124	-19,359	11,259	2,248	1,757	491	437,890	70,925	88,698	-17,773	154,082	-18,408	-16,331	-2,077	4,063,864	19,063
Angola	27-Mar	1,672	473	267	206	75	20	15	5	567	106	219	-113	1,030	347	33	314	64,747	1,970
Botswana	16-Mar	804	0	118	-118	2	0	1	-1	63	0	11	-11	739	0	106	-106	74,234	31,567
Eswatini	14-Mar	3,236	461	568	-107	58	15	11	4	1,607	393	228	165	1,571	53	329	-276	27,428	23,641
Lesotho	13-May	742	24	213	-189	23	4	7	-3	175	2	45	-43	544	18	161	-143	8,771	4,094
Madagascar	20-Mar	13,086	1,558	2,233	-675	148	34	29	5	10,816	2,372	2,865	-493	2,122	-848	-661	-187	48,498	1,751
Malawi	2-Apr	4,658	427	591	-164	146	23	24	-1	2,375	456	280	176	2,137	-52	287	-339	34,763	1,817
Mauritius	18-Mar	344	0	0	0	10	0	0	0	334	2	0	2	0	-2	0	-2	205,285	161,417
Mozambique	27-Mar	2,269	323	277	46	16	3	2	1	840	186	61	125	1,413	134	214	-80	68,686	2,198
Namibia	14-Mar	2,949	655	519	136	19	8	3	5	704	517	112	405	2,226	130	404	-274	33,985	13,375
São Tomé & Príncipe	6-Apr	878	4	11	-7	15	0	1	-1	800	18	86	-68	63	-14	-76	62	3,141	14,332
South Africa	5-Mar	559,859	48,374	66,052	-17,678	10,408	2,042	1,597	445	411,474	64,247	82,150	-17,903	137,977	-17,915	-17,695	-220	3,250,583	54,808
Zambia	18-Mar	8,085	1,738	1,866	-128	235	65	31	34	6,698	2,205	2,143	62	1,152	-532	-308	224	93,995	5,113
Zimbabwe	25-Mar	4,649	728	1,409	-681	104	34	36	-2	1,437	421	498	-77	3,108	273	875	-602	149,748	10,075

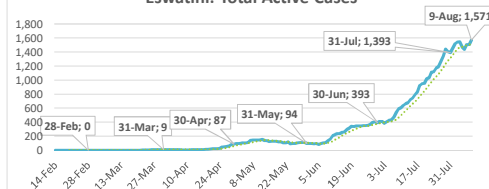
Angola: Total Active Cases



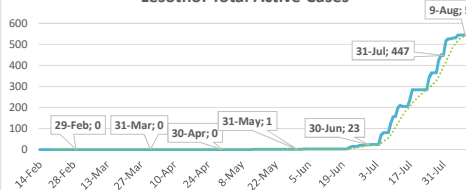
Botswana: Total Active Cases



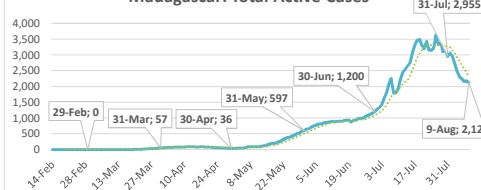
Eswatini: Total Active Cases



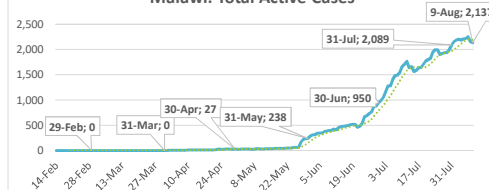
Lesotho: Total Active Cases



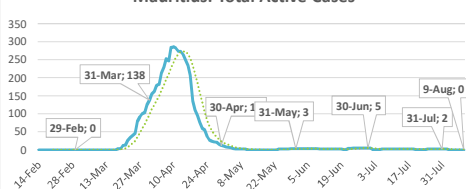
Madagascar: Total Active Cases



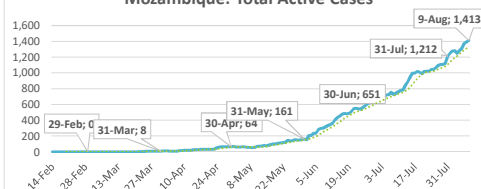
Malawi: Total Active Cases



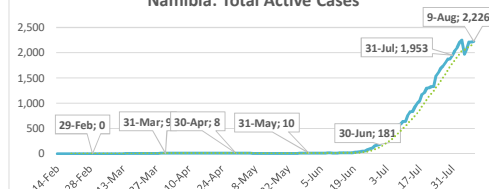
Mauritius: Total Active Cases



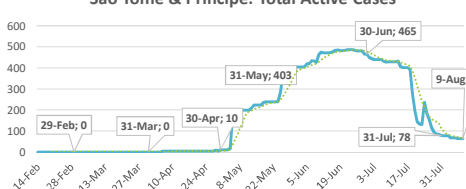
Mozambique: Total Active Cases



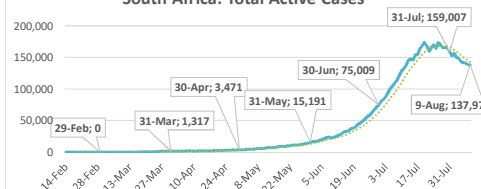
Namibia: Total Active Cases



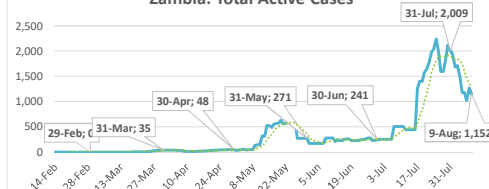
São Tomé & Príncipe: Total Active Cases



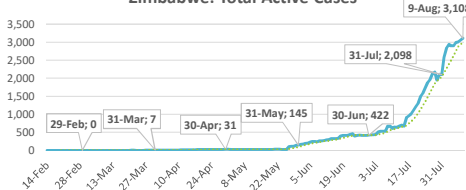
South Africa: Total Active Cases



Zambia: Total Active Cases



Zimbabwe: Total Active Cases



.....: 7-day moving average

---

---

# **West Africa**

---

---

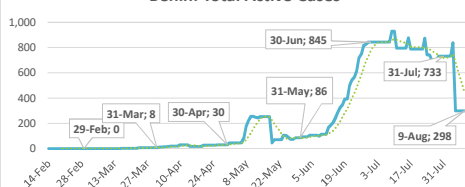
## **Highlights of the Covid-19 Situation in West Africa as of August 09, 2020**

- **As of Sunday August 09, 2020, the number of total cases in the West Africa region reached 140,594.** The region reported 10,223 new cases in the review week, which is a 5% increase compared to the new cases reported in the preceding week. The total number of deaths reported reached 2,087, recording 155 new deaths in the review week. The number of total recovered cases reached 110,433, with newly recovered cases during the review week amounting to 21,246. The total number of active cases stands at 28,074 which is a decline of 11,178 cases in the review week.
- **Nigeria accounted for 33.1% of the total cases, while Ghana accounted for 39.0% of the new cases in the region during the week under review.** Togo has the least number of cases in the region at 1,060.
- **The average case fatality rate (CFR) for the region stands at 1.5%. The highest CFRs in the region are reported in Liberia at 6.4% and the lowest in Ghana at 0.5%.**

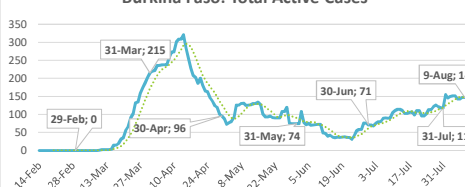
# Summary of COVID-19 tracking in West Africa: Situation for the week ending 09 August 2020

	Date of first case	Cases				Deaths				Recovered				Active				Test	
		Total cases	New cases for the week of	New cases for the week of	Weekly change	Total deaths	New deaths for the week of	New deaths for the week of	Weekly change from Previous week	Total Recovered	New recovered for the week of	New recovered for the week of	Weekly change from Previous week	Active cases	New active for the week of	New active for the week of	Weekly change from Previous week	Total tests	Tests Per million People
		09 August	02 August	02 August	02 August	09 August	02 August	02 August	02 August	09 August	02 August	02 August	02 August	09 August	02 August	02 August	02 August	09 August	09 August
West Africa	28-Feb	140,594	10,223	9,739	494	2,087	155	87	68	110,433	21,246	9,833	11,413	28,074	-11,178	-181	-10,997	1,325,927	3,338
Benin	16-Mar	1,936	131	35	96	38	2	1	1	1,600	564	0	564	298	-435	34	-469	93,677	7,727
Burkina Faso	9-Mar	1,175	32	57	-25	54	1	0	1	974	29	25	4	147	2	32	-30	22,397	1,071
Cabo Verde	20-Mar	2,858	311	240	71	32	8	2	6	2,086	226	413	-187	740	77	-175	252	61,633	110,853
Côte d'Ivoire	11-Mar	16,715	533	586	-53	105	3	6	-3	12,926	1,125	1,623	-498	3,684	-595	-1,043	448	108,862	4,127
Gambia, The	18-Mar	1,235	737	221	516	23	14	3	11	221	153	8	145	991	570	210	360	8,156	3,375
Ghana	12-Mar	41,003	3,989	4,045	-56	215	33	14	19	38,330	4,965	3,871	1,094	2,458	-1,009	160	-1,169	413,835	13,318
Guinea	13-Mar	7,930	613	309	304	50	4	3	1	6,898	418	328	90	982	191	-22	213	57,043	4,344
Guinea-Bissau	27-Mar	2,052	71	27	44	29	2	1	1	944	141	0	141	1,079	-72	26	-98	9,446	4,800
Liberia	16-Mar	1,237	30	52	-22	79	2	6	-4	723	50	42	8	435	-22	4	-26	10,401	2,056
Mali	25-Mar	2,567	26	31	-5	125	1	1	0	1,962	19	32	-13	480	6	-2	8	27,007	1,334
Niger	20-Mar	1,158	11	11	0	69	0	0	0	1,057	25	5	20	32	-14	6	-20	9,900	409
Nigeria	28-Feb	46,577	2,736	3,309	-573	945	57	30	27	33,186	12,878	2,934	9,944	12,446	-10,199	345	-10,544	317,496	1,540
Senegal	2-Mar	11,175	831	663	168	232	23	18	5	7,352	514	429	85	3,591	294	216	78	122,393	7,310
Sierra Leone	31-Mar	1,916	73	60	13	68	1	1	0	1,445	70	62	8	403	2	-3	5	15,623	1,959
Togo	6-Mar	1,060	99	93	6	23	4	1	3	729	69	61	8	308	26	31	-5	48,058	5,805

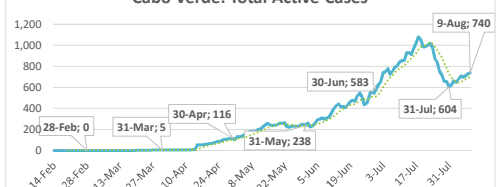
Benin: Total Active Cases



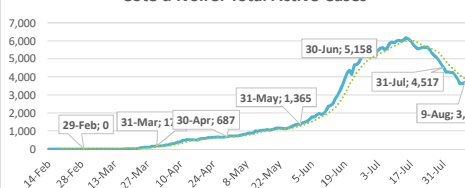
Burkina Faso: Total Active Cases



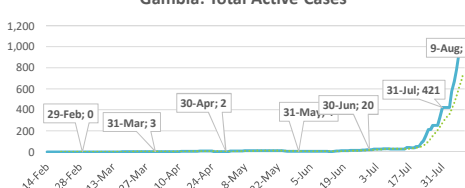
Cabo Verde: Total Active Cases



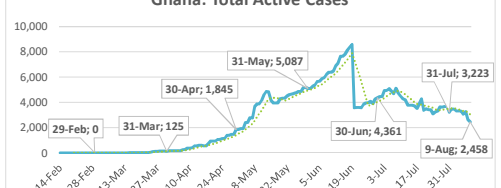
Côte d'Ivoire: Total Active Cases



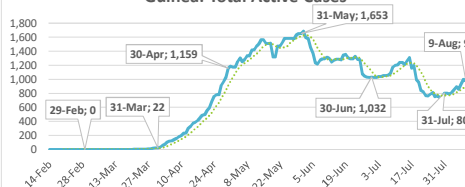
Gambia: Total Active Cases



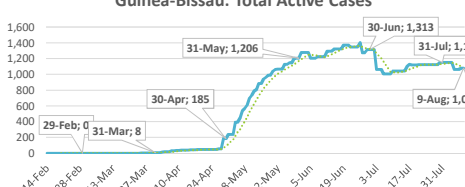
Ghana: Total Active Cases



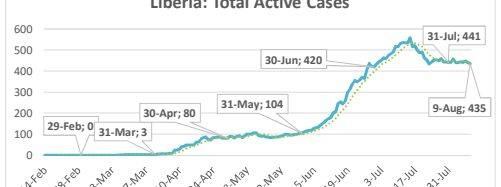
Guinea: Total Active Cases



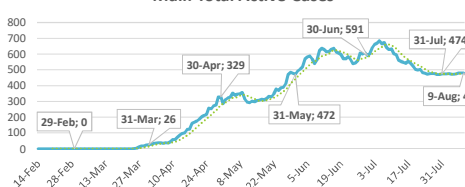
Guinea-Bissau: Total Active Cases



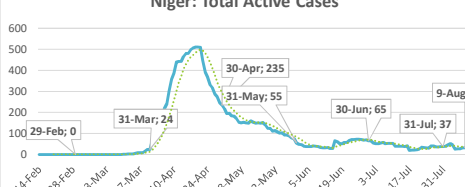
Liberia: Total Active Cases



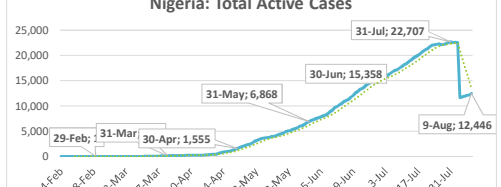
Mali: Total Active Cases



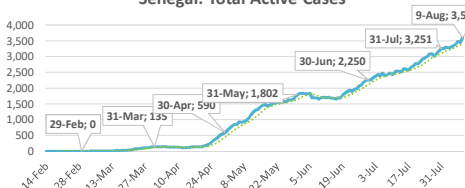
Niger: Total Active Cases



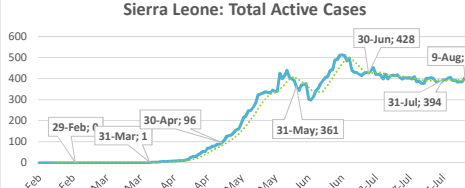
Nigeria: Total Active Cases



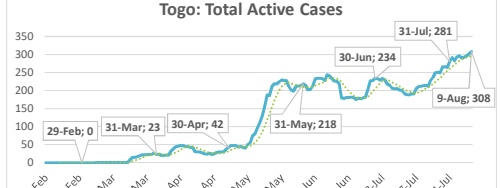
Senegal: Total Active Cases



Sierra Leone: Total Active Cases



Togo: Total Active Cases



.....: 7-day moving average