



AFRICAN DEVELOPMENT BANK GROUP

Weekly Data Flash on Covid-19 in Africa¹:

The situation as of Sunday August 23, 2020

Statistics Department (ECST)

¹ This briefing note has been prepared by Roza Mamuye Bora, Senior Statistician; Anouar Chaouch, Statistician; Soumaila Karambiri, Statistical Assistant; Regis Hauhouot Stephane, Statistical Assistant and Desire Lakpa Guy, Statistical Assistant, under the supervision of Louis Kouakou Division Manager ECST.1 and the guidance of Charles Lufumpa Acting Chief Economist and Vice President for ECVP.

For more information on Covid-19, please visit the Bank's Africa Information Highway
<https://africacovid.opendataforafrica.org/>.

Contents

	Page
Highlights of the Covid-19 Situation in Africa as of August 23, 2020	1
Data Annexes: Africa	3
Highlights of the Covid-19 Situation in Central Africa as of August 23, 2020	5
Data Annexes: Central Africa	6
Highlights of the Covid-19 Situation in East Africa as of August 23, 2020	8
Data Annexes: East Africa	9
Highlights of the Covid-19 Situation in North Africa as of August 23, 2020	11
Data Annexes: North Africa	12
Highlights of the Covid-19 Situation in Southern Africa as of August 23, 2020	14
Data Annexes: Southern Africa	15
Highlights of the Covid-19 Situation in West Africa as of August 23, 2020	17
Data Annexes: West Africa	18

Highlights of the Covid-19 Situation in Africa as of August 23, 2020²

- **Globally, the total number of confirmed Covid-19 cases reached 23,358,598 as of August 23, 2020, the majority of which (53.3%) were in the Americas, followed by Asia (26.8%) and Europe (14.7%).** The number of new cases reported, in the review week, totaled 1,686,911, which is a 7.2% decline compared to the previous week. The number of deaths reached 807,830 while 15,093,144 cases have recovered so far, representing 64.6% of confirmed Covid-19 cases. The number of active cases stands at 7,457,624, which is an increase of 188,242 cases over the week.
- **Africa accounted for 5.1% of the global cases, 3.4% of deaths, 6.0% of recovered cases and 3.4% of active cases, as of August 23, 2020.** The numbers of cases and deaths in Africa have been steadily increasing, while the number of active cases and its global share started to fall in the past three weeks, owing to increased recovery rates.
- **As of Sunday August 23, 2020, over 11 million people had been tested for Covid-19 in Africa.** Nearly one third of these tests were conducted in South Africa followed by Morocco (15.9%), Ethiopia (6.9%), Egypt (4.3%) and Ghana (3.9%); these five countries collectively accounted for 63.3% of the tests conducted in Africa. Over 0.7 million tests were conducted in the week under review.
- **Considering tests in relation to population size, Mauritius leads with 173,958 tests per 1 million people,** followed by Cabo Verde (132,917), Djibouti (65,455), South Africa (59,914), Gabon (48,255), Morocco (47,652), and Botswana (39,726). The average tests per 1 million people in Africa, stands at 8,243, which is an increase of 6.9% over the past week.
- **Tests per case in Africa stand at 9.3 as of August 23, 2020, which means there is one confirmed case for every 9 tests conducted, compared to 16.6 for the world.** Regionally, tests per case were relatively higher for East Africa at 19.8, followed by North Africa at 12.5, West Africa at 9.4, Central Africa at 9.1 and Southern Africa at 6.6.
- **As of August 23, 2020, the total number of confirmed cases in Africa reached 1,187,958.** Southern Africa is the most affected region, with 56.0% of the cases reported, followed by North Africa at 17.8% and West Africa at 13.1%. The least affected region is Central Africa, with 4.3% of reported cases, followed by East Africa, representing 8.8% of the total cases in Africa. Southern Africa was the region with the highest number of cases, with 91.6% of those cases reported in the nation of South Africa; the remaining countries of the region are among the least affected.
- **More than half (51.3%) of the total cases in Africa were reported in South Africa, followed by Egypt which accounted for 8.2%, as of August 23, 2020. South Africa, Egypt, Morocco Nigeria, Ghana, Algeria, Ethiopia and Kenya together account for 81.6% of the cases in**

² Tanzania has not released data on Covid-19 since May 08, 2020.

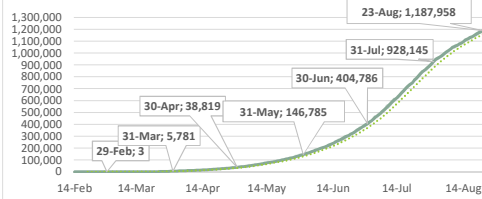
Africa. Five countries with the least number of cases are the Seychelles, Eritrea, Mauritius, Comoros and Burundi, which collectively account for less than 0.2% of the cases in Africa. Considering population size, South Africa, Cabo Verde, Djibouti, São Tomé and Príncipe, and Gabon are the five countries with the highest number of confirmed cases per million people. Rates in these countries range from 10,413 in South Africa to 3,860 in Gabon.

- **In the week under review, a total of 68,800 new cases were reported in Africa, which is 2.9% lower compared to the previous week. These new cases in Africa account for 4.1% of the weekly new cases recorded globally.** The Southern Africa region, principally South Africa, accounted for 41.8% of the weekly new cases, followed by North Africa (24.4%), East Africa (21.9%), West Africa (10.7%), and Central Africa (1.1%).
- **As of August 23, 2020, a total of 27,785 deaths were reported in Africa, of which 50.9% were in Southern Africa, 28.8% in North Africa, 8.4% in West Africa, 8.3% in East Africa, and 3.6% in Central Africa.** South Africa, Egypt, Algeria, Nigeria, and Morocco are the five countries with the highest reported deaths due to Covid-19. A total of 2,152 new deaths were reported in the week under review, which is a decline of 8.6% compared to the preceding week. As of August 23, 2020, Eritrea and the Seychelles are the only countries in Africa not to have reported any deaths since the onset of the pandemic.
- **The case fatality rate (CFR) for Africa stands at 2.3% in the review period, which is lower compared to the global average of 3.5%.** Regionally, West Africa has the lowest CFR at 1.5%, followed by Central Africa at 2.0%, Southern Africa at 2.1% and East Africa at 2.2%, while North Africa at 3.8% recorded higher CFR than the African average. Higher than or equal to global average CFRs have been recorded in ten African countries, namely Chad at 7.7%, Liberia at 6.4%, Sudan at 6.3%, Niger at 5.9%, Egypt 5.4%, Mali at 4.6%, Angola at 4.4%, Burkina Faso at 4.2%, Algeria at 3.5% and Sierra Leone at 3.5%.
- **As of August 23, 2020, Africa reported 906,060 recovered cases, which is 76.3% of total confirmed cases.** The recovery rate is higher than the African average in West Africa (80.5%), Southern Africa (82.2%) and Central Africa (78.3%), while North Africa (66.3%) and East Africa (51.2%) showed relatively lower recovery rates. In the week under review, 71,213 newly recovered cases were reported.
- **As of August 23, 2020, the total number of active cases in Africa stands at 254,113, which is a reduction of 4,565 cases over the previous week.** Regionally, Southern Africa and Central Africa have seen reductions in the number of active cases, in the past four consecutive weeks, as the numbers of recovered cases were higher than the number of newly recorded with in the period. Active cases are still on the rise in East Africa, while North and West Africa saw a rise in active cases after recording a relative decline at the beginning of the month.

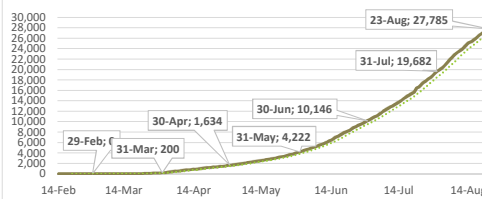
Summary of COVID-19 tracking in Africa: Situation for the week ending 23 August 2020

	Date of first case	Cases				Deaths				Recovered				Active				Test	
		Total cases	New cases for the week of	New cases for the week of	Weekly change from Previous week	Total deaths	New deaths for the week of	New deaths for the week of	Weekly change from Previous week	Total Recovered	New recovered for the week of	New recovered for the week of	Weekly change from Previous week	Active cases	New active for the week of	New active for the week of	Weekly change from Previous week	Total tests	Tests Per million People
		23 August	16 August	16 August	16 August	23 August	16 August	16 August	16 August	23 August	16 August	16 August	16 August	23 August	16 August	16 August	16 August	23 August	16 August
World	31-Dec	23,358,598	1,686,911	1,817,104	-130,193	807,830	37,933	38,801	-868	15,093,144	1,460,736	1,555,618	-94,882	7,457,624	188,242	222,685	-34,443	388,087,860	49,788
Africa	14-Feb	1,187,958	68,800	70,890	-2,090	27,785	2,152	2,354	-202	906,060	71,213	101,683	-30,470	254,113	-4,565	-33,147	-28,582	11,035,720	8,243
Central Africa	6-Mar	51,421	791	1,141	-350	1,009	21	41	-20	40,253	2,331	2,243	88	10,159	-1,561	-1,143	-418	467,201	3,189
East Africa	13-Mar	104,167	15,051	11,715	3,336	2,302	253	199	54	53,371	5,214	7,017	-1,803	48,494	9,584	4,499	5,085	2,064,292	5,498
North Africa	14-Feb	211,309	16,782	16,967	-185	8,002	450	416	34	140,172	15,792	16,358	-566	63,135	540	193	347	2,649,723	12,836
Southern Africa	5-Mar	665,732	28,782	33,719	-4,937	14,151	1,324	1,568	-244	547,153	41,250	68,013	-26,763	104,428	-13,792	-35,862	22,070	4,388,536	20,586
West Africa	28-Feb	155,329	7,394	7,341	53	2,321	104	130	-26	125,111	6,626	8,052	-1,426	27,897	664	-841	1,505	1,465,968	3,691

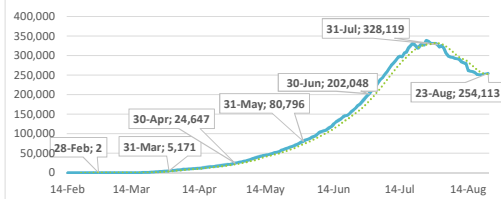
Africa: Total Cases



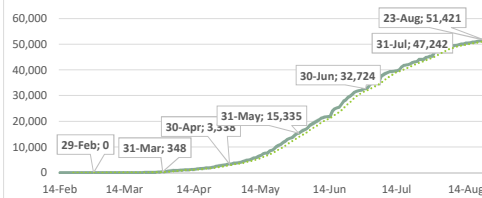
Africa: Total Deaths



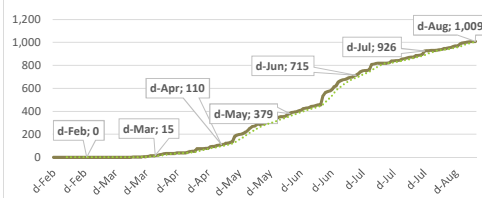
Africa: Total Active Cases



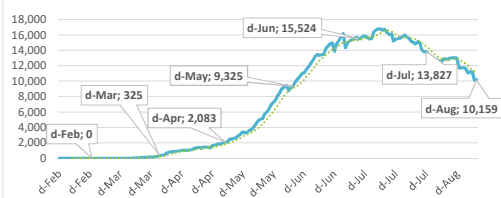
Central Africa: Total Cases



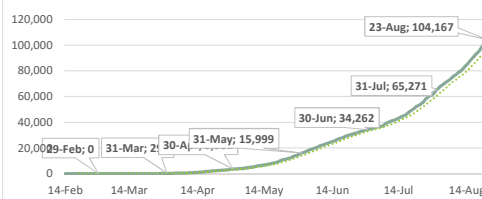
Central Africa: Total Deaths



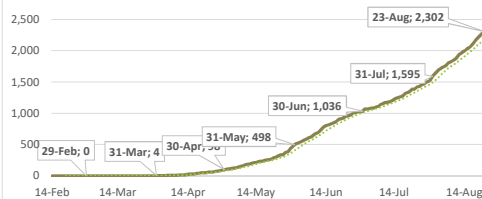
Central Africa: Total Active Cases



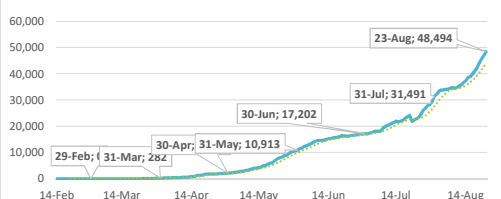
East Africa: Total Cases



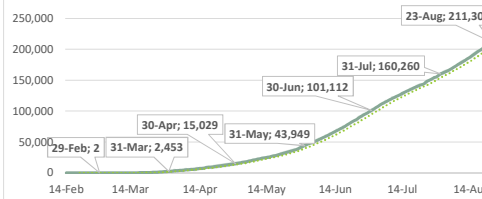
East Africa: Total Deaths



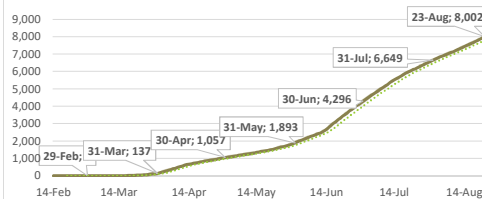
East Africa: Total Active Cases



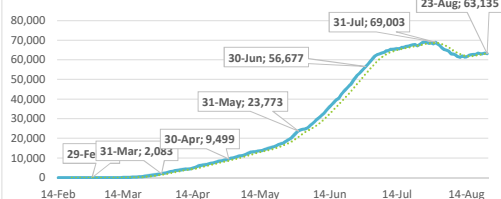
North Africa: Total Cases



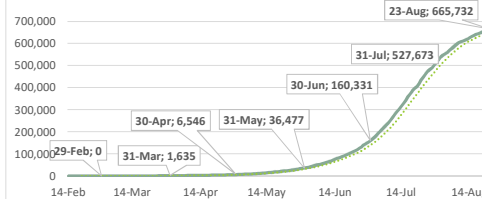
North Africa: Total Deaths



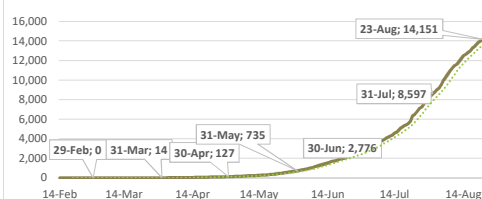
North Africa: Total Active Cases



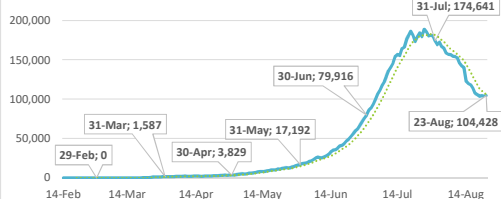
Southern Africa: Total Cases



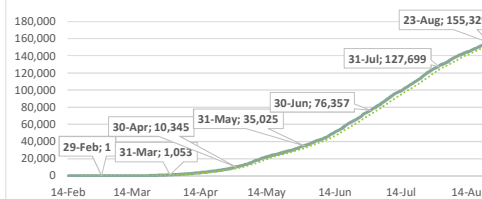
Southern Africa: Total Deaths



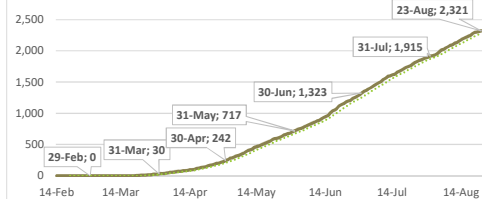
Southern Africa: Total Active Cases



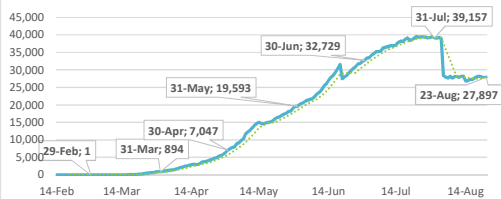
West Africa: Total Cases



West Africa: Total Deaths



West Africa: Total Active Cases



.....: 7-day moving average

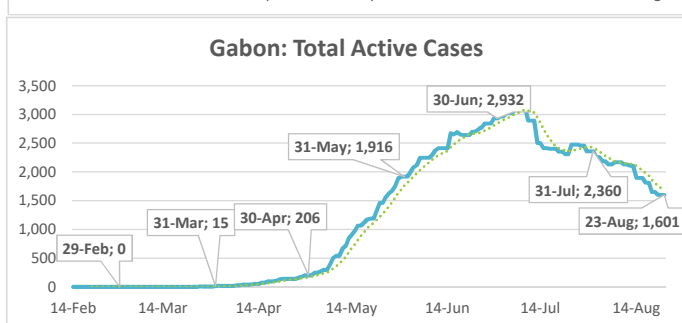
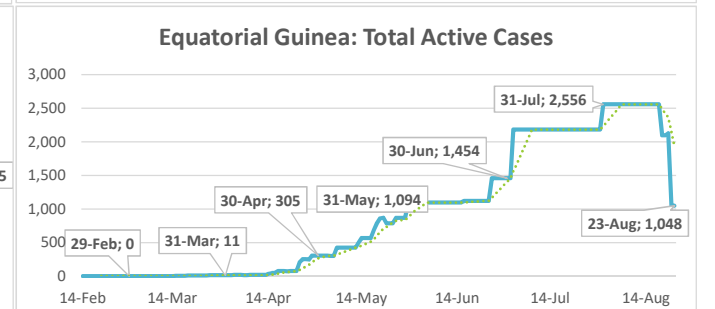
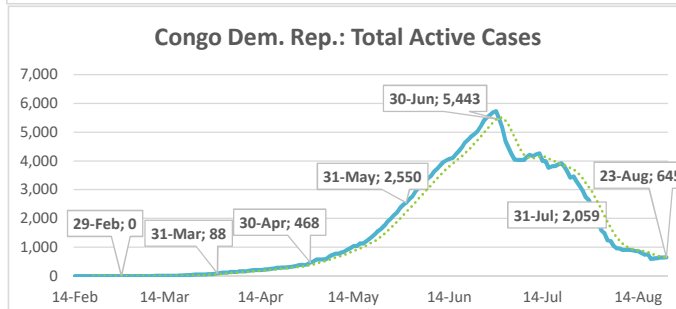
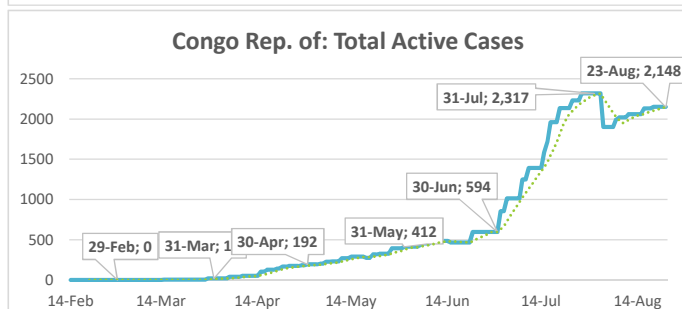
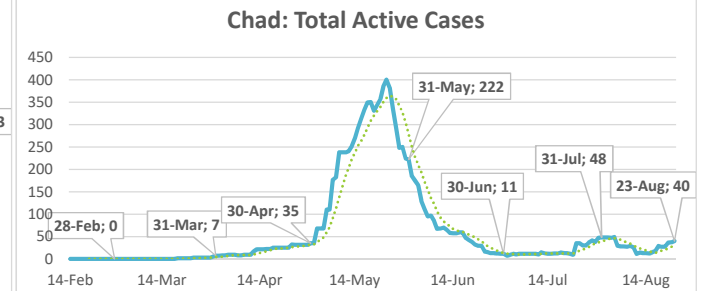
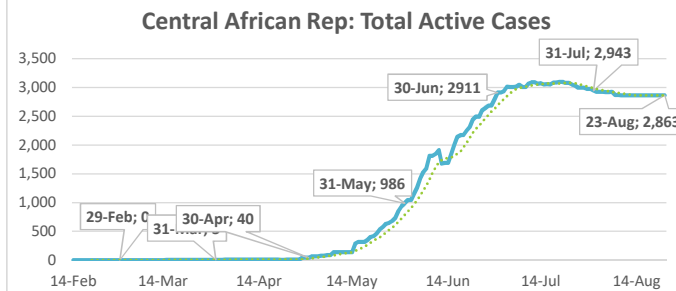
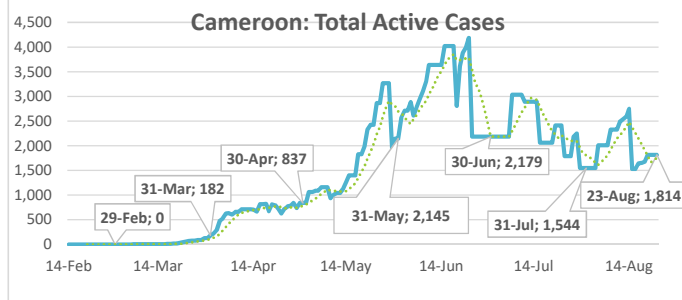
Central Africa

Highlights of the Covid-19 Situation in Central Africa as of August 23, 2020

- **As of Sunday, August 23, 2020, the number of total cases in the Central Africa region reached 51,421.** The region reported 791 new cases in the review week, which is a 30.7% reduction compared to the new cases reported in the preceding week. The total number of deaths reported reached 1,009, recording 21 new deaths in the review week. The number of total recovered cases reached 40,253, of which 2,331 were newly recovered cases during the review week. The total number of active cases stands at 10,159 which is a decline of 1,561 cases in the review week.
- **Cameroon accounted for 36.5% of the total cases and 37.0% of the new cases in the region during the week under review.** Chad has the least number of total cases in the region at 986.
- **The average case fatality rate (CFR) for the region stands at 2.0%. The highest CFR in the region is reported in Chad at 7.7% and the lowest in Gabon at 0.6%.**

Summary of COVID-19 tracking in Central Africa: Situation for the week ending 23 August 2020

	Date of first case	Cases				Deaths				Recovered				Active				Test	
		Total cases	New cases for the week of	New cases for the week of	Weekly change	Total deaths	New deaths for the week of	New deaths for the week of	Weekly change from Previous week	Total Recovered	New recovered for the week of	New recovered for the week of	Weekly change from Previous week	Active cases	New active for the week of	New active for the week of	Weekly change from Previous week	Total tests	Tests Per million People
			23 August	16 August			23 August	16 August			23 August	16 August			23 August	16 August			
Central Africa	6-Mar	51,421	791	1,141	-350	1,009	21	41	-20	40,253	2,331	2,243	88	10,159	-1,561	-1,143	-418	467,201	3,189
Cameroon	6-Mar	18,762	293	427	-134	408	7	6	1	16,540	0	1,220	-1,220	1,814	286	-799	1,085	186,243	7,016
Central African Rep.	15-Mar	4,679	27	11	16	61	0	1	-1	1,755	27	7	20	2,863	0	3	-3	30,775	6,372
Chad	19-Mar	986	30	12	18	76	0	0	0	870	5	26	-21	40	25	-14	39	12,865	783
Congo Rep. of	15-Mar	3,850	19	167	-148	77	1	18	-17	1,625	0	36	-36	2,148	18	113	-95	25,975	4,707
Congo Dem. Rep.	10-Mar	9,830	154	222	-68	251	11	16	-5	8,934	229	381	-152	645	-86	-175	89	53,459	597
Equatorial Guinea	14-Mar	4,926	105	0	105	83	0	0	0	3,795	1,613	0	1,613	1,048	-1,508	0	-1,508	50,481	35,981
Gabon	12-Mar	8,388	163	302	-139	53	2	0	2	6,734	457	573	-116	1,601	-296	-271	-25	107,403	48,255



.....: 7-day moving average

East Africa

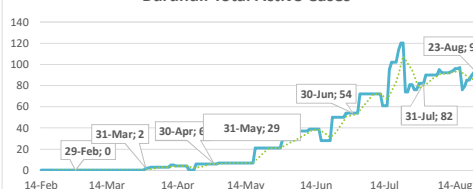
Highlights of the Covid-19 Situation in East Africa as of August 23, 2020

- **As of Sunday, August 23, 2020, the number of total cases in the East Africa region reached 104,167.** The region reported 15,051 new cases in the review week, which is 28.5% higher compared to the new cases reported in the preceding week. The total number of deaths reported reached 2,302, recording 253 new deaths in the review week. The number of total recovered cases reached 53,371, of which 5,214 were newly recovered cases during the review week. The total number of active cases stands at 48,494, which is an increase of 9,584 cases in the review week.
- **Ethiopia accounted for 39.0% of the total cases and 71.7% of the new cases in the region during the week under review.** Seychelles has the least number of total cases in the region at 132.
- **The average case fatality rate (CFR) for the region stands at 2.2%. The highest CFR in the region is reported in Sudan at 6.3% and the lowest in Eritrea and Seychelles, where no deaths have been reported to date.**

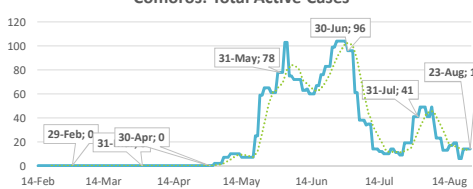
Summary of COVID-19 tracking in East Africa: Situation for the week ending 23 August 2020

	Date of first case	Cases				Deaths				Recovered				Active				Test	
		Total cases	New cases for the week of	New cases for the week of	Weekly change	Total deaths	New deaths for the week of	New deaths for the week of	Weekly change from Previous week	Total Recovered	New recovered for the week of	New recovered for the week of	Weekly change from Previous week	Active cases	active for the week of	New active for the week of	Weekly change from Previous week	Total tests	Tests Per million People
		23 August	16 August	16 August	16 August	23 August	16 August	16 August	16 August	23 August	16 August	16 August	16 August	23 August	16 August	16 August	16 August	23 August	16 August
East Africa	13-Mar	104,167	15,051	11,715	3,336	2,302	253	199	54	53,371	5,214	7,017	-1,803	48,494	9,584	4,499	5,085	2,064,292	5,498
Burundi	31-Mar	430	17	5	12	1	0	0	0	336	21	0	21	93	-4	5	-9	19,993	1,681
Comoros	2-May	417	12	6	6	7	0	0	0	396	17	10	7	14	-5	-4	-1	2,242	2,578
Djibouti	18-Mar	5,382	13	25	-12	60	1	0	1	5,254	52	96	-44	68	-40	-71	-31	64,670	65,455
Eritrea	21-Mar	306	21	0	21	0	0	0	0	274	26	3	23	32	-5	-3	-2	9,870	2,783
Ethiopia	13-Mar	40,671	10,795	7,058	3,737	678	150	121	29	14,995	2,636	2,153	483	24,998	8,009	4,784	3,225	757,057	6,585
Kenya	13-Mar	32,364	2,244	3,684	-1,440	548	74	54	20	18,670	2,014	3,695	-1,681	13,146	156	65	221	421,983	7,848
Rwanda	14-Mar	3,089	636	313	323	12	4	1	3	1,755	107	302	-195	1,322	525	10	515	368,244	28,431
Seychelles	15-Mar	132	5	1	4	0	0	0	0	126	0	1	-1	6	5	0	5	3,294	33,494
Somalia	16-Mar	3,269	13	29	-16	93	0	0	0	2,396	22	646	-624	780	-9	-617	608	19,177	1,207
South Sudan	5-Apr	2,499	10	19	-9	47	0	0	0	1,290	115	0	115	1,162	-105	19	-124	17,627	1,575
Sudan	13-Mar	12,836	522	358	164	815	17	17	0	6,497	147	84	63	5,524	358	257	101	35,411	808
Tanzania	16-Mar	509	21	183	305	3,880	65
Uganda	21-Mar	2,263	763	217	546	20	7	6	1	1,199	57	27	30	1,044	699	184	515	340,844	7,452

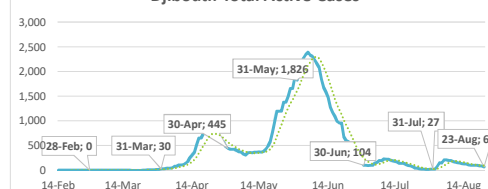
Burundi: Total Active Cases



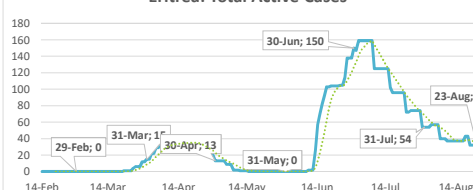
Comoros: Total Active Cases



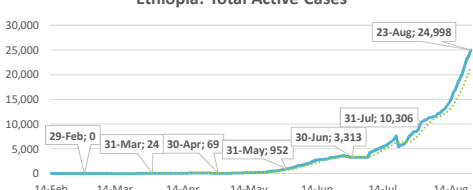
Djibouti: Total Active Cases



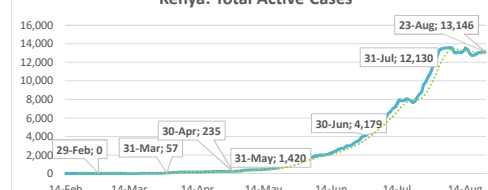
Eritrea: Total Active Cases



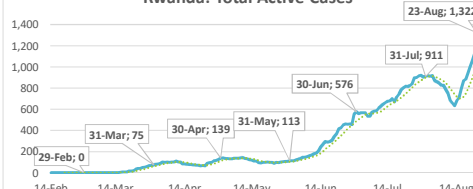
Ethiopia: Total Active Cases



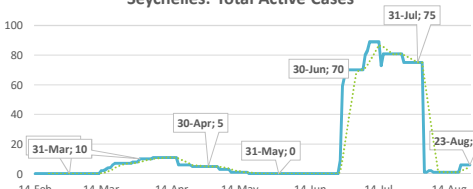
Kenya: Total Active Cases



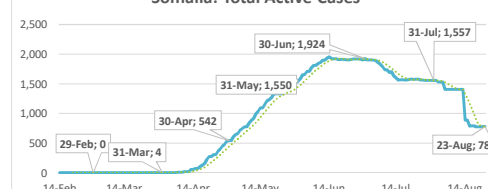
Rwanda: Total Active Cases



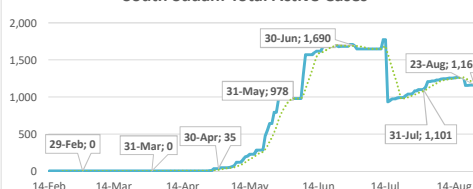
Seychelles: Total Active Cases



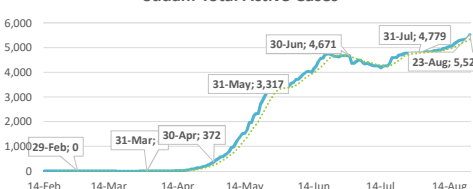
Somalia: Total Active Cases



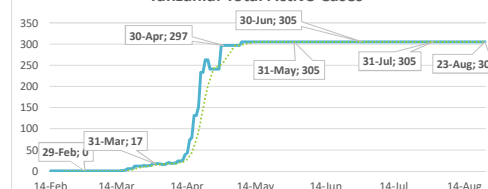
South Sudan: Total Active Cases



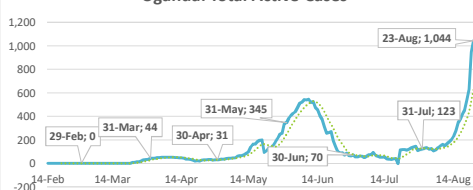
Sudan: Total Active Cases



Tanzania: Total Active Cases



Uganda: Total Active Cases



.....: 7-day moving average

North Africa

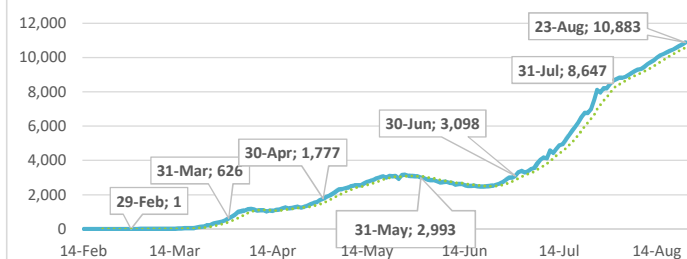
Highlights of the Covid-19 Situation in North Africa as of August 23, 2020

- **As of Sunday, August 23, 2020, the number of total cases in the North Africa region reached 211,309.** The region reported 16,782 new cases in the review week, which is 1.1% lower compared to the new cases reported in the preceding week. The total number of deaths reported reached 8,002, recording 450 new deaths in the review week. The number of total recovered cases reached 140,172, of which 15,792 were newly recovered cases during the review week. The total number of active cases stands at 63,135, which is an increase of 540 cases in the review week.
- **Egypt accounted for 46.1% of the total cases, while Morocco accounted for 58.8% of the new cases in the region during the week under review.** Tunisia has the least number of total cases in the region at 2,818.
- **The average case fatality rate (CFR) for the region stands at 3.8%. The highest CFR in the region is reported in Egypt at 5.4% and the lowest in Morocco at 1.7%.**

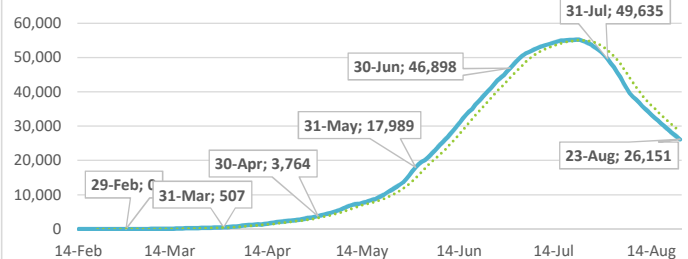
Summary of COVID-19 tracking in North Africa: Situation for the week ending 23 August 2020

	Date of first case	Cases				Deaths				Recovered				Active				Test	
		Total cases	New cases for the week of	New cases for the week of	Weekly change	Total deaths	New deaths for the week of	New deaths for the week of	Weekly change from Previous week	Total Recovered	New recovered for the week of	New recovered for the week of	Weekly change from Previous week	Active cases	New active for the week of	New active for the week of	Weekly change from Previous week	Total tests	Tests Per million People
		23 August	16 August	16 August		23 August	16 August	16 August		23 August	16 August	16 August		23 August	16 August	16 August			
North Africa	14-Feb	211,309	16,782	16,967	-185	8,002	450	416	34	140,172	15,792	16,358	-566	63,135	540	193	347	2,649,723	12,836
Algeria	26-Feb	41,460	2,877	3,423	-546	1,435	65	68	-3	29,142	2,125	2,511	-386	10,883	687	844	-157	133,757	3,050
Egypt	14-Feb	97,340	865	983	-118	5,262	102	151	-49	65,927	6,184	7,065	-881	26,151	-5,421	-6,233	812	469,238	4,585
Libya	25-Mar	10,437	2,265	2,721	-456	188	35	34	1	1,085	152	232	-80	9,164	2,078	2,455	-377	93,851	13,658
Mauritania	14-Mar	6,905	204	178	26	158	1	0	1	6,232	247	458	-211	515	-44	-280	236	68,872	14,812
Morocco	5-Mar	52,349	9,860	9,252	608	888	230	160	70	36,343	6,999	5,997	1,002	15,118	2,631	3,095	-464	1,758,870	47,652
Tunisia	5-Mar	2,818	711	410	301	71	17	3	14	1,443	85	95	-10	1,304	609	312	297	125,135	10,588

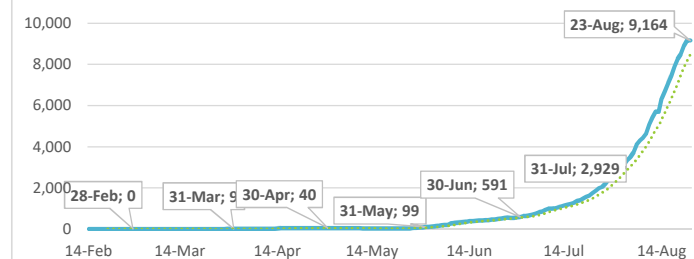
Algeria: Total Active Cases



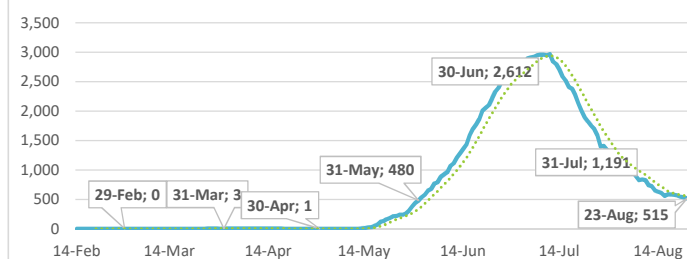
Egypt: Total Active Cases



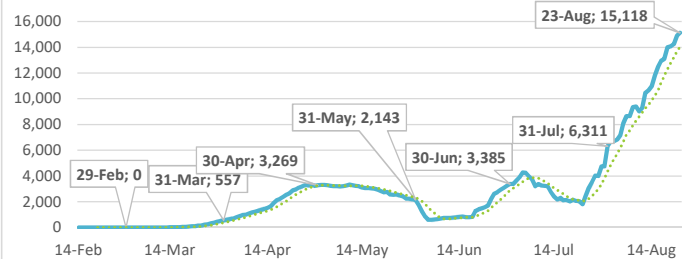
Libya: Total Active Cases



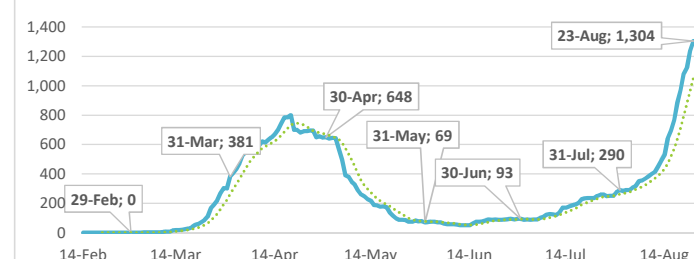
Mauritania: Total Active Cases



Morocco: Total Active Cases



Tunisia: Total Active Cases



.....: 7-day moving average

Southern Africa

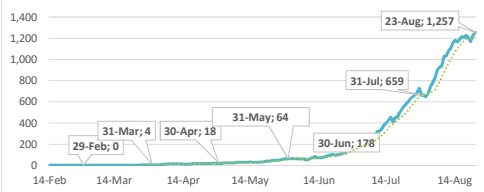
Highlights of the Covid-19 Situation in Southern Africa as of August 23, 2020

- **As of Sunday, August 23, 2020, the number of total cases in the Southern Africa region reached 665,732.** The region reported 28,782 new cases in the review week, which is 14.6% lower compared to the new cases reported in the preceding week. The total number of deaths reported reached 14,151, recording 1,324 new deaths in the review week. The number of total recovered cases reached 547,153, of which 41,250 were newly recovered cases during the review week. The total number of active cases stands at 104,428, which is a decline of 13,792 cases in the review week.
- **South Africa accounted for 91.6% of the total cases and 77.9% of the new cases in the region during the week under review.** Mauritius has the least number of total cases in the region at 346.
- **The average case fatality rate (CFR) for the region stands at 2.1%. The highest CFR in the region is reported in Angola at 4.4% and the lowest in Botswana at 0.2%.**

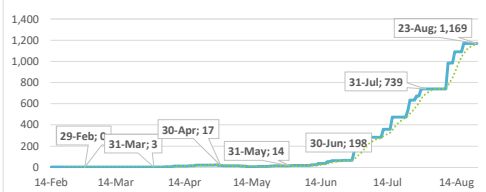
Summary of COVID-19 tracking in Southern Africa: Situation for the week ending 23 August 2020

	Date of first case	Cases				Deaths				Recovered				Active				Test	
		Total cases	New cases for the week of	New cases for the week of	Weekly change	Total deaths	New deaths for the week of	New deaths for the week of	Weekly change from Previous week	Total Recovered	New recovered for the week of	New recovered for the week of	Weekly change from Previous week	Active cases	New active for the week of	New active for the week of	Weekly change from Previous week	Total tests	Tests Per million People
		23 August	16 August	16 August	23 August	23 August	16 August	16 August	23 August	23 August	16 August	16 August	23 August	23 August	16 August	16 August	23 August	23 August	23 August
Southern Africa	5-Mar	665,732	28,782	33,719	-4,937	14,151	1,324	1,568	-244	547,153	41,250	68,013	-26,763	104,428	-13,792	-35,862	22,070	4,388,536	20,586
Angola	27-Mar	2,171	265	234	-31	96	8	13	-5	818	190	61	129	1,257	67	160	-93	67,623	2,058
Botswana	16-Mar	1,308	94	410	-316	3	0	1	-1	136	16	57	-41	1,169	78	352	-274	93,420	39,726
Eswatini	14-Mar	4,225	386	603	-217	85	15	12	-3	2,898	630	661	-31	1,242	-259	-70	-189	33,562	28,929
Lesotho	13-May	1,015	112	161	-49	30	5	2	-3	472	201	96	105	513	-94	63	-157	13,330	6,222
Madagascar	20-Mar	14,327	500	741	-241	178	8	22	-14	13,355	931	1,608	-677	794	-439	-889	450	54,691	1,975
Malawi	2-Apr	5,414	342	414	-72	168	7	15	-8	3,012	386	251	135	2,234	-51	148	-199	42,607	2,227
Mauritius	18-Mar	346	0	2	-2	10	0	0	0	335	1	0	1	1	-1	2	-3	221,234	173,958
Mozambique	27-Mar	3,395	540	586	-46	20	1	3	-2	1,503	340	323	17	1,872	199	260	-61	85,137	2,724
Namibia	14-Mar	5,854	1,700	1,205	495	52	17	16	-1	2,509	139	1,666	-1,527	3,293	1,544	-477	2,021	50,391	19,832
São Tomé & Príncipe	6-Apr	892	7	7	0	15	0	0	0	831	13	18	-5	46	-6	-11	5	3,482	15,888
South Africa	5-Mar	609,773	22,428	27,486	-5,058	13,059	1,220	1,431	-211	506,470	34,093	60,903	-26,810	90,244	-12,885	-34,848	21,963	3,553,425	59,914
Zambia	18-Mar	11,082	1,739	1,258	481	280	20	25	-5	9,942	1,530	1,714	-184	860	189	481	670	106,449	5,790
Zimbabwe	25-Mar	5,930	669	612	57	155	23	28	-5	4,872	2,780	655	2,125	903	-2,134	-71	-2,063	63,185	4,251

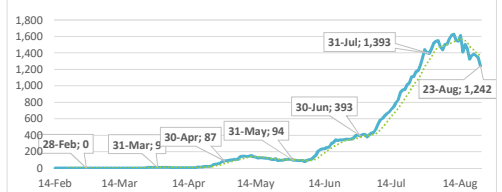
Angola: Total Active Cases



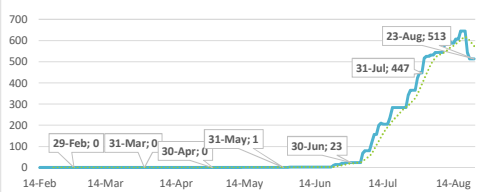
Botswana: Total Active Cases



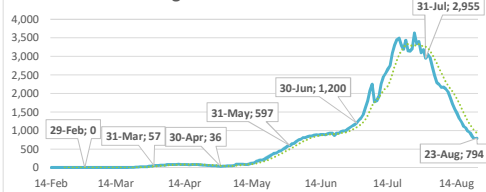
Eswatini: Total Active Cases



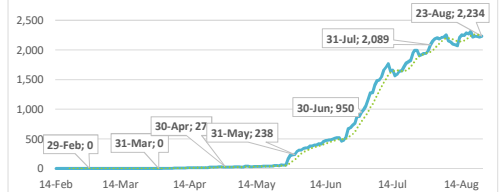
Lesotho: Total Active Cases



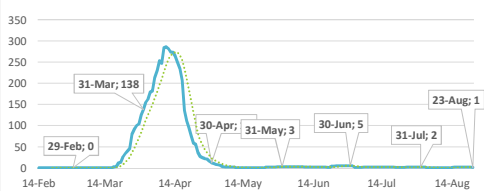
Madagascar: Total Active Cases



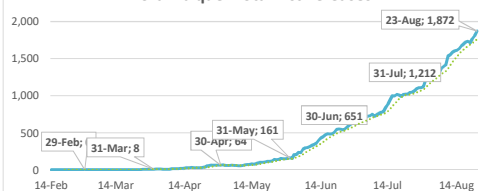
Malawi: Total Active Cases



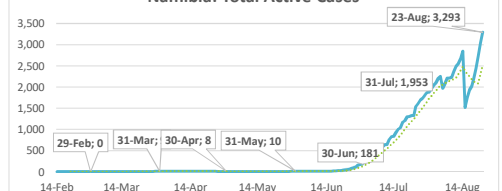
Mauritius: Total Active Cases



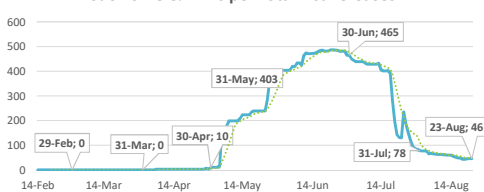
Mozambique: Total Active Cases



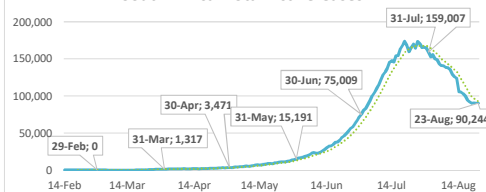
Namibia: Total Active Cases



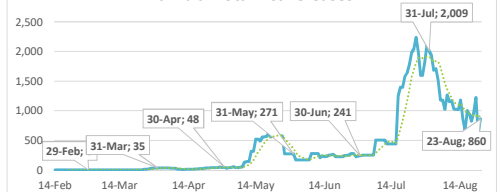
São Tomé & Príncipe: Total Active Cases



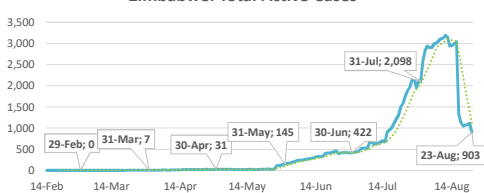
South Africa: Total Active Cases



Zambia: Total Active Cases



Zimbabwe: Total Active Cases



..... 7-day moving average

West Africa

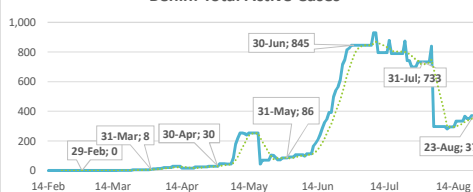
Highlights of the Covid-19 Situation in West Africa as of August 23, 2020

- **As of Sunday, August 23, 2020, the number of total cases in the West Africa region reached 155,329.** The region reported 7,394 new cases in the review week, which is 0.7% higher compared to the new cases reported in the preceding week. The total number of deaths reported reached 2,321, recording 104 new deaths in the review week. The number of total recovered cases reached 125,111, of which 6,626 were newly recovered cases during the review week. The total number of active cases stands at 27,897 which is an increase of 664 cases in the review week.
- **Nigeria accounted for 33.6% of the total cases and 42.7% of the new cases in the region during the week under review.** Niger has the least number of total cases in the region at 1,172.
- **The average case fatality rate (CFR) for the region stands at 1.5%. The highest CFRs in the region are reported in Liberia at 6.4% and the lowest in, Guinea, Ghana and Cote d'Ivoire at 0.6%.**

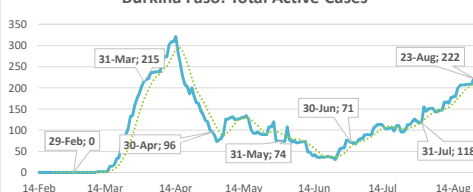
Summary of COVID-19 tracking in West Africa: Situation for the week ending 23 August 2020

	Date of first case	Cases				Deaths				Recovered				Active				Test	
		Total cases	New cases for the week of	New cases for the week of	Weekly change	Total deaths	New deaths for the week of	New deaths for the week of	Weekly change from Previous week	Total Recovered	New recovered for the week of	New recovered for the week of	Weekly change from Previous week	Active cases	New active for the week of	New active for the week of	Weekly change from Previous week	Total tests	Tests Per million People
		23 August	16 August	9 August	2 August	23 August	16 August	9 August	2 August	23 August	16 August	9 August	2 August	23 August	16 August	9 August	2 August	23 August	16 August
West Africa	28-Feb	155,329	7,394	7,341	53	2,321	104	130	-26	125,111	6,626	8,052	-1,426	27,897	664	841	1,505	1,465,968	3,691
Benin	16-Mar	2,115	52	127	-75	39	0	1	-1	1,705	15	90	-75	371	37	36	-1	70,781	5,838
Burkina Faso	9-Mar	1,320	53	92	-39	55	0	1	-1	1,043	30	39	-9	222	23	52	-29	28,539	1,365
Cabo Verde	20-Mar	3,509	330	321	9	37	2	3	-1	2,540	223	231	-8	932	105	87	18	73,900	132,917
Côte d'Ivoire	11-Mar	17,471	445	311	134	113	3	5	-2	15,301	1,354	1,021	333	2,057	912	715	197	120,299	4,561
Gambia, The	18-Mar	2,685	813	637	176	87	24	40	-16	490	89	180	-91	2,108	700	417	283	10,781	4,461
Ghana	12-Mar	43,505	973	1,529	-556	261	30	16	14	41,532	1,170	2,032	-862	1,712	227	519	292	433,503	13,951
Guinea	13-Mar	8,967	485	552	-67	53	2	1	1	7,708	344	466	-122	1,206	139	85	54	72,510	5,521
Guinea-Bissau	27-Mar	2,149	32	65	-33	33	0	4	-4	1,015	0	71	-71	1,101	32	-10	42	11,753	5,972
Liberia	16-Mar	1,286	29	20	9	82	0	3	-3	816	28	65	-37	388	1	48	49	12,586	2,488
Mali	25-Mar	2,705	65	73	-8	125	0	0	0	2,018	31	25	6	562	34	48	-14	33,696	1,664
Niger	20-Mar	1,172	5	9	-4	69	0	0	0	1,083	5	21	-16	20	0	12	12	11,512	476
Nigeria	28-Feb	52,227	3,159	2,491	668	1,002	27	30	-3	38,945	2,448	3,311	-863	12,280	684	850	1,534	369,904	1,794
Senegal	2-Mar	12,949	787	987	-200	269	16	21	-5	8,455	778	325	453	4,225	-7	641	-648	135,770	8,109
Sierra Leone	31-Mar	1,992	36	40	-4	69	0	1	-1	1,550	44	61	-17	373	-8	22	14	22,384	2,806
Togo	6-Mar	1,277	130	87	43	27	0	4	-4	910	67	114	-47	340	63	31	94	58,050	7,012

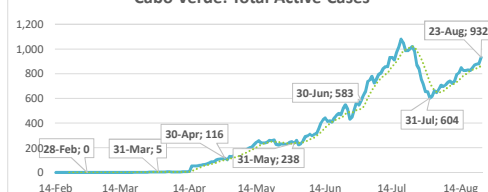
Benin: Total Active Cases



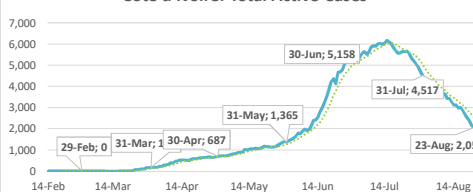
Burkina Faso: Total Active Cases



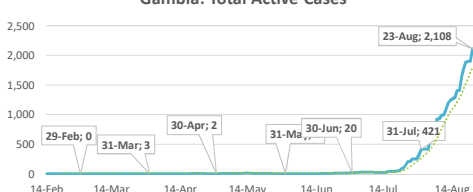
Cabo Verde: Total Active Cases



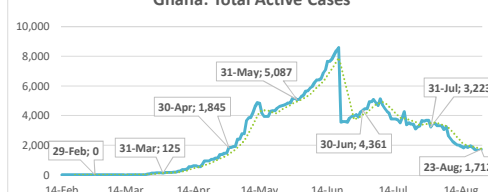
Côte d'Ivoire: Total Active Cases



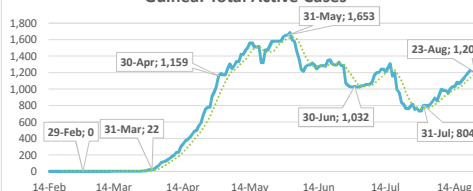
Gambia: Total Active Cases



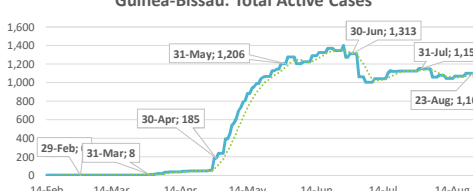
Ghana: Total Active Cases



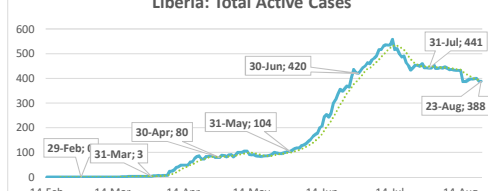
Guinea: Total Active Cases



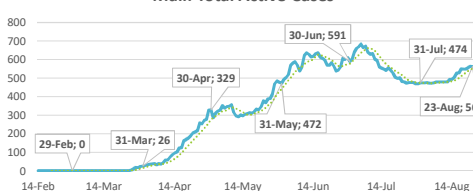
Guinea-Bissau: Total Active Cases



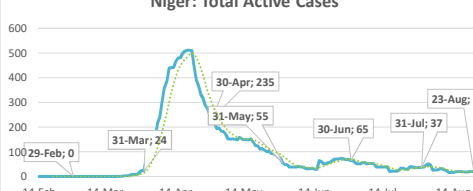
Liberia: Total Active Cases



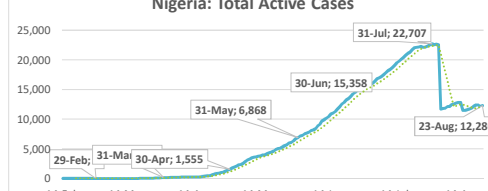
Mali: Total Active Cases



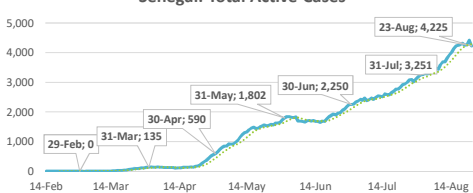
Niger: Total Active Cases



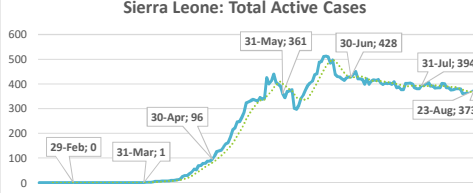
Nigeria: Total Active Cases



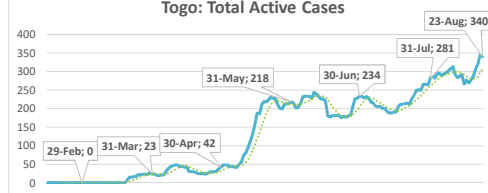
Senegal: Total Active Cases



Sierra Leone: Total Active Cases



Togo: Total Active Cases



.....: 7-day moving average