



AFRICAN DEVELOPMENT BANK GROUP

Weekly Data Flash on Covid-19 in Africa¹:

The situation as of Sunday September 20, 2020

Statistics Department (ECST)

¹ This briefing note has been prepared by Roza Mamuye Bora, Senior Statistician; Anouar Chaouch, Statistician; Soumaila Karambiri, Statistical Assistant; Regis Hauhouot Stephane, Statistical Assistant and Desire Lakpa Guy, Statistical Assistant, under the supervision of Louis Kouakou, Division Manager ECST.1 and the guidance of Charles Leyeka Lufumpa, Acting Chief Economist and Vice President for ECVP.

For more information on Covid-19, please visit the Bank's Africa Information Highway
<https://africacovid.opendataforafrica.org/>.

Contents

	Page
Highlights of the Covid-19 Situation in Africa as of September 20, 2020	1
Data Annexes: Africa	3
Highlights of the Covid-19 Situation in Central Africa as of September 20, 2020	5
Data Annexes: Central Africa	6
Highlights of the Covid-19 Situation in East Africa as of September 20, 2020	8
Data Annexes: East Africa	9
Highlights of the Covid-19 Situation in North Africa as of September 20, 2020	11
Data Annexes: North Africa	12
Highlights of the Covid-19 Situation in Southern Africa as of September 20, 2020	14
Data Annexes: Southern Africa	15
Highlights of the Covid-19 Situation in West Africa as of September 20, 2020	17
Data Annexes: West Africa	18

Highlights of the Covid-19 Situation in Africa as of September 20, 2020²

- **Globally, the total number of confirmed Covid-19 cases reached 30,929,163 as of September 20, 2020, the majority of which (50.5%) were in the Americas, followed by Asia (30.2%) and Europe (14.7%).** The number of new cases reported globally in the review week amounted to 1,934,922. To date, 21,175,370 cases have recovered, representing 68.5% of confirmed Covid-19 cases. The number of global deaths reached 959,528 of which 36,793 were recorded in the past week. The number of global active cases stands at 8,794,265.
- **Africa accounted for 4.6% of the total global cases, 3.5% of deaths, 5.4% of recovered cases and 2.5% of active cases, as of September 20, 2020.** In Africa, the number of active cases has been falling over the past six weeks, as a result of a higher number recoveries compared to the number of newly recorded cases.
- **As of Sunday September 20, 2020, more than 14.2 million people had been tested for Covid-19 in Africa, of which over 1 million tests were conducted in the week under review.** The majority (28.3%) of these tests were conducted in South Africa followed by Morocco (16.8%), Ethiopia (8.4%), Egypt (4.4%), Kenya (3.5%), Nigeria (3.4%) and Rwanda (3.3%), which collectively accounted for 68.1% of the tests conducted in Africa.
- **Considering tests in relation to population size, Mauritius leads with 188,088 tests per 1 million people,** followed by Cabo Verde (142,012), Djibouti (74,978), South Africa (68,143), Botswana (66,360), Gabon (66,350) and Morocco (64,727). The average tests per 1 million people in Africa, stands at 10,652, which is an increase of 8.3% over the past week.
- **Tests per case in Africa stand at 10.1 as of September 20, 2020, indicating that there is one confirmed case for every 10 tests conducted, compared to 19.4 global average.** Regionally, the values for tests per case were 19.8 for East Africa, 14.5 for Central Africa, 12.1 for North Africa, 10.9 for West Africa and 6.9 for Southern Africa.
- **As of September 20, 2020, the total number of confirmed cases in Africa reached 1,407,667.** The majority of these cases (52.3%) were reported in Southern Africa, followed by North Africa at 21.3%, West Africa at 12.2% and East Africa at 10.2%. Central Africa is the relatively less affected region with 3.9% of the total cases in Africa. Southern Africa was the region with the highest number of cases, with 89.8% of those cases reported in the nation of South Africa; the remaining countries of the region are among the least affected.
- **South Africa, Egypt, Morocco, Ethiopia, Nigeria, Algeria, Ghana and Kenya together account for 79.8% of the cases in Africa, as of September 20, 2020.** Five countries with the least number of cases are the Seychelles, Eritrea, Mauritius, Comoros and Burundi; cases ranging between 141 in Seychelles and 473 in Burundi. Considering population size, South Africa, Cabo Verde, Djibouti, Eswatini and São Tomé and Príncipe are the five countries with the highest

² Tanzania has not released data on Covid-19 since May 08, 2020.

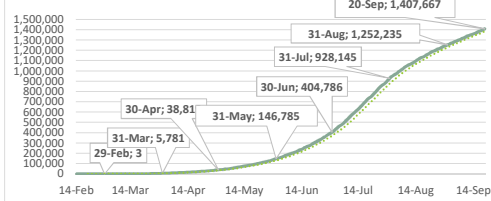
number of confirmed cases per million people; rates ranging from 11,292 in South Africa to 4,223 in São Tomé and Príncipe.

- **In the week under review, a total of 54,287 new cases were reported in Africa, which is a 1% increase compared to the new cases recorded in the previous week. These new cases in Africa account for 2.8% of the weekly new cases recorded globally.** The North Africa region accounted for 49.7% of the weekly new cases in Africa, followed by Southern Africa (29.4%), East Africa (13.1%), West Africa (6.6%), and Central Africa (1.1%).
- **As of September 20, 2020, a total of 33,956 deaths had been reported in Africa since the start of the pandemic, of which 51.2% were in Southern Africa, 29.6% in North Africa, 8.6% in East Africa, 7.6% in West Africa and 3.1% in Central Africa.** South Africa, Egypt, Morocco, Algeria, Nigeria and Ethiopia are the six countries with the highest reported deaths due to Covid-19. A total of 1,334 new deaths were reported in the week under review, which is a decline of 0.3% compared to the preceding week. As of September 20, 2020, Eritrea and the Seychelles are the only countries in Africa not to have reported any deaths since the onset of the pandemic.
- **The case fatality rate (CFR), deaths per confirmed cases, for Africa stands at 2.4% in the review period, which is lower than the global average of 3.1%.** However, CFR in Africa showed an increase since August 2020, compared with its level of 2.1% in July 2020, mainly reflecting the trend in the Southern Africa region, while the global average CFR is on a continuous decline. Regionally, West Africa has the lowest CFR at 1.5%, followed by Central Africa at 1.9%, East Africa at 2.0% and Southern Africa at 2.4%, while North Africa at 3.3% recorded higher CFR than the African average. Higher than or equal to the global average CFRs have been recorded in eleven African countries, namely Chad (7.0%), Sudan (6.2%), Liberia (6.1%), Niger (5.8%), Egypt (5.7%), Mali (4.2%), Angola (3.8%), Algeria (3.4%), Sierra Leone (3.3%), Gambia (3.1%) and Malawi (3.1%)
- **As of September 20, 2020, the number of recovered cases in Africa reached 1,153,351, which is 81.9% of its total confirmed cases.** Southern Africa and West Africa (at 88.0%), and Central Africa (86.6%) have recorded higher recovery rates than the average for Africa, while North Africa (at 76.7%) and East Africa (52.6%) showed relatively lower recovery rates. In the week under review, 53,593 newly recovered cases were reported.
- **As of September 20, 2020, the total number of active cases in Africa stands at 220,360, which is a reduction of 640 cases over the previous week.** Africa has continued to see a reduction in active cases in the past six consecutive weeks, as the numbers of recovered cases remain higher than the number of newly recorded cases within the period. In the week under review, active cases declined in all the regions except North Africa and East Africa. South Africa, Ethiopia and Morocco accounted for 51.6% of the active cases as of September 20, 2020.

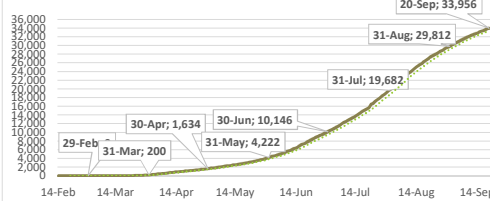
Summary of COVID-19 tracking in Africa: Situation for the week ending 20 September 2020

	Date of first case	Cases				Deaths				Recovered				Active				Test	
		Total cases	New cases for the week of	New cases for the week of	Weekly change from Previous week	Total deaths	New deaths for the week of	New deaths for the week of	Weekly change from Previous week	Total Recovered	New recovered for the week of	New recovered for the week of	Weekly change from Previous week	Active cases	New active for the week of	New active for the week of	Weekly change from Previous week	Total tests	Tests Per million People
		20 Sept.	13 Sept.	13 Sept.	13 Sept.	20 Sept.	13 Sept.	13 Sept.	13 Sept.	20 Sept.	13 Sept.	13 Sept.	13 Sept.	20 Sept.	13 Sept.	13 Sept.	13 Sept.	20 Sept.	20 Sept.
		20 Sept.	13 Sept.	13 Sept.	13 Sept.	20 Sept.	13 Sept.	13 Sept.	13 Sept.	20 Sept.	13 Sept.	13 Sept.	13 Sept.	20 Sept.	13 Sept.	13 Sept.	13 Sept.	20 Sept.	20 Sept.
World	31-Dec	30,929,163	1,934,922	1,899,054	35,868	959,528	36,793	39,657	-2,864	21,175,370	1,612,449	1,490,024	122,425	8,794,265	285,680	369,373	-83,693	600,717,730	77,066
Africa	14-Feb	1,407,667	54,287	53,734	553	33,956	1,334	1,338	-4	1,153,351	53,593	63,589	-9,996	220,360	-640	-11,193	-10,553	14,260,720	10,652
Central Africa	6-Mar	55,567	610	1,174	-564	1,055	10	10	0	48,095	656	3,237	-2,581	6,417	-56	-2,073	2,017	808,396	5,518
East Africa	13-Mar	143,798	7,135	8,227	-1,092	2,906	122	141	-19	75,576	5,122	6,703	-1,581	65,316	1,891	1,383	508	2,845,750	7,579
North Africa	14-Feb	299,633	26,992	24,088	2,904	10,036	568	483	85	229,716	22,991	30,096	-7,105	59,881	3,433	-6,491	9,924	3,622,414	17,547
Southern Africa	5-Mar	736,482	15,962	16,106	-144	17,392	585	651	-66	648,364	17,113	18,886	-1,773	70,726	-1,736	-3,431	1,695	5,112,654	23,982
West Africa	28-Feb	172,187	3,588	4,139	-551	2,567	49	53	-4	151,600	7,711	4,667	3,044	18,020	-4,172	-581	-3,591	1,871,506	4,712

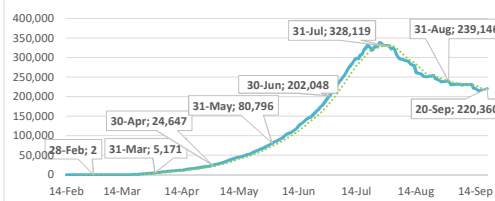
Africa: Total Cases



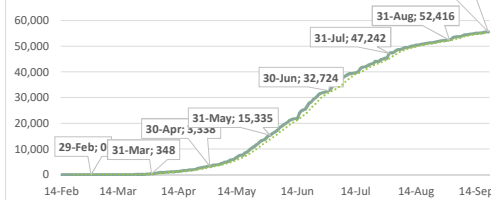
Africa: Total Deaths



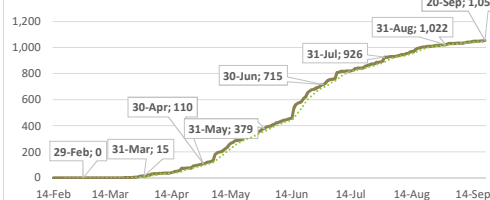
Africa: Total Active Cases



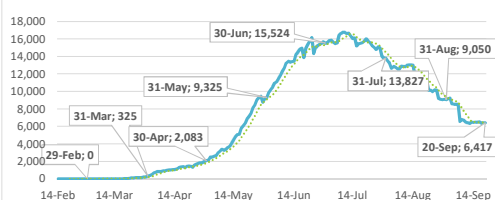
Central Africa: Total Cases



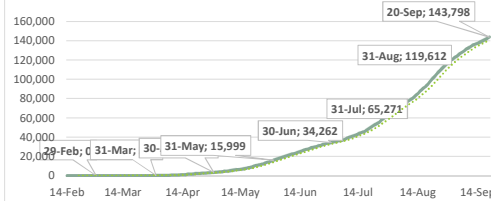
Central Africa: Total Deaths



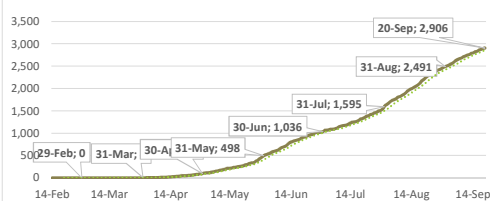
Central Africa: Total Active Cases



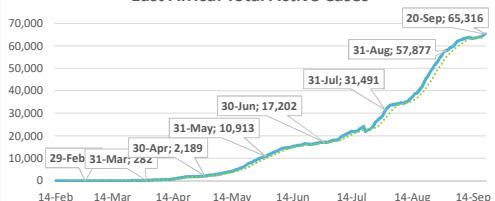
East Africa: Total Cases



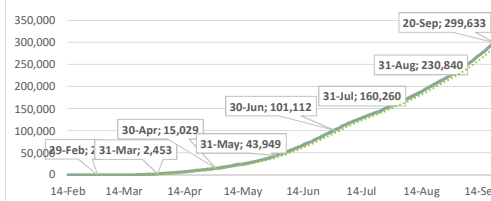
East Africa: Total Deaths



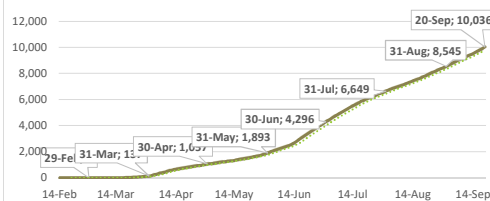
East Africa: Total Active Cases



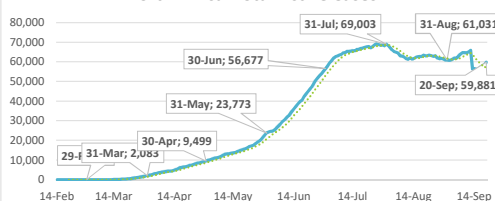
North Africa: Total Cases



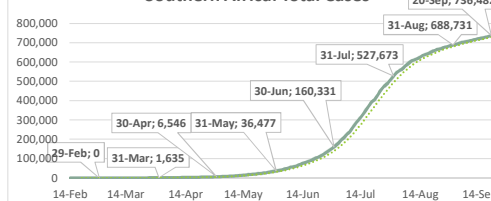
North Africa: Total Deaths



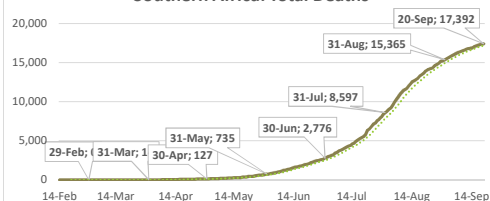
North Africa: Total Active Cases



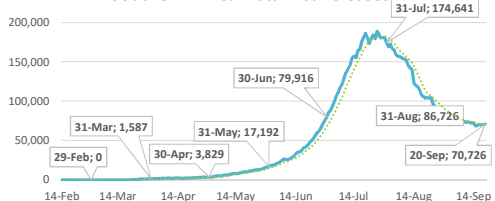
Southern Africa: Total Cases



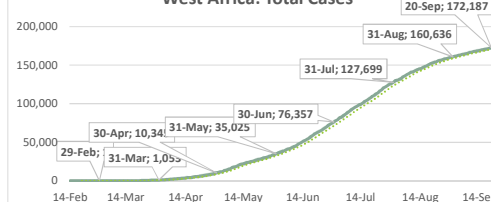
Southern Africa: Total Deaths



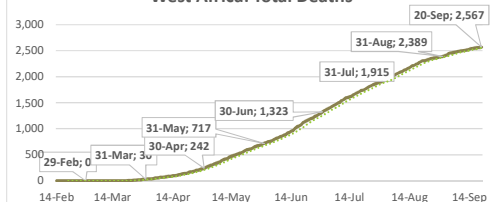
Southern Africa: Total Active Cases



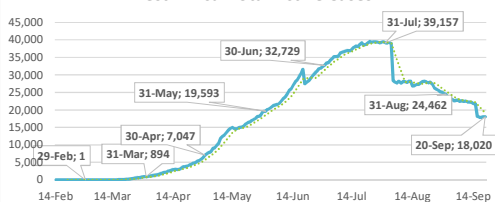
West Africa: Total Cases



West Africa: Total Deaths



West Africa: Total Active Cases



..... 7-day moving average

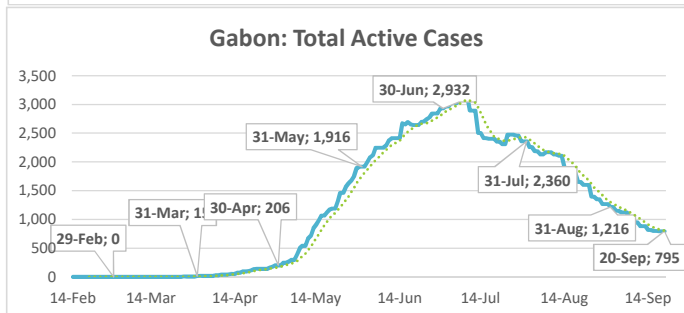
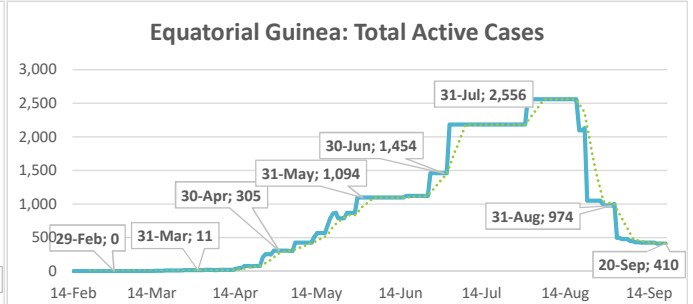
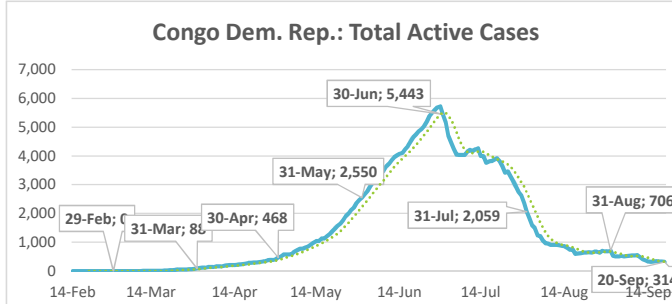
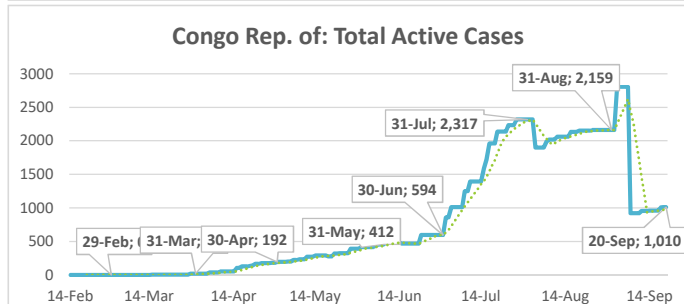
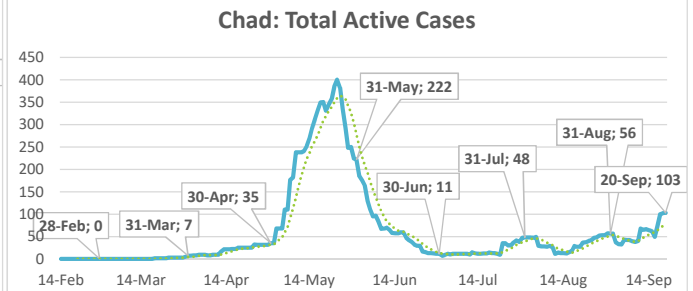
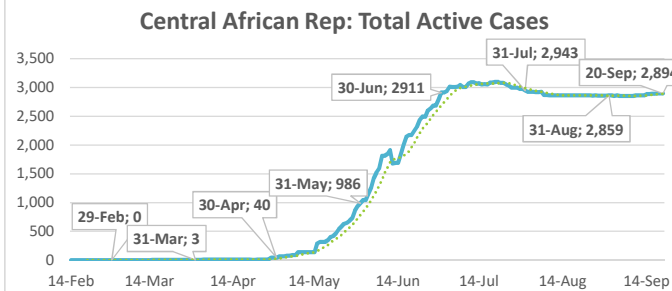
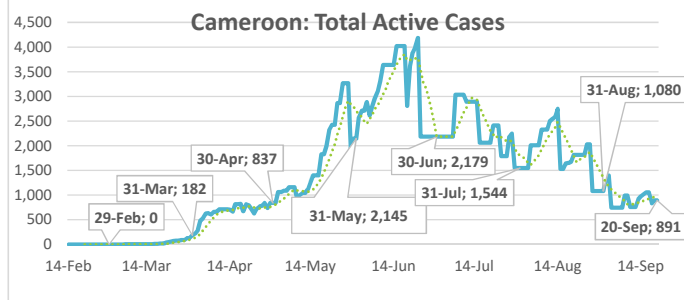
Central Africa

Highlights of the Covid-19 Situation in Central Africa as of September 20, 2020

- **As of Sunday, September 20, 2020, the number of total cases in the Central Africa region reached 55,567.** The region reported 610 new cases in the review week, which is a 48% decline compared to the new cases reported in the preceding week. The total number of deaths reported reached 1,055, recording 10 new deaths in the review week. The number of total recovered cases reached 48,095, of which 656 were newly recovered cases during the review week. The total number of active cases stands at 6,417 which is a decline of 56 cases in the review week.
- **Cameroon accounted for 36.8% of the total cases and 43.3% of the new cases in the region during the week under review.** Chad has the lowest number of total cases in the region at 1,151.
- **The average case fatality rate (CFR) for the region stands at 1.9%. The highest CFR in the region was reported in Chad at 7.0% and the lowest in Gabon at 0.6%.**

Summary of COVID-19 tracking in Central Africa: Situation for the week ending 20 September 2020

	Date of first case	Cases				Deaths				Recovered				Active				Test	
		Total cases	New cases for the week of	New cases for the week of	Weekly change	Total deaths	New deaths for the week of	New deaths for the week of	Weekly change from Previous week	Total Recovered	New recovered for the week of	New recovered for the week of	Weekly change from Previous week	Active cases	New active for the week of	New active for the week of	Weekly change from Previous week	Total tests	Tests Per million People
			20 Sept.	13 Sept.			20 Sept.	13 Sept.			20 Sept.	13 Sept.			20 Sept.	13 Sept.			
Central Africa	6-Mar	55,567	610	1,174	-564	1,055	10	10	0	48,095	656	3,237	-2,581	6,417	-56	-2,073	2,017	808,396	5,518
Cameroon	6-Mar	20,431	264	563	-299	416	1	0	1	19,124	287	389	-102	891	-24	174	-198	453,441	17,081
Central African Rep.	15-Mar	4,786	37	20	17	62	0	0	0	1,830	5	7	-2	2,894	32	13	19	31,723	6,568
Chad	19-Mar	1,151	67	45	22	81	1	1	0	967	29	20	9	103	37	24	13	25,221	1,535
Congo Rep. of	15-Mar	4,986	58	300	-242	89	1	5	-4	3,887	0	2,145	-2,145	1,010	57	-1,850	1,907	34,738	6,295
Congo Dem. Rep.	10-Mar	10,515	125	180	-55	271	7	4	3	9,930	174	317	-143	314	-56	-141	85	58,476	653
Equatorial Guinea	14-Mar	5,002	6	24	-18	83	0	0	0	4,509	19	77	-58	410	-13	-53	40	57,119	40,712
Gabon	12-Mar	8,696	53	42	11	53	0	0	0	7,848	142	282	-140	795	-89	-240	151	147,678	66,350



.....: 7-day moving average

East Africa

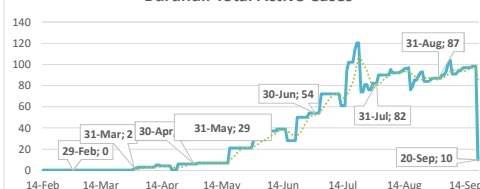
Highlights of the Covid-19 Situation in East Africa as of September 20, 2020

- **As of Sunday, September 20, 2020, the number of total cases in the East Africa region reached 143,798.** The region reported 7,135 new cases in the review week, which is 13.3% lower compared to the number of new cases reported in the preceding week. The total number of deaths reported reached 2,906, recording 122 new deaths in the review week. The number of total recovered cases reached 75,576, of which 5,122 were newly recovered cases during the review week. The total number of active cases stands at 65,316, which is an increase of 1,891 cases in the review week.
- **Ethiopia accounted for 47.9% of the total cases and 63.3% of the new cases in the region during the week under review.** Seychelles has the lowest number of total cases in the region at 141.
- **The average case fatality rate (CFR) for the region stands at 2.0%. The highest CFR in the region was reported in Sudan at 6.2% and the lowest in Eritrea and Seychelles, where no deaths have been reported to date.**

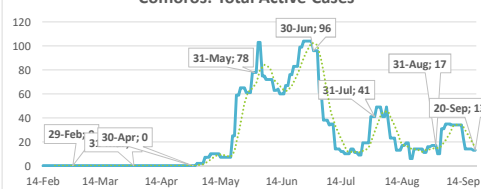
Summary of COVID-19 tracking in East Africa: Situation for the week ending 20 September 2020

	Date of first case	Cases				Deaths				Recovered				Active				Test	
		Total cases	New cases for the week of	New cases for the week of	Weekly change	Total deaths	New deaths for the week of	New deaths for the week of	Weekly change from Previous week	Total Recovered	New recovered for the week of	New recovered for the week of	Weekly change from Previous week	Active cases	New active for the week of	New active for the week of	Weekly change from Previous week	Total tests	Tests Per million People
		20 Sept.	13 Sept.	13 Sept.	13 Sept.	20 Sept.	13 Sept.	13 Sept.	13 Sept.	20 Sept.	13 Sept.	13 Sept.	13 Sept.	20 Sept.	13 Sept.	13 Sept.	13 Sept.	20 Sept.	20 Sept.
East Africa	13-Mar	143,798	7,135	8,227	-1,092	2,906	122	141	-19	75,576	5,122	6,703	-1,581	65,316	1,891	1,383	-508	2,845,750	7,579
Burundi	31-Mar	473	1	10	-9	1	0	0	0	462	88	17	-71	10	-87	-7	-80	34,140	2,871
Comoros	2-May	470	14	4	10	7	0	0	0	450	35	5	30	13	-21	-1	-20	3,025	3,479
Djibouti	18-Mar	5,403	8	7	-1	61	0	0	0	5,335	5	3	2	7	3	4	-1	74,078	74,978
Eritrea	21-Mar	364	3	31	-28	0	0	0	0	305	1	9	-8	59	2	22	-20	12,269	3,460
Ethiopia	13-Mar	68,820	4,519	5,629	-1,110	1,096	83	95	-12	28,314	3,331	3,676	-345	39,410	1,105	1,858	-753	1,202,818	10,463
Kenya	13-Mar	36,981	824	1,054	-230	648	26	25	-1	23,887	820	1,837	-1,017	12,446	-22	-808	-786	504,988	9,391
Rwanda	14-Mar	4,711	120	217	-97	26	4	3	1	2,961	405	321	84	1,724	-289	-107	-182	475,931	36,745
Seychelles	15-Mar	141	2	3	-1	0	0	0	0	136	0	9	-9	5	2	-6	8	5,200	52,874
Somalia	16-Mar	3,442	53	27	-26	98	0	1	-1	2,877	74	107	-33	467	-21	-81	60	20,516	1,291
South Sudan	5-Apr	2,642	64	34	-30	49	0	1	-1	1,290	0	0	0	1,303	64	33	31	19,433	1,736
Sudan	13-Mar	13,555	39	79	-40	836	1	2	-1	6,760	3	27	-24	5,959	35	50	-15	37,735	861
Tanzania	16-Mar	509	21	183	305	3,880	65
Uganda	21-Mar	6,287	1,488	1,132	356	63	8	14	-6	2,616	360	692	-332	3,608	1,120	426	694	451,737	9,876

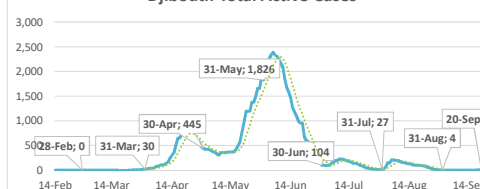
Burundi: Total Active Cases



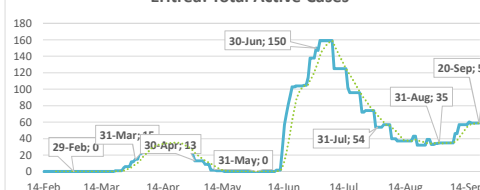
Comoros: Total Active Cases



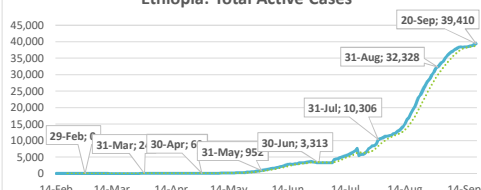
Djibouti: Total Active Cases



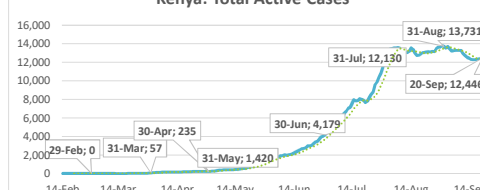
Eritrea: Total Active Cases



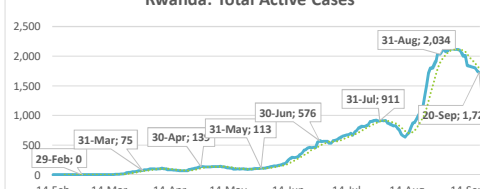
Ethiopia: Total Active Cases



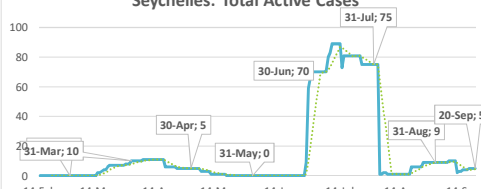
Kenya: Total Active Cases



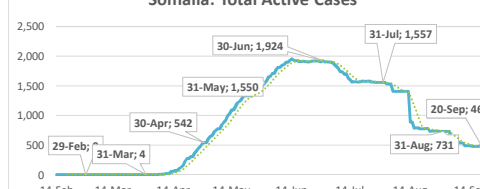
Rwanda: Total Active Cases



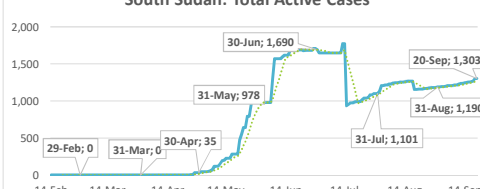
Seychelles: Total Active Cases



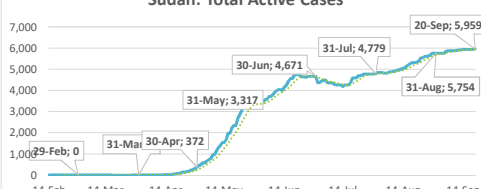
Somalia: Total Active Cases



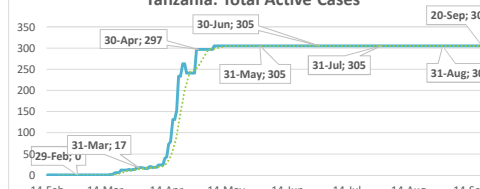
South Sudan: Total Active Cases



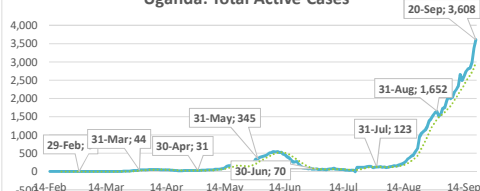
Sudan: Total Active Cases



Tanzania: Total Active Cases



Uganda: Total Active Cases



.....: 7-day moving average

North Africa

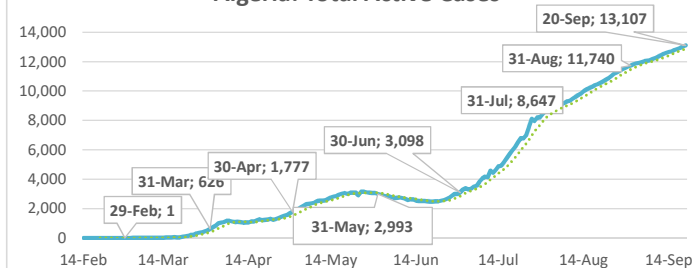
Highlights of the Covid-19 Situation in North Africa as of September 20, 2020

- **As of Sunday, September 20, 2020, the number of total cases in the North Africa region reached 299,633.** The region reported 26,992 new cases in the review week, which is 12.1% higher compared to the new cases reported in the preceding week. The total number of deaths reported reached 10,036, recording 568 new deaths in the review week. The number of total recovered cases reached 229,716, of which 22,991 were newly recovered cases during the review week. The total number of active cases stands at 59,881 which is an increase of 3,433 cases in the review week.
- **Egypt accounted for 34.0% of the total cases, while Morocco accounted for 55.8% of the new cases in the region during the week under review.** Mauritania has the lowest number of total cases in the region at 7,368.
- **The average case fatality rate (CFR) for the region stands at 3.3%. The highest CFR in the region was reported in Egypt at 5.7% and the lowest in Tunisia at 1.5%.**

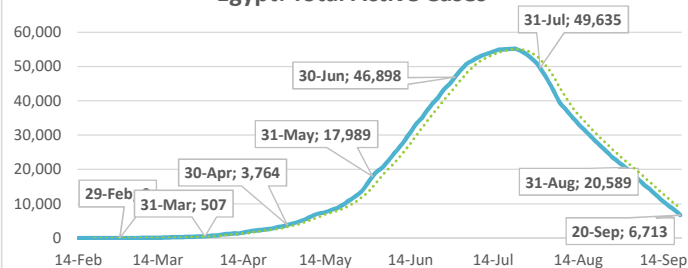
Summary of COVID-19 tracking in North Africa: Situation for the week ending 20 September 2020

	Date of first case	Cases				Deaths				Recovered				Active				Test	
		Total cases	New cases for the week of	New cases for the week of	Weekly change	Total deaths	New deaths for the week of	New deaths for the week of	Weekly change from Previous week	Total Recovered	New recovered for the week of	New recovered for the week of	Weekly change from Previous week	Active cases	New active for the week of	New active for the week of	Weekly change from Previous week	Total tests	Tests Per million People
			20 Sept.	13 Sept.			20 Sept.	13 Sept.			20 Sept.	13 Sept.			20 Sept.	13 Sept.			
North Africa	14-Feb	299,633	26,992	24,088	2,904	10,036	568	483	85	229,716	22,991	30,096	-7,105	59,881	3,433	-6,491	9,924	3,622,414	17,547
Algeria	26-Feb	49,826	1,572	1,890	-318	1,672	60	56	4	35,047	1,010	1,292	-282	13,107	502	542	-40	156,805	3,576
Egypt	14-Feb	102,015	1,006	1,146	-140	5,770	122	118	4	89,532	5,371	6,053	-682	6,713	-4,487	-5,025	538	628,965	6,146
Libya	25-Mar	27,949	5,168	5,032	136	444	82	77	5	15,068	2,885	10,102	-7,217	12,437	2,201	-5,147	7,348	179,696	26,152
Mauritania	14-Mar	7,368	92	134	-42	161	0	1	-1	6,951	126	156	-30	256	-34	-23	-11	77,592	16,688
Morocco	5-Mar	101,743	15,057	14,292	765	1,830	252	217	35	80,732	13,204	12,254	950	19,181	1,601	1,821	-220	2,389,115	64,727
Tunisia	5-Mar	10,732	4,097	1,594	2,503	159	52	14	38	2,386	395	239	156	8,187	3,650	1,341	2,309	190,241	16,097

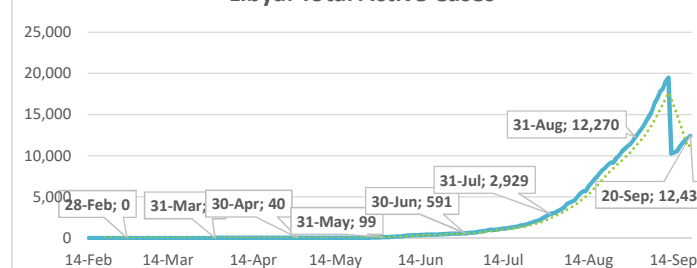
Algeria: Total Active Cases



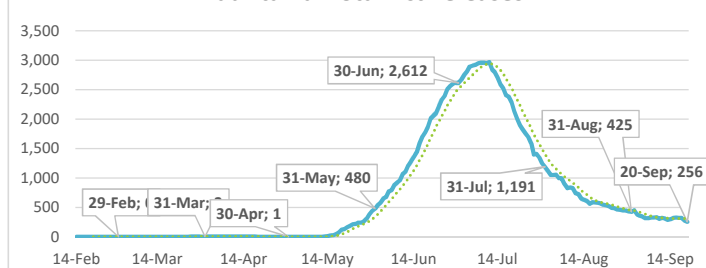
Egypt: Total Active Cases



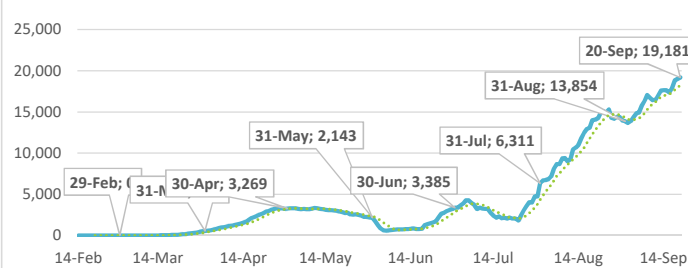
Libya: Total Active Cases



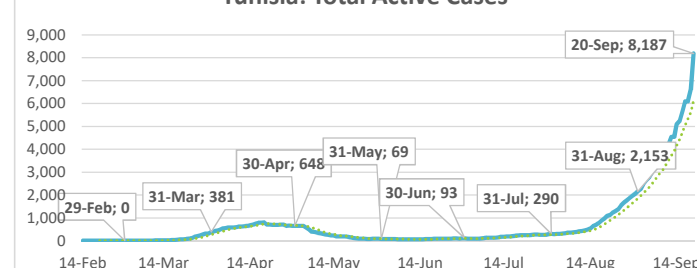
Mauritania: Total Active Cases



Morocco: Total Active Cases



Tunisia: Total Active Cases



.....: 7-day moving average

Southern Africa

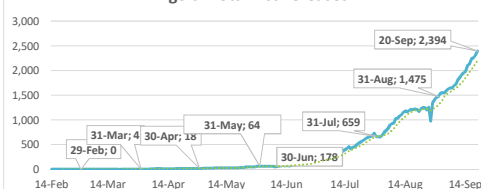
Highlights of the Covid-19 Situation in Southern Africa as of September 20, 2020

- **As of Sunday, September 20, 2020, the number of total cases in the Southern Africa region reached 736,482.** The region reported 15,962 new cases in the review week, which is 0.9% lower compared to the new cases reported in the preceding week. The total number of deaths reported reached 17,392, recording 585 new deaths in the review week. The number of total recovered cases reached 648,364, of which 17,113 were newly recovered cases during the review week. The total number of active cases stands at 70,726, which is a decline of 1,736 cases in the review week.
- **South Africa accounted for 89.8% of the total cases and 71.5% of the new cases in the region during the week under review.** Mauritius has the lowest number of total cases in the region at 366.
- **The average case fatality rate (CFR) for the region stands at 2.4%. The highest CFR in the region was reported in Angola at 3.8% and the lowest in Botswana at 0.5%.**

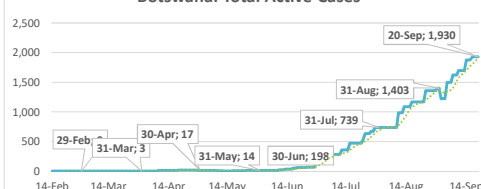
Summary of COVID-19 tracking in Southern Africa: Situation for the week ending 20 September 2020

	Date of first case	Cases				Deaths				Recovered				Active				Test	
		Total cases	New cases for the week of	New cases for the week of	Weekly change	Total deaths	New deaths for the week of	New deaths for the week of	Weekly change from Previous week	Total Recovered	New recovered for the week of	New recovered for the week of	Weekly change from Previous week	Active cases	New active for the week of	New active for the week of	Weekly change from Previous week	Total tests	Tests Per million People
		20 Sept.	13 Sept.	13 Sept.		20 Sept.	13 Sept.	13 Sept.		20 Sept.	13 Sept.	13 Sept.		20 Sept.	13 Sept.	13 Sept.			
Southern Africa	5-Mar	736,482	15,962	16,106	-144	17,392	585	651	-66	648,364	17,113	18,886	-1,773	70,726	-1,736	-3,431	1,695	5,112,654	23,982
Angola	27-Mar	3,991	603	423	180	152	18	17	1	1,445	144	103	41	2,394	441	303	138	67,623	2,058
Botswana	16-Mar	2,567	315	250	65	13	3	2	1	624	78	53	25	1,930	234	195	39	156,054	66,360
Eswatini	14-Mar	5,269	194	222	-28	104	6	4	2	4,624	395	278	117	541	-207	-60	-147	42,528	36,657
Lesotho	13-May	1,424	179	97	82	33	0	2	-2	754	226	0	226	637	-47	95	-142	17,865	8,339
Madagascar	20-Mar	16,053	296	438	-142	223	12	11	1	14,646	278	229	49	1,184	6	198	-192	74,547	2,692
Malawi	2-Apr	5,731	41	76	-35	179	2	2	0	4,040	309	180	129	1,512	-270	-106	-164	50,583	2,644
Mauritius	18-Mar	366	5	5	0	10	0	0	0	338	3	0	3	18	2	5	3	239,204	188,088
Mozambique	27-Mar	6,771	1,502	825	677	43	8	8	0	3,622	662	345	317	3,106	832	472	360	124,785	3,992
Namibia	14-Mar	10,377	658	1,034	-376	112	11	12	-1	8,033	1,490	2,757	-1,267	2,232	-843	-1,735	892	88,686	34,903
São Tomé & Príncipe	6-Apr	908	2	8	-6	15	0	0	0	878	12	7	5	15	-10	1	-11	6,193	28,258
South Africa	5-Mar	661,211	11,418	11,276	142	15,953	506	558	-52	590,071	12,165	14,015	-1,850	55,187	-1,253	-3,297	2,044	4,041,453	68,143
Zambia	18-Mar	14,131	592	763	-171	330	18	17	1	13,365	1,105	586	519	436	-531	160	-691	139,948	7,613
Zimbabwe	25-Mar	7,683	157	689	-532	225	1	18	-17	5,924	246	333	-87	1,534	-90	338	-428	63,185	4,251

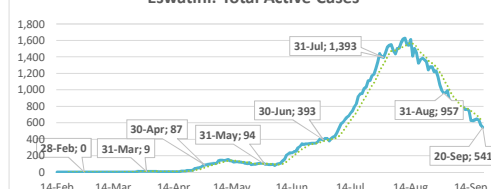
Angola: Total Active Cases



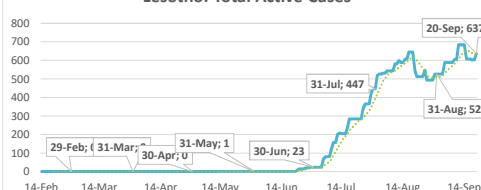
Botswana: Total Active Cases



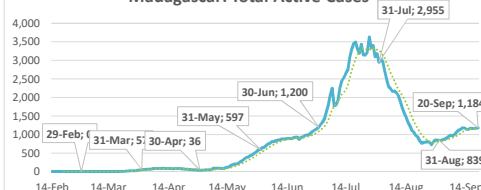
Eswatini: Total Active Cases



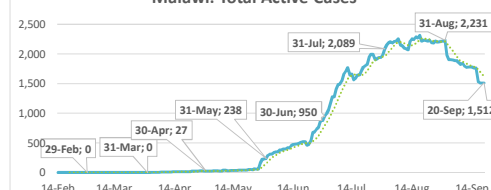
Lesotho: Total Active Cases



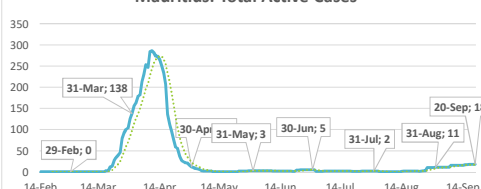
Madagascar: Total Active Cases



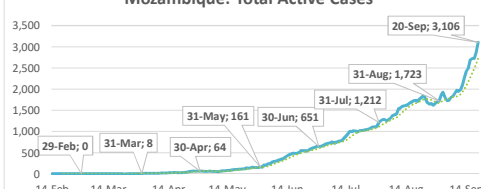
Malawi: Total Active Cases



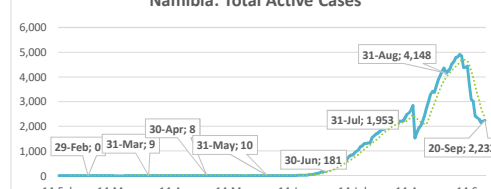
Mauritius: Total Active Cases



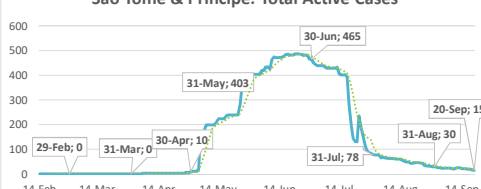
Mozambique: Total Active Cases



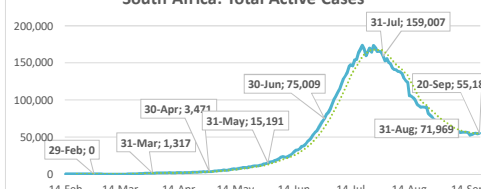
Namibia: Total Active Cases



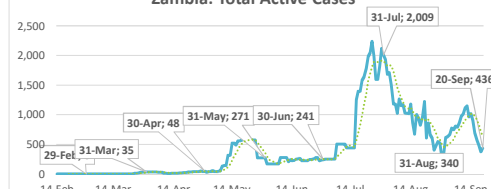
São Tomé & Príncipe: Total Active Cases



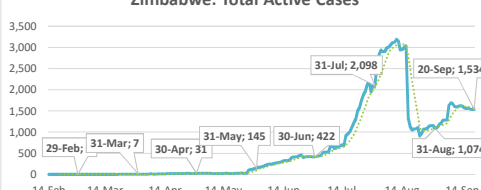
South Africa: Total Active Cases



Zambia: Total Active Cases



Zimbabwe: Total Active Cases



..... 7-day moving average

West Africa

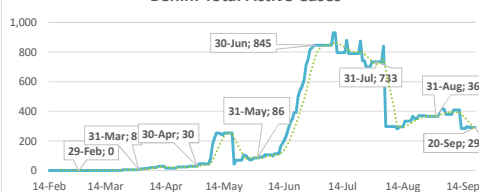
Highlights of the Covid-19 Situation in West Africa as of September 20, 2020

- **As of Sunday, September 20, 2020, the number of total cases in the West Africa region reached 172,187.** The region reported 3,588 new cases in the review week, which is 13.3% lower compared to the new cases reported in the preceding week. The total number of deaths reported reached 2,567, recording 49 new deaths in the review week. The number of total recovered cases reached 151,600, of which 7,711 were newly recovered cases during the review week. The total number of active cases stands at 18,020, which is a decline of 4,172 cases in the review week.
- **Nigeria accounted for 33.2% of the total cases and 27.5% of the new cases in the region during the week under review.** Niger has the lowest number of total cases in the region at 1,188.
- **The average case fatality rate (CFR) for the region stands at 1.5%. The highest CFRs in the region are reported in Liberia at 6.1% and the lowest in Guinea, Ghana, and Côte d'Ivoire at 0.6%.**

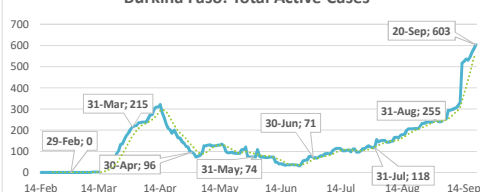
Summary of COVID-19 tracking in West Africa: Situation for the week ending 20 September 2020

	Date of first case	Cases				Deaths				Recovered				Active				Test	
		Total cases	New cases for the week of	New cases for the week of	Weekly change	Total deaths	New deaths for the week of	New deaths for the week of	Weekly change from Previous week	Total Recovered	New recovered for the week of	New recovered for the week of	Weekly change from Previous week	Active cases	New active for the week of	New active for the week of	Weekly change from Previous week	Total tests	Tests Per million People
		20 Sept.	13 Sept.	20 Sept.	13 Sept.	20 Sept.	13 Sept.	20 Sept.	13 Sept.	20 Sept.	13 Sept.	20 Sept.	13 Sept.	20 Sept.	13 Sept.	20 Sept.	13 Sept.	20 Sept.	13 Sept.
West Africa	28-Feb	172,187	3,588	4,139	-551	2,567	49	53	-4	151,600	7,711	4,667	3,044	18,020	-4,172	-581	-3,591	1,871,506	4,712
Benin	16-Mar	2,280	13	54	-41	40	0	0	0	1,950	8	149	-141	290	5	-95	100	169,063	13,945
Burkina Faso	9-Mar	1,846	139	255	-116	56	0	1	-1	1,187	52	32	20	603	87	222	-135	42,232	2,020
Cabo Verde	20-Mar	5,257	444	483	-39	51	7	2	-5	4,599	480	491	-11	607	-43	-10	-33	78,957	142,012
Côte d'Ivoire	11-Mar	19,320	307	425	-118	120	0	1	-1	18,460	348	640	-292	740	-41	-216	175	152,527	5,782
Gambia, The	18-Mar	3,526	121	208	-87	108	5	4	-1	1,992	269	408	-139	1,426	-153	-204	51	14,749	6,103
Ghana	12-Mar	46,004	570	657	-87	297	11	3	-8	45,153	811	649	162	554	-252	5	-257	469,176	15,099
Guinea	13-Mar	10,325	280	247	-33	64	1	2	-1	9,692	400	364	36	569	-121	-119	-2	80,576	6,135
Guinea-Bissau	27-Mar	2,303	28	30	-2	39	0	1	-1	1,127	0	0	0	1,137	28	29	-1	18,436	9,368
Liberia	16-Mar	1,335	16	12	-4	82	0	0	0	1,216	6	28	-22	37	10	-16	26	17,874	3,534
Mali	25-Mar	3,013	89	82	-7	128	0	1	-1	2,372	87	47	40	513	2	34	-32	49,394	2,439
Niger	20-Mar	1,188	8	3	-5	69	0	0	0	1,104	0	13	-13	15	8	-10	18	20,589	851
Nigeria	28-Feb	57,242	986	1,251	-265	1,098	16	25	-9	48,569	4,417	1,139	3,278	7,575	-3,447	87	-3,534	482,321	2,340
Senegal	2-Mar	14,714	434	293	-141	302	5	7	-2	11,260	740	598	142	3,152	-311	-312	-1	166,523	9,945
Sierra Leone	31-Mar	2,168	59	55	-4	72	0	1	-1	1,650	14	25	-11	446	45	29	16	25,976	3,256
Togo	6-Mar	1,666	94	84	-10	41	4	5	-1	1,269	79	84	-5	356	11	-5	16	83,113	10,039

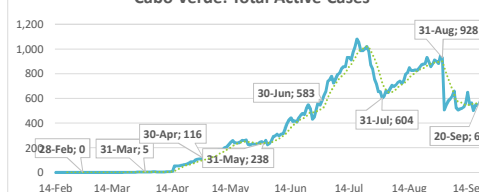
Benin: Total Active Cases



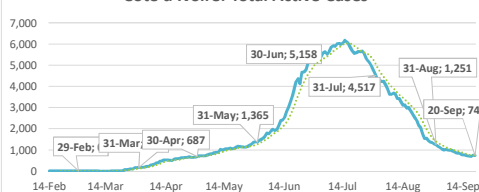
Burkina Faso: Total Active Cases



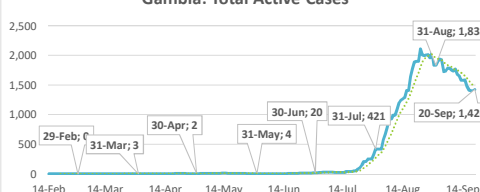
Cabo Verde: Total Active Cases



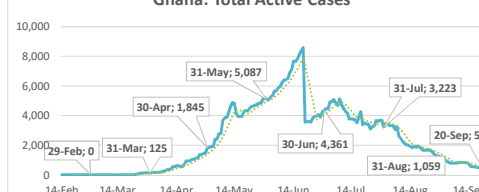
Côte d'Ivoire: Total Active Cases



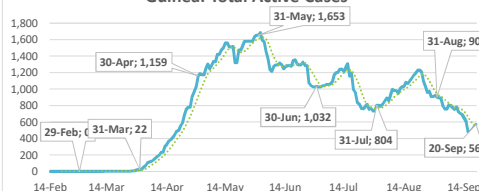
Gambia: Total Active Cases



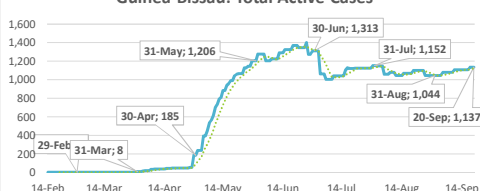
Ghana: Total Active Cases



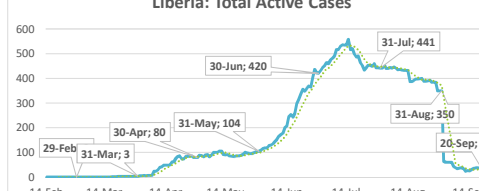
Guinea: Total Active Cases



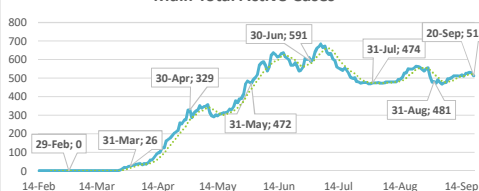
Guinea-Bissau: Total Active Cases



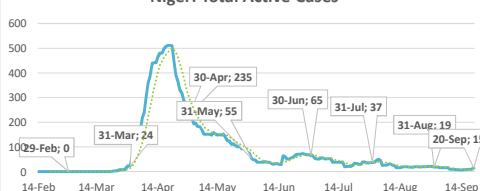
Liberia: Total Active Cases



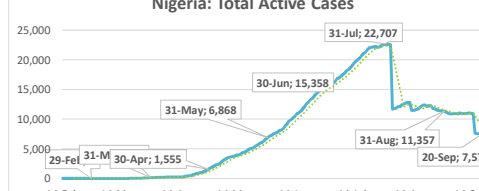
Mali: Total Active Cases



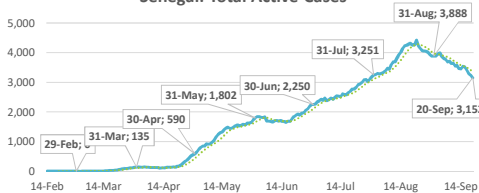
Niger: Total Active Cases



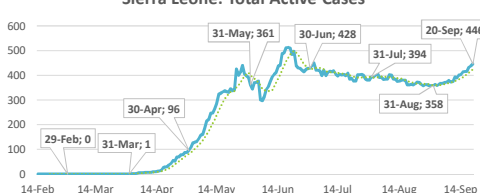
Nigeria: Total Active Cases



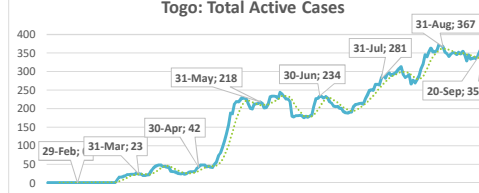
Senegal: Total Active Cases



Sierra Leone: Total Active Cases



Togo: Total Active Cases



.....: 7-day moving average