



AFRICAN DEVELOPMENT BANK GROUP

Weekly Data Flash on Covid-19 in Africa¹:

The situation as of Sunday September 27, 2020

Statistics Department (ECST)

¹ This briefing note has been prepared by Roza Mamuye Bora, Senior Statistician; Anouar Chaouch, Statistician; Soumaila Karambiri, Statistical Assistant; Regis Hauhouot Stephane, Statistical Assistant and Desire Lakpa Guy, Statistical Assistant, under the supervision of Louis Kouakou, Division Manager ECST.1 and the guidance of Charles Leyeka Lufumpa, Acting Chief Economist and Vice President for ECVP.

For more information on Covid-19, please visit the Bank's Africa Information Highway
<https://africacovid.opendataforafrica.org/>.

Contents

	Page
Highlights of the Covid-19 Situation in Africa as of September 27, 2020	1
Data Annexes: Africa	3
Highlights of the Covid-19 Situation in Central Africa as of September 27, 2020	5
Data Annexes: Central Africa	6
Highlights of the Covid-19 Situation in East Africa as of September 27, 2020	8
Data Annexes: East Africa	9
Highlights of the Covid-19 Situation in North Africa as of September 27, 2020	11
Data Annexes: North Africa	12
Highlights of the Covid-19 Situation in Southern Africa as of September 27, 2020	14
Data Annexes: Southern Africa	15
Highlights of the Covid-19 Situation in West Africa as of September 27, 2020	17
Data Annexes: West Africa	18

Highlights of the Covid-19 Situation in Africa as of September 27, 2020²

- **Globally, the total number of confirmed Covid-19 cases reached 32,994,213 as of September 27, 2020, the majority of which (30.9%) were in Asia, followed by North America (25.7%), South America (23.9%) and Europe (15.0%).** The number of new cases reported globally in the review week amounted to 2,065,050. To date, 22,866,271 cases have recovered, representing 69.3% of confirmed Covid-19 cases. The number of global deaths reached 996,682, of which 37,154 were recorded in the past week. The number of global active cases stands at 9,131,260.
- **Africa accounted for 4.4% of the total global cases, 3.5% of deaths, 5.3% of recovered cases and 2.4% of active cases as of September 27, 2020.** In Africa, the number of active cases has been falling over the past seven weeks as a result of a higher number of recoveries compared to the number of newly recorded cases.
- **As of Sunday September 27, 2020, almost 14.9 million people had been tested for Covid-19 in Africa, of which over 0.6 million tests were conducted in the week under review.** The majority (27.8%) of these tests were conducted in South Africa, followed by Morocco (17.1%), Ethiopia (8.4%), Egypt (4.2%), Kenya (3.6%), Nigeria (3.4%) and Rwanda (3.3%), which collectively accounted for 67.8% of the tests conducted in Africa.
- **Considering tests in relation to population size, Mauritius leads with 193,688 tests per 1 million people,** followed by Cabo Verde (142,012), Djibouti (77,000), Botswana (76,433), Gabon (73,353), South Africa (69,863) and Morocco (69,177). The average tests per 1 million people in Africa, stands at 11,125, which is an increase of 4.4% over the past week.
- **Tests per case in Africa stand at 10.2 as of September 27, 2020, indicating that there is one confirmed case for every 10 tests conducted, compared to 19.3 global average.** Regionally, the values for tests per case were 19.7 for East Africa, 14.8 for Central Africa, 11.7 for North Africa, 11.2 for West Africa and 7.0 for Southern Africa.
- **As of September 27, 2020, the total number of confirmed cases in Africa reached 1,460,319.** More than half of these cases (51.4%) were reported in Southern Africa, followed by North Africa at 22.4%, West Africa at 12.0% and East Africa at 10.3%. Central Africa is the least affected region, with 3.8% of the total cases in Africa. Southern Africa was the region with the highest number of cases, with 89.4% of those cases reported in the nation of South Africa; the remaining countries of the region being among the least affected.
- **South Africa, Morocco, Egypt, Ethiopia, Nigeria, Algeria, Ghana, Kenya and Libya together account for 81.5% of the cases in Africa, as of September 27, 2020.** Five countries with the least number of cases are the Seychelles, Mauritius, Eritrea, Comoros and Burundi; cases ranging between 143 in Seychelles and 485 in Burundi. Considering population size, South Africa, Cabo Verde, Djibouti, Libya and Eswatini are the five countries with the highest number

² Tanzania has not released data on Covid-19 since May 08, 2020.

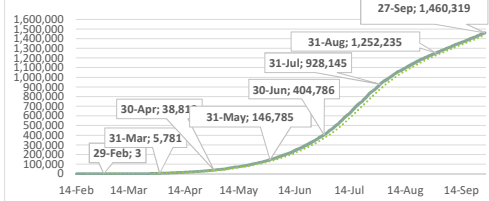
of confirmed cases per million people; rates ranging from 11,455 in South Africa to 4,331 in Eswatini.

- **In the week under review, a total of 52,652 new cases were reported in Africa, which is a 3.0% decline compared to the new cases recorded in the previous week. These new cases in Africa account for 2.5% of the weekly new cases recorded globally.** The North Africa region accounted for 53.0% of the weekly new cases in Africa, followed by Southern Africa (26.0%), East Africa (13.8%), West Africa (6.1%), and Central Africa (1.0%).
- **As of September 27, 2020, a total of 35,163 deaths had been reported in Africa since the start of the pandemic, of which 50.9% were in Southern Africa, 30.0% in North Africa, 8.6% in East Africa, 7.4% in West Africa and 3.0% in Central Africa.** South Africa, Egypt, Morocco, Algeria, Ethiopia and Nigeria are the six countries with the highest reported deaths due to Covid-19. A total of 1,207 new deaths were reported in the week under review, which is a decline of 9.5% compared to the preceding week. As of September 27, 2020, Eritrea and the Seychelles are the only countries in Africa not to have reported any deaths since the onset of the pandemic.
- **The case fatality rate (CFR), deaths per confirmed cases, for Africa stands at 2.4% in the review period, which is lower than the global average of 3.0%.** However, the CFR in Africa has increased since August 2020, compared with its level of 2.1% in July 2020, mainly reflecting the trend in the Southern Africa region, while the global average CFR is on a continuous decline. Regionally, West Africa has the lowest CFR at 1.5%, followed by Central Africa at 1.9%, East Africa at 2.0% and Southern Africa at 2.4%, while North Africa at 3.2% recorded higher CFR than the African average. Higher than or equal to the global average CFRs have been recorded in eleven African countries, namely Chad (7.1%), Sudan (6.1%), Liberia (6.1%), Niger (5.8%), Egypt (5.7%), Mali (4.2%), Angola (3.7%), Algeria (3.4%), Sierra Leone (3.3%), Gambia (3.1%) and Malawi (3.1%)
- **As of September 27, 2020, the number of recovered cases in Africa reached 1,207,254, which is 82.7% of its total confirmed cases.** West Africa (89.1%), Southern Africa (88.7%) and Central Africa (87.2%) have recorded higher recovery rates than the average for Africa, while North Africa (78.4%) and East Africa (52.7%) showed relatively lower recovery rates. In the week under review, 53,903 newly recovered cases were reported.
- **As of September 27, 2020, the total number of active cases in Africa stands at 217,902, which is a reduction of 2,458 cases over the previous week.** Africa has continued to see a reduction in active cases in the past seven consecutive weeks, as the numbers of recovered cases remain higher than the number of newly recorded cases within the period. In the week under review, active cases declined in all regions except North Africa and East Africa. Three countries, namely South Africa, Ethiopia and Morocco accounted for 51.6% of the active cases as of September 27, 2020.

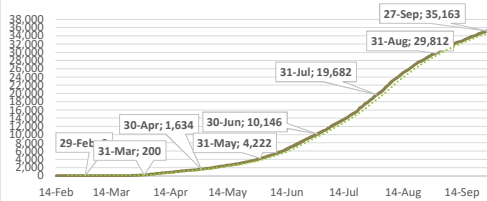
Summary of COVID-19 tracking in Africa: Situation for the week ending 27 September 2020

	Date of first case	Cases				Deaths				Recovered				Active				Test	
		Total cases	New cases for the week of	New cases for the week of	Weekly change from Previous week	Total deaths	New deaths for the week of	New deaths for the week of	Weekly change from Previous week	Total Recovered	New recovered for the week of	New recovered for the week of	Weekly change from Previous week	Active cases	New active for the week of	New active for the week of	Weekly change from Previous week	Total tests	Tests Per million People
		27 Sept.	20 Sept.	20 Sept.	20 Sept.	27 Sept.	20 Sept.	20 Sept.	20 Sept.	27 Sept.	20 Sept.	20 Sept.	20 Sept.	27 Sept.	20 Sept.	20 Sept.	20 Sept.	27 Sept.	27 Sept.
World	31-Dec	32,994,213	2,065,050	1,934,922	130,128	996,682	37,154	36,793	361	22,866,271	1,690,901	1,612,449	78,452	9,131,260	336,995	285,680	51,315	635,314,662	81,505
Africa	14-Feb	1,460,319	52,652	54,287	-1,635	35,163	1,207	1,334	-127	1,207,254	53,903	53,593	310	217,902	-2,458	-640	-1,818	14,894,949	11,125
Central Africa	6-Mar	56,095	528	610	-82	1,061	6	10	-4	48,939	844	656	188	6,095	-322	-56	-266	831,798	5,677
East Africa	13-Mar	151,076	7,278	7,135	143	3,037	131	122	9	79,664	4,088	5,122	-1,034	68,375	3,059	1,891	1,168	2,974,544	7,922
North Africa	14-Feb	327,534	27,901	26,992	909	10,561	525	568	-43	256,761	27,045	22,991	4,054	60,212	331	3,433	-3,102	3,845,129	18,626
Southern Africa	5-Mar	750,194	13,712	15,962	-2,250	17,901	509	585	-76	665,574	17,210	17,113	97	66,719	-4,007	-1,736	-2,271	5,279,501	24,765
West Africa	28-Feb	175,420	3,233	3,588	-355	2,603	36	49	-13	156,316	4,716	7,711	-2,995	16,501	-1,519	-4,172	2,653	1,963,977	4,944

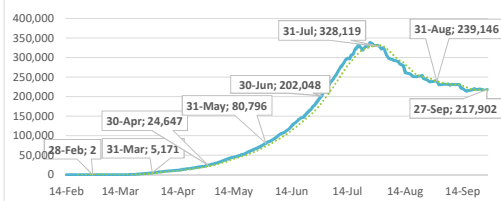
Africa: Total Cases



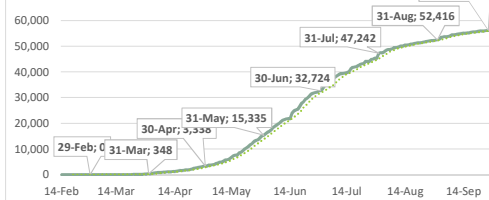
Africa: Total Deaths



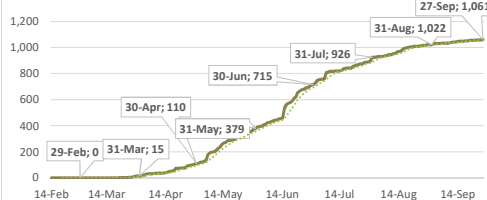
Africa: Total Active Cases



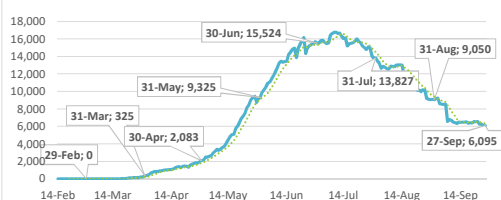
Central Africa: Total Cases



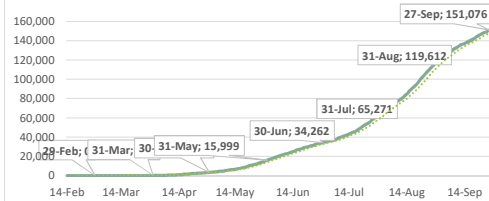
Central Africa: Total Deaths



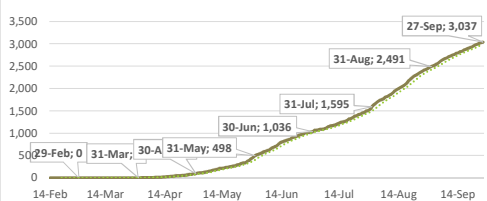
Central Africa: Total Active Cases



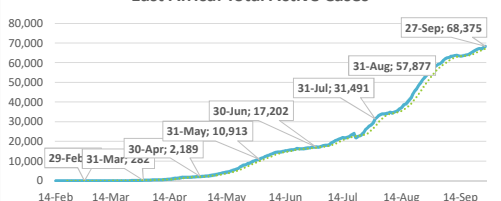
East Africa: Total Cases



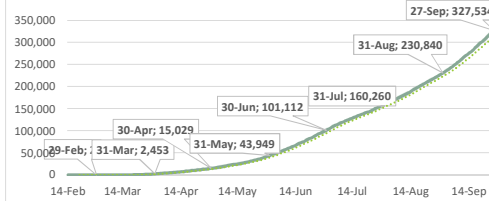
East Africa: Total Deaths



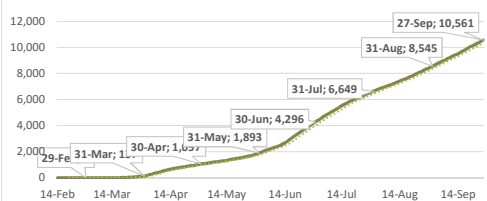
East Africa: Total Active Cases



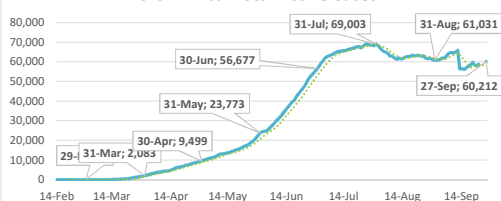
North Africa: Total Cases



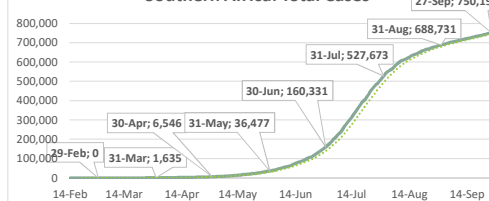
North Africa: Total Deaths



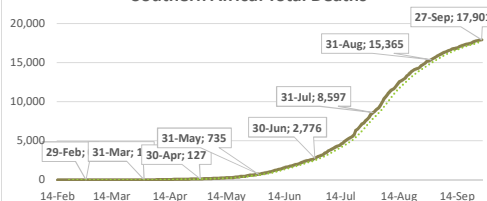
North Africa: Total Active Cases



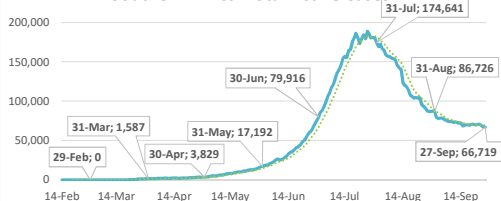
Southern Africa: Total Cases



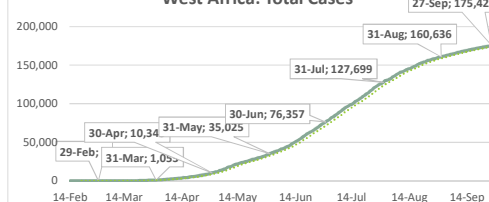
Southern Africa: Total Deaths



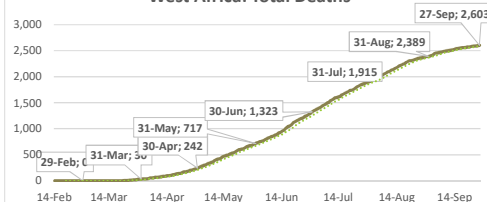
Southern Africa: Total Active Cases



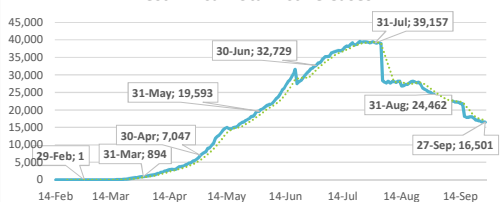
West Africa: Total Cases



West Africa: Total Deaths



West Africa: Total Active Cases



.....: 7-day moving average

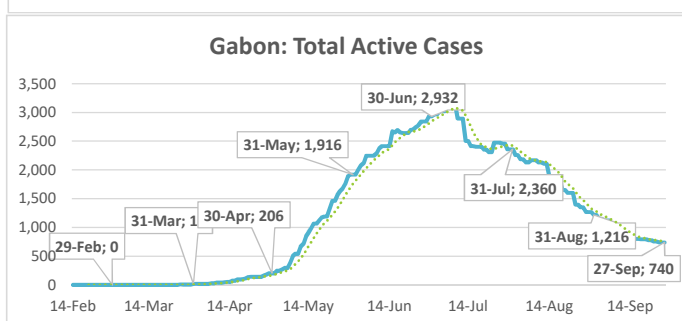
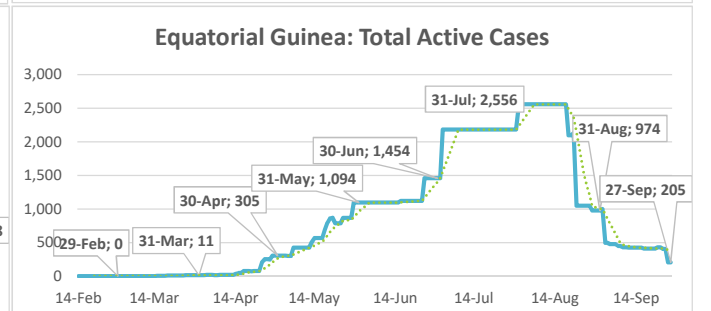
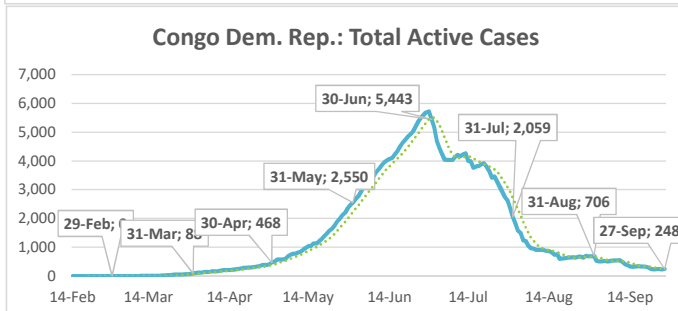
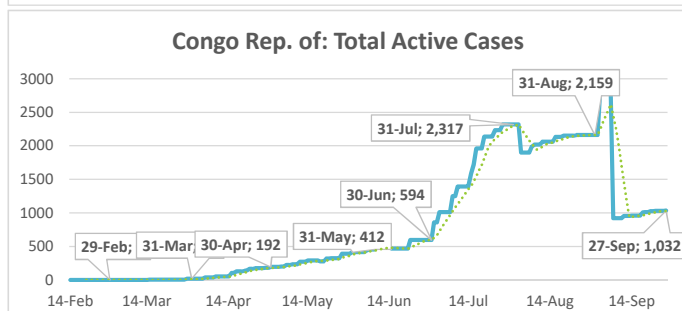
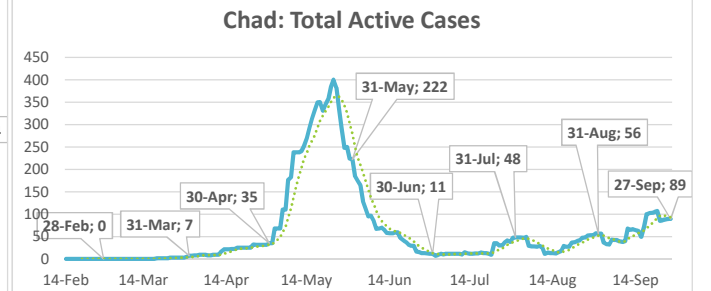
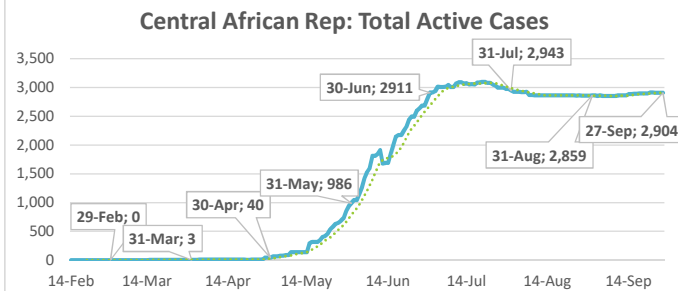
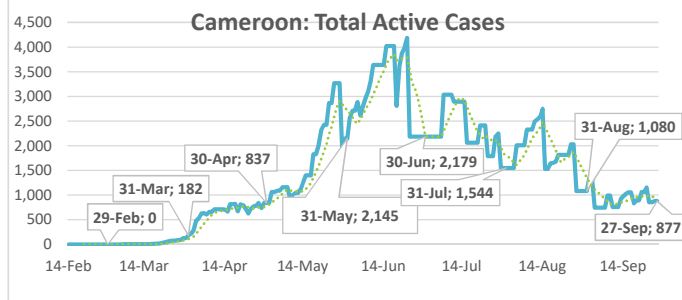
Central Africa

Highlights of the Covid-19 Situation in Central Africa as of September 27, 2020

- **As of Sunday, September 27, 2020, the number of total cases in the Central Africa region reached 56,095.** The region reported 528 new cases in the review week, which is a 13.4% decline compared to the new cases reported in the preceding week. The total number of deaths reported reached 1,061, recording 6 new deaths in the review week. The number of total recovered cases reached 48,939, of which 844 were newly recovered cases during the review week. The total number of active cases stands at 6,095, which is a decline of 322 cases in the review week.
- **Cameroon accounted for 37.0% of the total cases and 57.6% of the new cases in the region during the week under review.** Chad has the lowest number of total cases in the region at 1,178.
- **The average case fatality rate (CFR) for the region stands at 1.9%. The highest CFR in the region was reported in Chad at 7.1% and the lowest in Gabon at 0.6%.**

Summary of COVID-19 tracking in Central Africa: Situation for the week ending 27 September 2020

	Date of first case	Cases				Deaths				Recovered				Active				Test	
		Total cases	New cases for the week of	New cases for the week of	Weekly change	Total deaths	New deaths for the week of	New deaths for the week of	Weekly change from Previous week	Total Recovered	New recovered for the week of	New recovered for the week of	Weekly change from Previous week	Active cases	New active for the week of	New active for the week of	Weekly change from Previous week	Total tests	Tests Per million People
			27 Sept.	20 Sept.			27 Sept.	20 Sept.			27 Sept.	20 Sept.			27 Sept.	20 Sept.			
Central Africa	6-Mar	56,095	528	610	-82	1,061	6	10	-4	48,939	844	656	188	6,095	-322	-56	-266	831,798	5,677
Cameroon	6-Mar	20,735	304	264	40	418	2	1	1	19,440	316	287	29	877	-14	-24	10	453,441	17,081
Central African Rep.	15-Mar	4,806	20	37	-17	62	0	0	0	1,840	10	5	5	2,904	10	32	-22	32,059	6,638
Chad	19-Mar	1,178	27	67	-40	84	3	1	2	1,005	38	29	9	89	-14	37	-51	28,321	1,724
Congo Rep. of	15-Mar	5,008	22	58	-36	89	0	1	-1	3,887	0	0	0	1,032	22	57	-35	35,219	6,382
Congo Dem. Rep.	10-Mar	10,612	97	125	-28	271	0	7	-7	10,093	163	174	-11	248	-66	-56	-10	59,788	668
Equatorial Guinea	14-Mar	5,028	26	6	20	83	0	0	0	4,740	231	19	212	205	-205	-13	-192	59,706	42,556
Gabon	12-Mar	8,728	32	53	-21	54	1	0	1	7,934	86	142	-56	740	-55	-89	34	163,264	73,353



.....: 7-day moving average

East Africa

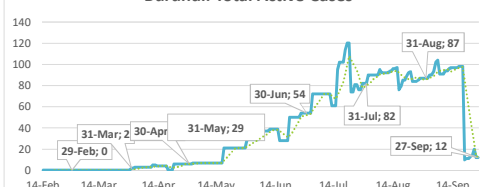
Highlights of the Covid-19 Situation in East Africa as of September 27, 2020

- **As of Sunday, September 27, 2020, the number of total cases in the East Africa region reached 151,076.** The region reported 7,278 new cases in the review week, which is a 2.0% increase compared to the number of new cases reported in the preceding week. The total number of deaths reported reached 3,037, recording 131 new deaths in the review week. The number of total recovered cases reached 79,664, of which 4,088 were newly recovered cases during the review week. The total number of active cases stands at 68,375, which is an increase of 3,059 cases in the review week.
- **Ethiopia accounted for 48.5% of the total cases and 62.0% of the new cases in the region during the week under review.** Seychelles has the lowest number of total cases in the region at 143.
- **The average case fatality rate (CFR) for the region stands at 2.0%. The highest CFR in the region was reported in Sudan at 6.1% and the lowest in Eritrea and Seychelles, where no deaths have been reported to date.**

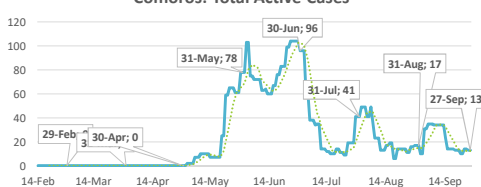
Summary of COVID-19 tracking in East Africa: Situation for the week ending 27 September 2020

	Date of first case	Cases				Deaths				Recovered				Active				Test	
		Total cases	New cases for the week of	New cases for the week of	Weekly change	Total deaths	New deaths for the week of	New deaths for the week of	Weekly change from Previous week	Total Recovered	New recovered for the week of	New recovered for the week of	Weekly change from Previous week	Active cases	New active for the week of	New active for the week of	Weekly change from Previous week	Total tests	Tests Per million People
		27 Sept.	20 Sept.	20 Sept.	20 Sept.	27 Sept.	20 Sept.	20 Sept.	20 Sept.	27 Sept.	20 Sept.	20 Sept.	20 Sept.	27 Sept.	20 Sept.	20 Sept.	20 Sept.	27 Sept.	27 Sept.
East Africa	13-Mar	151,076	7,278	7,135	143	3,037	131	122	9	79,664	4,088	5,122	-1,034	68,375	3,059	1,891	1,168	2,974,544	7,922
Burundi	31-Mar	485	12	1	11	1	0	0	0	472	10	88	-78	12	2	-87	89	37,522	3,156
Comoros	2-May	478	8	14	-6	7	0	0	0	458	8	35	-27	13	0	-21	21	3,025	3,479
Djibouti	18-Mar	5,409	6	8	-2	61	0	0	0	5,340	5	5	0	8	1	3	-2	76,076	77,000
Eritrea	21-Mar	375	11	3	8	0	0	0	0	341	36	1	35	34	-25	2	-27	12,269	3,460
Ethiopia	13-Mar	73,332	4,512	4,519	-7	1,170	74	83	-9	30,363	2,049	3,331	-1,282	41,799	2,389	1,105	1,284	1,256,182	10,927
Kenya	13-Mar	38,115	1,134	824	310	691	43	26	17	24,621	734	820	-86	12,803	357	22	379	540,308	10,048
Rwanda	14-Mar	4,820	109	120	-11	29	3	4	-1	3,099	138	405	-267	1,692	-32	-289	257	488,942	37,750
Seychelles	15-Mar	143	2	2	0	0	0	0	0	140	4	0	4	3	-2	2	-4	5,200	52,874
Somalia	16-Mar	3,588	146	53	93	99	1	0	1	2,946	69	74	-5	543	76	-21	97	20,516	1,291
South Sudan	5-Apr	2,686	44	64	-20	49	0	0	0	1,290	0	0	0	1,347	44	64	-20	19,433	1,736
Sudan	13-Mar	13,606	51	39	12	836	0	1	-1	6,764	4	3	1	6,006	47	35	12	37,735	861
Tanzania	16-Mar	509	21	183	305	3,880	65
Uganda	21-Mar	7,530	1,243	1,488	-245	73	10	8	2	3,647	1,031	360	671	3,810	202	1,120	-918	473,456	10,351

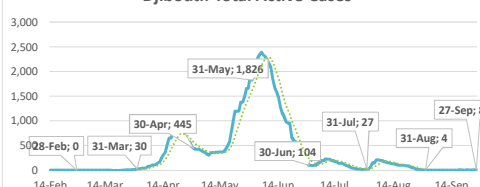
Burundi: Total Active Cases



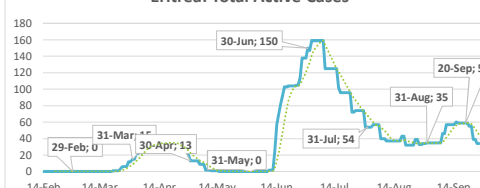
Comoros: Total Active Cases



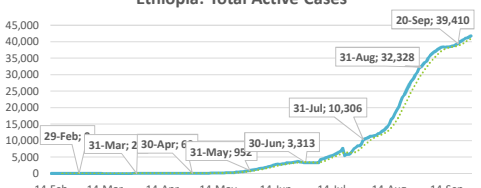
Djibouti: Total Active Cases



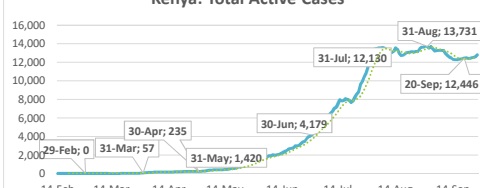
Eritrea: Total Active Cases



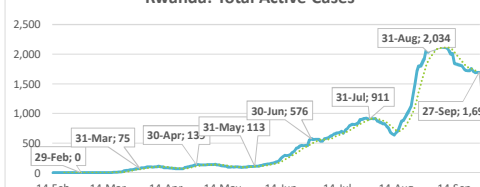
Ethiopia: Total Active Cases



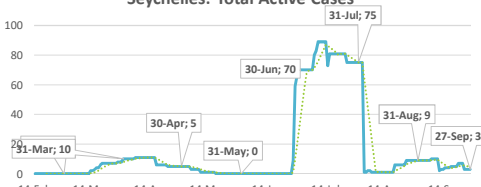
Kenya: Total Active Cases



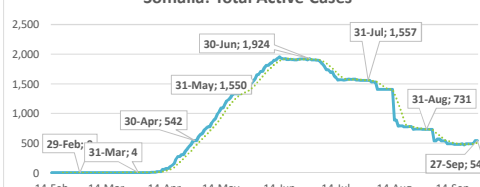
Rwanda: Total Active Cases



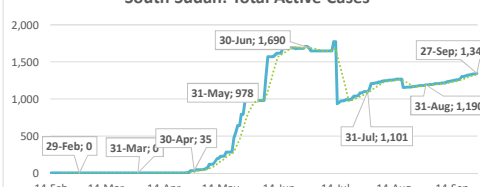
Seychelles: Total Active Cases



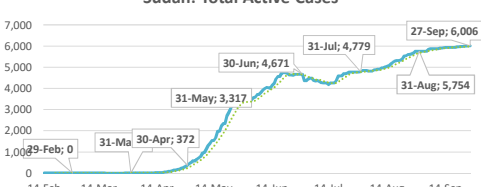
Somalia: Total Active Cases



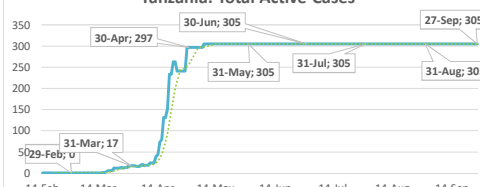
South Sudan: Total Active Cases



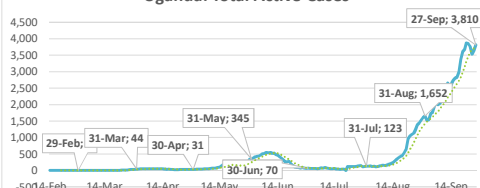
Sudan: Total Active Cases



Tanzania: Total Active Cases



Uganda: Total Active Cases



.....: 7-day moving average

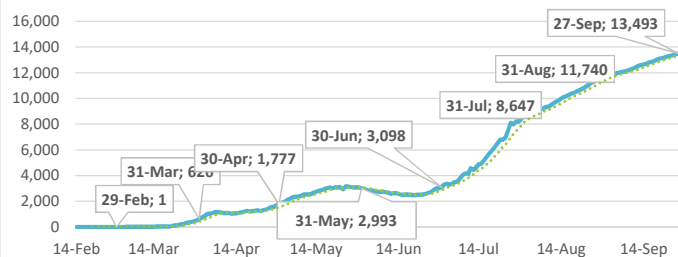
North Africa

Highlights of the Covid-19 Situation in North Africa as of September 27, 2020

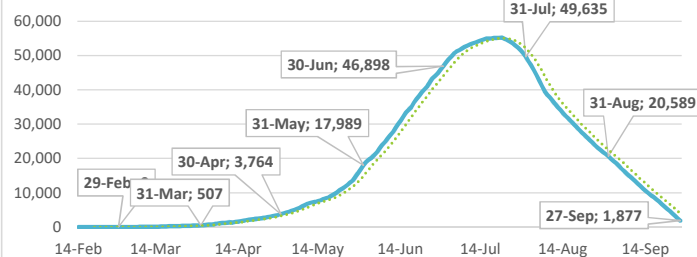
- **As of Sunday, September 27, 2020, the number of total cases in the North Africa region reached 327,534.** The region reported 27,901 new cases in the review week, which is 3.4% higher compared to the new cases reported in the preceding week. The total number of deaths reported reached 10,561, recording 525 new deaths in the review week. The number of total recovered cases reached 256,761, of which 27,045 were newly recovered cases during the review week. The total number of active cases stands at 60,212, which is an increase of 331 cases in the review week.
- **Morocco accounted for 35.9% of the total cases and 57.1% of the new cases in the region during the week under review.** Mauritania has the lowest number of total cases in the region at 7,464.
- **The average case fatality rate (CFR) for the region stands at 3.2%. The highest CFR in the region was reported in Egypt at 5.7% and the lowest in Tunisia at 1.3%.**

Summary of COVID-19 tracking in North Africa: Situation for the week ending 27 September 2020																			
	Date of first case	Cases				Deaths				Recovered				Active				Test	
		Total cases	New cases for the week of	New cases for the week of	Weekly change	Total deaths	New deaths for the week of	New deaths for the week of	Weekly change from Previous week	Total Recovered	New recovered for the week of	New recovered for the week of	Weekly change from Previous week	Active cases	New active for the week of	New active for the week of	Weekly change from Previous week	Total tests	Tests Per million People
North Africa	14-Feb	327,534	27,901	26,992	909	10,561	525	568	-43	256,761	27,045	22,991	4,054	60,212	331	3,433	-3,102	3,845,129	18,626
Algeria	26-Feb	51,067	1,241	1,572	-331	1,714	42	60	-18	35,860	813	1,010	-197	13,493	386	502	-116	156,805	3,576
Egypt	14-Feb	102,840	825	1,006	-181	5,883	113	122	-9	95,080	5,548	5,371	177	1,877	-4,836	-4,487	-349	628,965	6,146
Libya	25-Mar	32,364	4,415	5,168	-753	520	76	82	-6	18,128	3,060	2,885	175	13,716	1,279	2,201	-922	201,572	29,335
Mauritania	14-Mar	7,464	96	92	4	161	0	0	0	7,070	119	126	-7	233	-23	-34	11	79,404	17,077
Morocco	5-Mar	117,685	15,942	15,057	885	2,069	239	252	-13	95,591	14,859	13,204	1,655	20,025	844	1,601	-757	2,553,350	69,177
Tunisia	5-Mar	16,114	5,382	4,097	1,285	214	55	52	3	5,032	2,646	395	2,251	10,868	2,681	3,650	-969	225,033	19,041

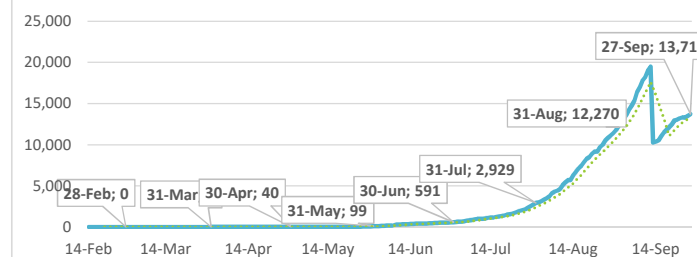
Algeria: Total Active Cases



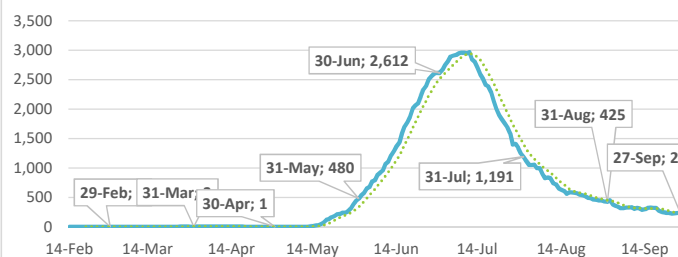
Egypt: Total Active Cases



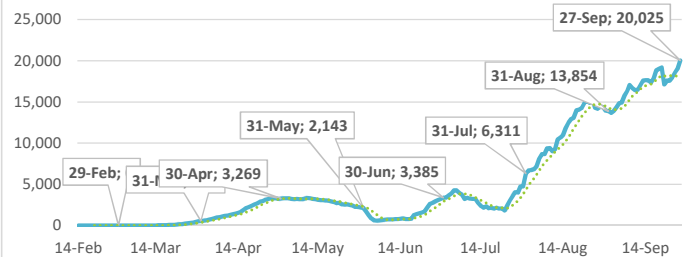
Libya: Total Active Cases



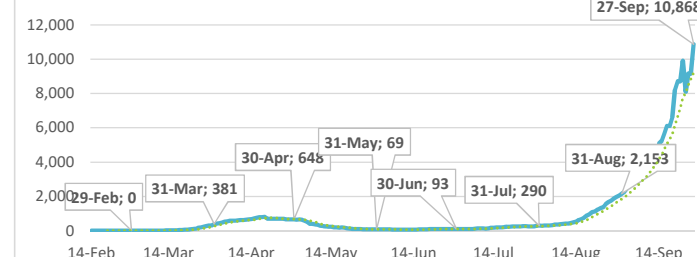
Mauritania: Total Active Cases



Morocco: Total Active Cases



Tunisia: Total Active Cases



.....: 7-day moving average

Southern Africa

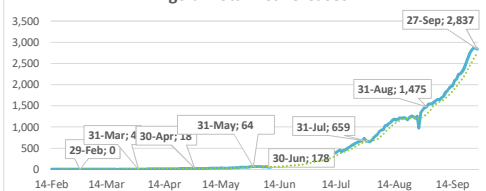
Highlights of the Covid-19 Situation in Southern Africa as of September 27, 2020

- **As of Sunday, September 27, 2020, the number of total cases in the Southern Africa region reached 750,194.** The region reported 13,712 new cases in the review week, which is 14.1% lower compared to the new cases reported in the preceding week. The total number of deaths reported reached 17,901, recording 509 new deaths in the review week. The number of total recovered cases reached 665,574, of which 17,210 were newly recovered cases during the review week. The total number of active cases stands at 66,719, which is a decline of 4,007 cases in the review week.
- **South Africa accounted for 89.4% of the total cases and 69.7% of the new cases in the region during the week under review.** Mauritius had the lowest number of total cases in the region at 367.
- **The average case fatality rate (CFR) for the region stands at 2.4%. The highest CFR in the region was reported in Angola at 3.7% and the lowest in Botswana at 0.5%.**

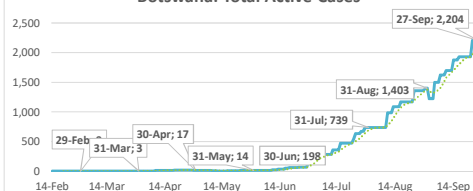
Summary of COVID-19 tracking in Southern Africa: Situation for the week ending 27 September 2020

	Date of first case	Cases				Deaths				Recovered				Active				Test	
		Total cases	New cases for the week of	New cases for the week of	Weekly change	Total deaths	New deaths for the week of	New deaths for the week of	Weekly change from Previous week	Total Recovered	New recovered for the week of	New recovered for the week of	Weekly change from Previous week	Active cases	active for the week of	New active for the week of	Weekly change from Previous week	Total tests	Tests Per million People
		27 Sept.	20 Sept.	20 Sept.		27 Sept.	20 Sept.	20 Sept.		27 Sept.	20 Sept.	20 Sept.		27 Sept.	20 Sept.	20 Sept.			
Southern Africa	5-Mar	750,194	13,712	15,962	-2,250	17,901	509	585	-76	665,574	17,210	17,113	97	66,719	-4,007	-1,736	-2,271	5,279,501	24,765
Angola	27-Mar	4,718	727	603	124	174	22	18	4	1,707	262	144	118	2,837	443	441	2	67,623	2,058
Botswana	16-Mar	2,921	354	315	39	16	3	3	0	701	77	78	-1	2,204	274	234	40	179,742	76,433
Eswatini	14-Mar	5,431	162	194	-32	108	4	6	-2	4,821	197	395	-198	502	-39	-207	168	42,834	36,921
Lesotho	13-May	1,558	134	179	-45	35	2	0	2	797	43	226	-183	726	89	-47	136	18,322	8,553
Madagascar	20-Mar	16,285	232	296	-64	229	6	12	-6	14,922	276	278	-2	1,134	-50	6	-56	77,778	2,809
Malawi	2-Apr	5,768	37	41	-4	179	0	2	-2	4,206	166	309	-143	1,383	-129	-270	141	52,730	2,756
Mauritius	18-Mar	367	1	5	-4	10	0	0	0	343	5	3	2	14	-4	-2	6	246,326	193,688
Mozambique	27-Mar	7,983	1,212	1,502	-290	58	15	8	7	4,807	1,185	662	523	3,118	12	832	-820	134,011	4,288
Namibia	14-Mar	11,033	656	658	-2	120	8	11	-3	8,776	743	1,490	-747	2,137	-95	-843	748	95,894	37,740
São Tomé & Príncipe	6-Apr	911	3	2	1	15	0	0	0	883	5	12	-7	13	-2	-10	8	6,193	28,258
South Africa	5-Mar	670,766	9,555	11,418	-1,863	16,398	445	506	-61	603,721	13,650	12,165	1,485	50,647	-4,540	-1,253	-3,287	4,143,466	69,863
Zambia	18-Mar	14,641	510	592	-82	332	2	18	-16	13,784	419	1,105	-686	525	89	-531	620	151,397	8,235
Zimbabwe	25-Mar	7,812	129	157	-28	227	2	1	1	6,106	182	246	-64	1,479	-55	-90	35	63,185	4,251

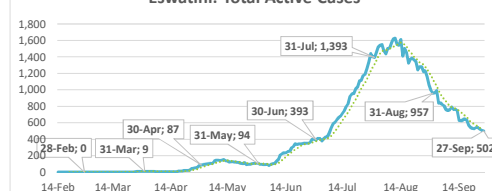
Angola: Total Active Cases



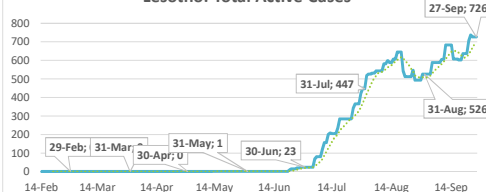
Botswana: Total Active Cases



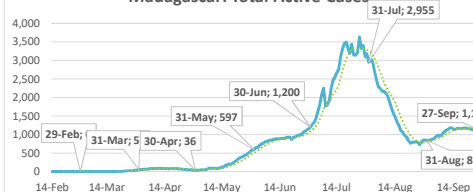
Eswatini: Total Active Cases



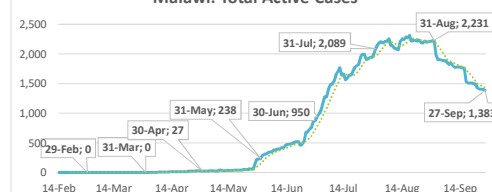
Lesotho: Total Active Cases



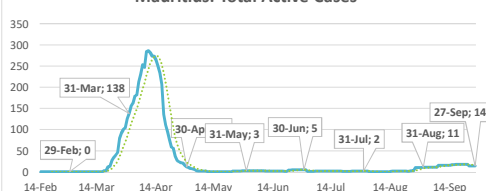
Madagascar: Total Active Cases



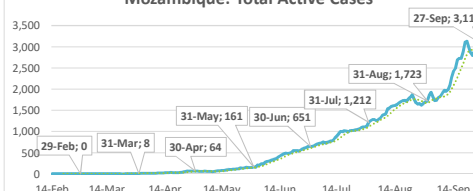
Malawi: Total Active Cases



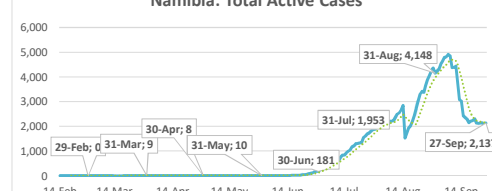
Mauritius: Total Active Cases



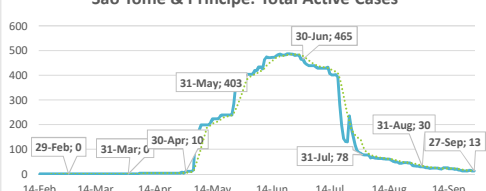
Mozambique: Total Active Cases



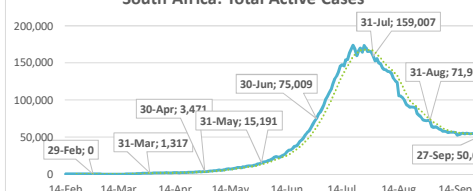
Namibia: Total Active Cases



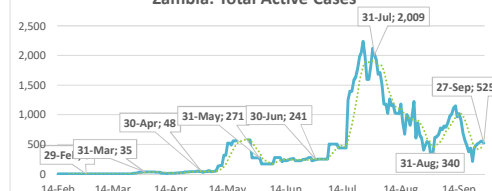
São Tomé & Príncipe: Total Active Cases



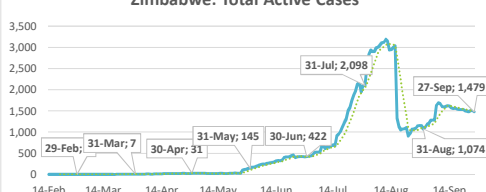
South Africa: Total Active Cases



Zambia: Total Active Cases



Zimbabwe: Total Active Cases



.....: 7-day moving average

West Africa

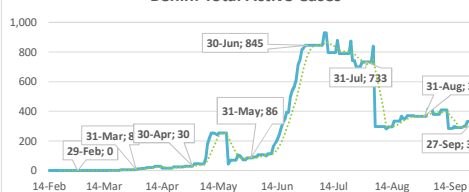
Highlights of the Covid-19 Situation in West Africa as of September 27, 2020

- **As of Sunday, September 27, 2020, the number of total cases in the West Africa region reached 175,420.** The region reported 3,233 new cases in the review week, which is 9.9% lower compared to the new cases reported in the preceding week. The total number of deaths reported reached 2,603, recording 36 new deaths in the review week. The number of total recovered cases reached 156,316, of which 4,716 were newly recovered cases during the review week. The total number of active cases stands at 16,501, which is a decline of 1,519 cases in the review week.
- **Nigeria accounted for 33.2% of the total cases and 33.5% of the new cases in the region during the week under review.** Niger has the lowest number of total cases in the region at 1,196.
- **The average case fatality rate (CFR) for the region stands at 1.5%. The highest CFRs in the region are reported in Liberia at 6.1% and the lowest in Guinea, Ghana, and Côte d'Ivoire at 0.6%.**

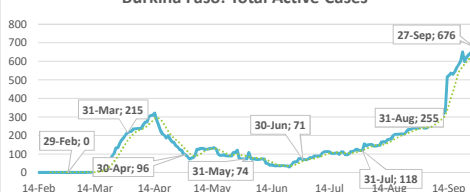
Summary of COVID-19 tracking in West Africa: Situation for the week ending 27 September 2020

	Date of first case	Cases				Deaths				Recovered				Active				Test	
		Total cases	New cases for the week of	New cases for the week of	Weekly change	Total deaths	New deaths for the week of	New deaths for the week of	Weekly change from Previous week	Total Recovered	New recovered for the week of	New recovered for the week of	Weekly change from Previous week	Active cases	New active for the week of	New active for the week of	Weekly change from Previous week	Total tests	Tests Per million People
		27 Sept.	20 Sept.	20 Sept.		27 Sept.	20 Sept.	20 Sept.		27 Sept.	20 Sept.	20 Sept.		27 Sept.	20 Sept.	20 Sept.			
West Africa	28-Feb	175,420	3,233	3,588	-355	2,603	36	49	-13	156,316	4,716	7,711	-2,995	16,501	1,519	4,172	2,653	1,963,977	4,944
Benin	16-Mar	2,340	60	13	47	40	0	0	0	1,960	10	8	2	340	50	5	45	194,235	16,022
Burkina Faso	9-Mar	2,008	162	139	23	56	0	0	0	1,276	89	52	37	676	73	87	-14	46,808	2,239
Cabo Verde	20-Mar	5,771	514	444	70	57	6	7	-1	5,031	432	480	-48	683	76	-43	-119	78,957	142,012
Côte d'Ivoire	11-Mar	19,629	309	307	2	120	0	0	0	19,163	703	348	355	346	-394	-41	-353	160,192	6,073
Gambia, The	18-Mar	3,569	43	121	-78	111	3	5	-2	2,161	169	269	-100	1,297	-129	-153	24	17,472	7,230
Ghana	12-Mar	46,387	383	570	-187	299	2	11	-9	45,618	465	811	-346	470	-84	-252	168	477,192	15,357
Guinea	13-Mar	10,580	255	280	-25	66	2	1	1	9,892	200	400	-200	622	53	-121	174	83,504	6,358
Guinea-Bissau	27-Mar	2,324	21	28	-7	39	0	0	0	1,549	422	0	422	736	-401	28	-429	18,436	9,368
Liberia	16-Mar	1,339	4	16	-12	82	0	0	0	1,221	5	6	-1	36	-1	10	-11	17,874	3,534
Mali	25-Mar	3,086	73	89	-16	130	2	0	2	2,420	48	87	-39	536	23	2	21	52,655	2,600
Niger	20-Mar	1,196	8	8	0	69	0	0	0	1,107	3	0	3	20	5	8	-3	22,022	910
Nigeria	28-Feb	58,324	1,082	986	96	1,108	10	16	-6	49,794	1,225	4,417	-3,192	7,422	-153	-3,447	3,294	505,556	2,452
Senegal	2-Mar	14,909	195	434	-239	308	6	5	1	12,113	853	740	113	2,488	-664	-311	-353	174,039	10,394
Sierra Leone	31-Mar	2,215	47	59	-12	72	0	0	0	1,681	31	14	17	462	16	45	-29	25,976	3,256
Togo	6-Mar	1,743	77	94	-17	46	5	4	1	1,330	61	79	-18	367	11	11	0	89,059	10,758

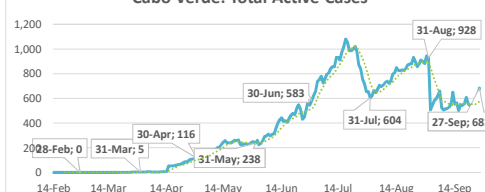
Benin: Total Active Cases



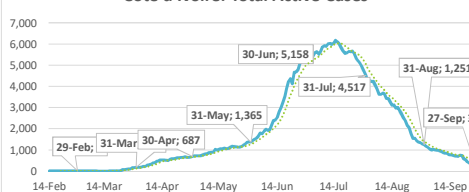
Burkina Faso: Total Active Cases



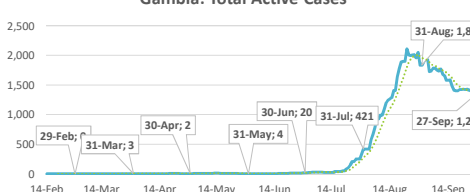
Cabo Verde: Total Active Cases



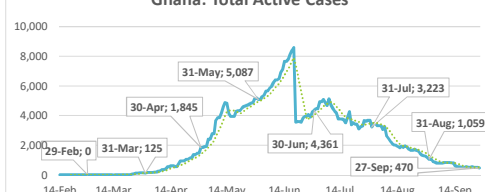
Côte d'Ivoire: Total Active Cases



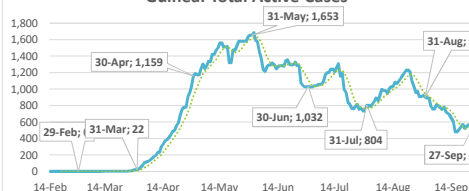
Gambia: Total Active Cases



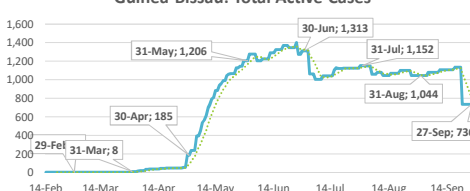
Ghana: Total Active Cases



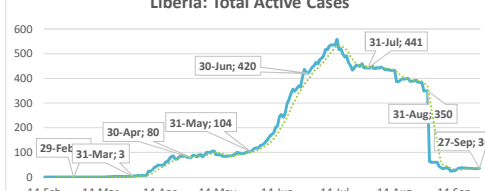
Guinea: Total Active Cases



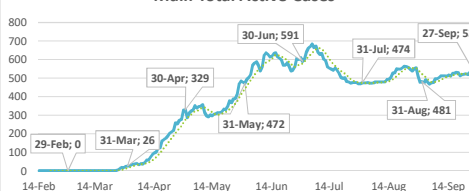
Guinea-Bissau: Total Active Cases



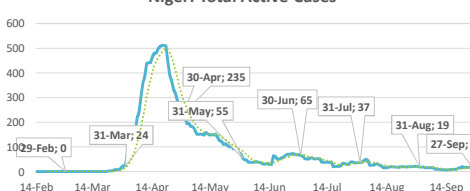
Liberia: Total Active Cases



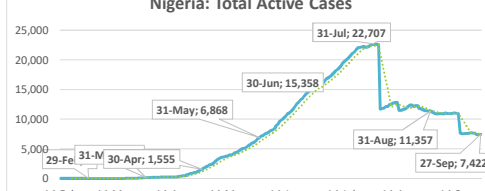
Mali: Total Active Cases



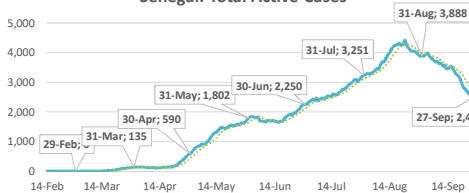
Niger: Total Active Cases



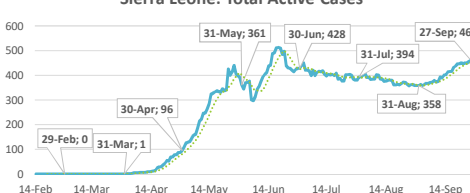
Nigeria: Total Active Cases



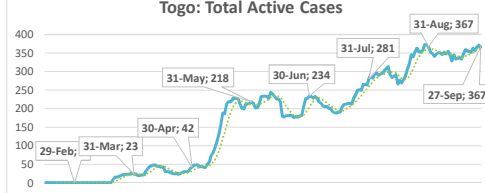
Senegal: Total Active Cases



Sierra Leone: Total Active Cases



Togo: Total Active Cases



.....: 7-day moving average