



AFRICAN DEVELOPMENT BANK GROUP

Weekly Data Flash on Covid-19 in Africa¹:

The situation as of Sunday October 4, 2020

Statistics Department (ECST)

¹ This briefing note has been prepared by Roza Mamuye Bora, Senior Statistician; Anouar Chaouch, Statistician; Soumaila Karambiri, Statistical Assistant; Regis Hauhouot Stephane, Statistical Assistant and Desire Lakpa Guy, Statistical Assistant, under the supervision of Louis Kouakou, Division Manager ECST.1 and the guidance of Charles Leyeka Lufumpa, Director, ECST

For more information on Covid-19, please visit the Bank's Africa Information Highway
<https://africacovid.opendataforafrica.org/>.

Contents

	Page
Highlights of the Covid-19 Situation in Africa as of October 4, 2020	1
Data Annexes: Africa	3
Highlights of the Covid-19 Situation in Central Africa as of October 4, 2020	5
Data Annexes: Central Africa	6
Highlights of the Covid-19 Situation in East Africa as of October 4, 2020	8
Data Annexes: East Africa	9
Highlights of the Covid-19 Situation in North Africa as of October 4, 2020	11
Data Annexes: North Africa	12
Highlights of the Covid-19 Situation in Southern Africa as of October 4, 2020	14
Data Annexes: Southern Africa	15
Highlights of the Covid-19 Situation in West Africa as of October 4, 2020	17
Data Annexes: West Africa	18

Highlights of the Covid-19 Situation in Africa as of October 4, 2020²

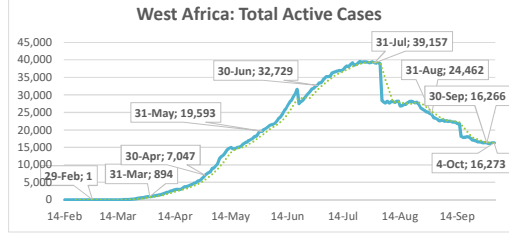
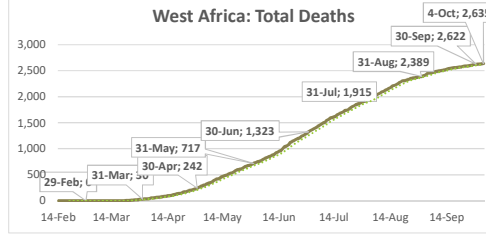
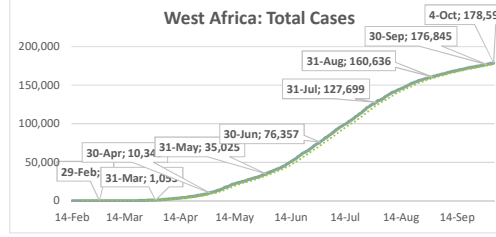
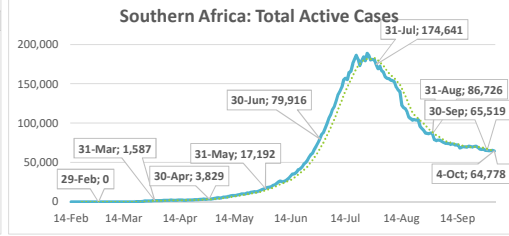
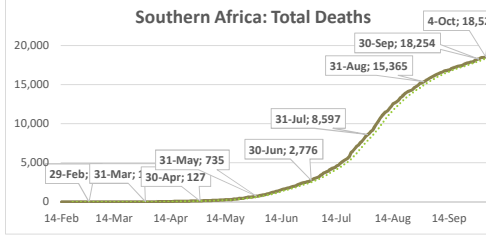
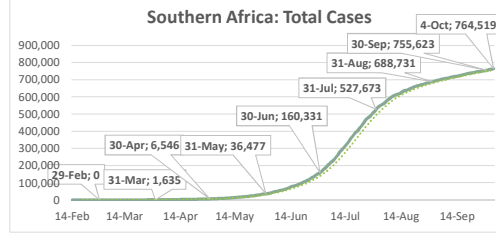
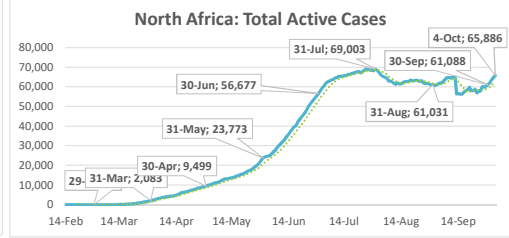
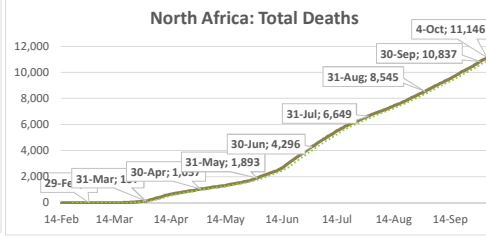
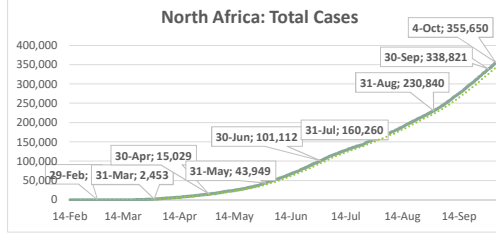
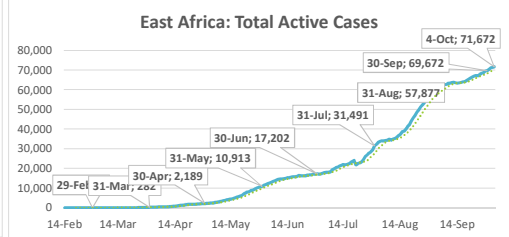
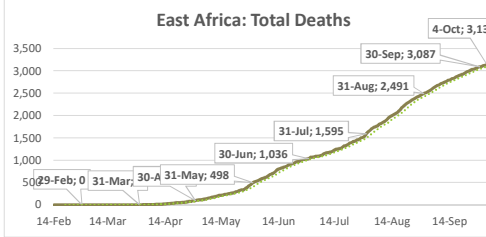
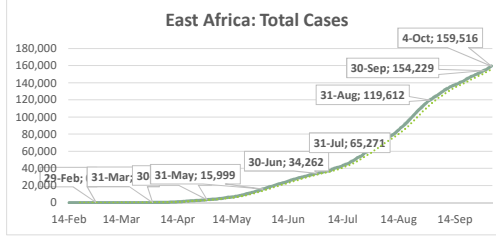
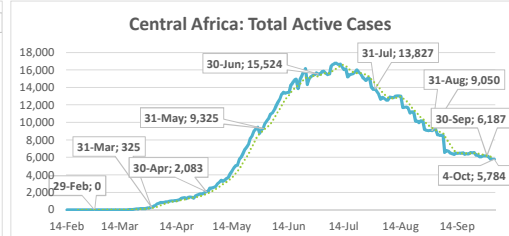
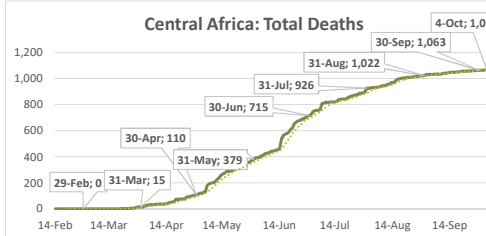
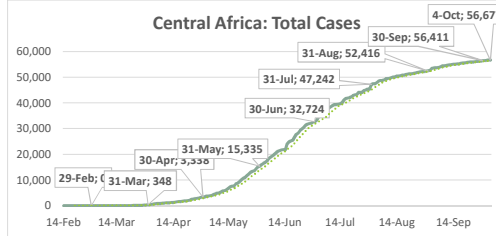
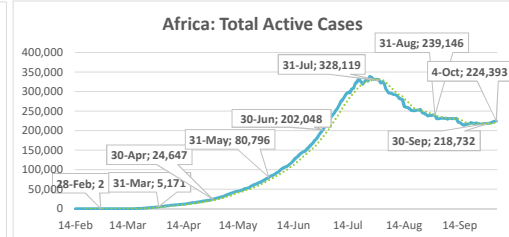
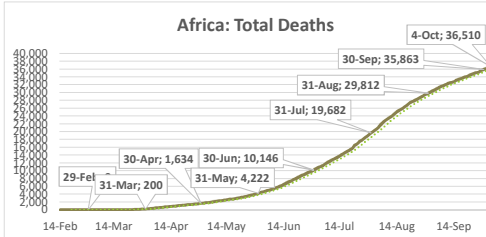
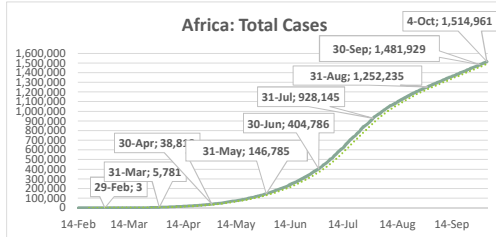
- **Globally, the total number of confirmed Covid-19 cases reached 35,078,236 as of October 4, 2020, the majority of which (31.3%) were in Asia, followed by North America (25.3%), South America (23.5%) and Europe (15.6%).** The number of new cases reported globally in the review week amounted to 2,001,853. To date, 24,430,540 cases have recovered, representing 69.6% of confirmed Covid-19 cases. The number of global deaths reached 1,036,104, of which 38,383 were recorded in the past week. The number of global active cases stands at 9,611,592.
- **Africa accounted for 4.3% of the total global cases, 3.5% of deaths, 5.1% of recovered cases and 2.3% of active cases as of October 4, 2020.**
- **As of Sunday October 4, 2020, almost 15.5 million people had been tested for Covid-19 in Africa, of which over 0.6 million tests were conducted in the week under review.** The majority (27.4%) of these tests were conducted in South Africa, followed by Morocco (17.4%), Ethiopia (8.4%), Egypt (4.1%), Kenya (3.6%), Nigeria (3.4%) and Rwanda (3.2%), which collectively accounted for 67.6% of the tests conducted in Africa.
- **Considering tests in relation to population size, Mauritius leads with 193,688 tests per 1 million people,** followed by Cabo Verde (152,513), Gabon (80,950), Djibouti (78,461), Botswana (78,276), Morocco (72,855) and South Africa (71,684). The average tests per 1 million people in Africa, stands at 11,573, which is an increase of 4.0% over the past week.
- **Tests per case in Africa stand at 10.2 as of October 4, 2020, indicating that there is one confirmed case for every 10 tests conducted, compared to 18.1 global average.** Regionally, the values for tests per case were 19.4 for East Africa, 15.1 for Central Africa, 11.4 for North Africa, 11.6 for West Africa and 7.1 for Southern Africa.
- **As of October 4, 2020, the total number of confirmed cases in Africa reached 1,514,961.** More than half of these cases (50.5%) were reported in Southern Africa, followed by North Africa at 23.5%, West Africa at 11.8%, East Africa at 10.5%, and Central Africa at 3.7%. Southern Africa was the region with the highest number of cases, with 89.1% of those cases reported in the nation of South Africa; the remaining countries of the region being among the least affected.
- **South Africa, Morocco, Egypt, Ethiopia, Nigeria, Algeria, Ghana, Kenya and Libya together account for 81.3% of the cases in Africa, as of October 4, 2020.** Five countries with the lowest number of cases are the Seychelles, Mauritius, Eritrea, Comoros and Burundi; cases ranging between 146 in Seychelles and 513 in Burundi. Considering population size, South Africa, Cabo Verde, Djibouti, Libya and Eswatini are the five countries with the highest number of confirmed cases per million people; rates ranging from 11,634 in South Africa to 4,851 in Eswatini.

² Tanzania has not released data on Covid-19 since May 08, 2020.

- **In the week under review, a total of 54,642 new cases were reported in Africa, which is a 3.8% increase compared to the new cases recorded in the previous week. These new cases in Africa account for 2.7% of the weekly new cases recorded globally.** The North Africa region accounted for 51.5% of the weekly new cases in Africa, followed by Southern Africa (26.2%), East Africa (15.4%), West Africa (5.8%), and Central Africa (1.1%).
- **As of October 4, 2020, a total of 36,510 deaths had been reported in Africa since the start of the pandemic, of which 50.7% were in Southern Africa, 30.5% in North Africa, 8.6% in East Africa, 7.2% in West Africa and 2.9% in Central Africa.** South Africa, Egypt, Morocco, Algeria, Ethiopia and Nigeria are the six countries with the highest reported deaths due to Covid-19. A total of 1,347 new deaths were reported in the week under review, which is an increase of 11.6% compared to the preceding week. As of October 4, 2020, Eritrea and the Seychelles are the only countries in Africa not to have reported any deaths since the onset of the pandemic.
- **The case fatality rate (CFR), deaths per confirmed cases, for Africa stands at 2.4% in the review period, which is lower than the global average of 3.0%.** However, the CFR in Africa has increased since August 2020, compared with its level of 2.1% in July 2020, mainly reflecting the trend in the Southern Africa region, while the global average CFR is on a continuous decline. Regionally, West Africa has the lowest CFR at 1.5%, followed by Central Africa at 1.9%, East Africa at 2.0% and Southern Africa at 2.4%, while North Africa at 3.1% recorded higher CFR than the African average. Higher than or equal to the global average CFRs have been recorded in eleven African countries, namely Chad (7.1%), Sudan (6.1%), Liberia (6.1%), Niger (5.8%), Egypt (5.8%), Mali (4.1%), Angola (3.6%), Algeria (3.4%), Sierra Leone (3.2%), Gambia (3.2%), and Malawi (3.1%)
- **As of October 4, 2020, the number of recovered cases in Africa reached 1,254,058, which is 82.8% of its total confirmed cases.** West Africa (89.4%), Southern Africa (89.1%), and Central Africa (87.9%) have recorded higher recovery rates than the average for Africa, while North Africa (78.3%) and East Africa (53.1%) showed relatively lower recovery rates. In the week under review, 46,804 newly recovered cases were reported.
- **As of October 4, 2020, the total number of active cases in Africa stands at 224,393, which is a reduction of 6,491 cases over the previous week.** Africa saw an increase in active cases this week, after experiencing a decline over the past seven consecutive weeks. The previous decline was due to a higher number of recoveries compared to newly recorded cases within the period. Four countries, namely South Africa (49,532 cases), Ethiopia (44,537), Morocco (19,906), and Tunisia (16,877), jointly accounted for 58.3% of the active cases as of October 4, 2020.

Summary of COVID-19 tracking in Africa: Situation for the week ending 04 October 2020

	Date of first case	Cases				Deaths				Recovered				Active				Test	
		Total cases	New cases for the week of	New cases for the week of	Weekly change from Previous week	Total deaths	New deaths for the week of	New deaths for the week of	Weekly change from Previous week	Total Recovered	New recovered for the week of	New recovered for the week of	Weekly change from Previous week	Active cases	New active for the week of	New active for the week of	Weekly change from Previous week	Total tests	Tests Per million People
			04 Oct.	27 Sept.			04 Oct.	27 Sept.			04 Oct.	27 Sept.			04 Oct.	27 Sept.			
World	31-Dec	35,078,236	2,001,853	2,060,259	-58,406	1,036,104	38,383	37,063	-1,320	24,430,540	1,564,269	1,690,901	-126,632	9,611,592	399,201	332,295	-66,906	635,314,662	81,505
Africa	14-Feb	1,514,961	54,642	52,652	-1,990	36,510	1,347	1,207	-140	1,254,058	46,804	53,903	-7,099	224,393	6,491	-2,458	-8,949	15,494,695	11,573
Central Africa	6-Mar	56,677	582	528	-54	1,068	7	6	-1	49,825	886	844	-42	5,784	-311	-322	-11	855,442	5,839
East Africa	13-Mar	159,516	8,440	7,278	-1,162	3,138	101	131	-30	84,706	5,042	4,088	-954	71,672	3,297	3,059	-238	3,088,944	8,226
North Africa	14-Feb	355,650	28,116	27,901	-215	11,146	585	525	-60	278,618	21,857	27,045	-5,188	65,886	5,674	331	-5,343	4,050,843	19,623
Southern Africa	5-Mar	764,519	14,325	13,712	-613	18,523	622	509	-113	681,218	15,644	17,210	-1,566	64,778	-1,941	-4,007	-2,066	5,435,131	25,495
West Africa	28-Feb	178,599	3,179	3,233	-54	2,635	32	36	-4	159,691	3,375	4,716	-1,341	16,273	-228	-1,519	-1,291	2,064,335	5,197



..... 7-day moving average

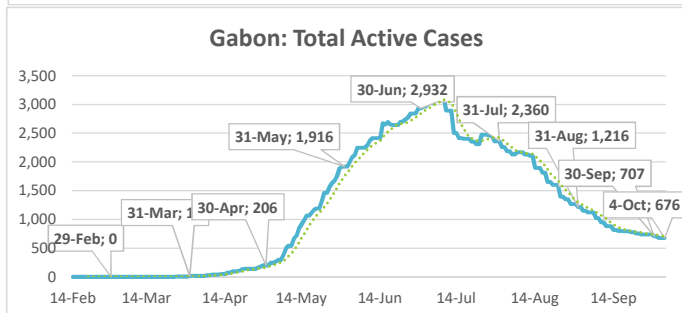
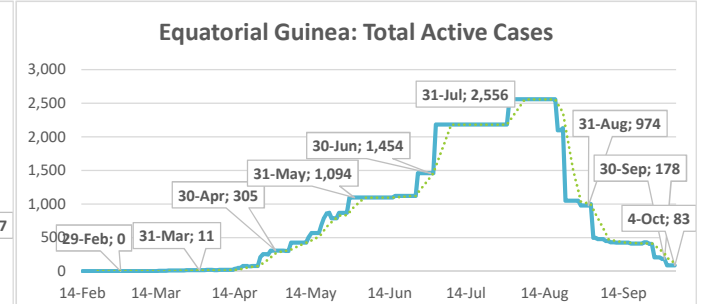
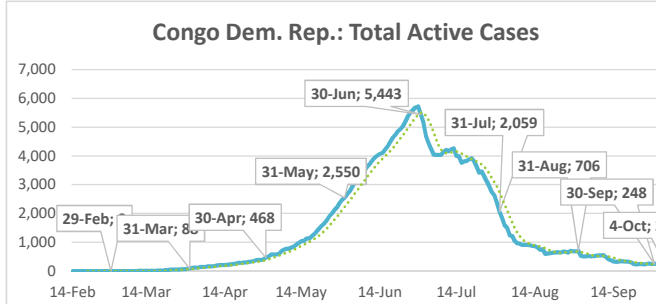
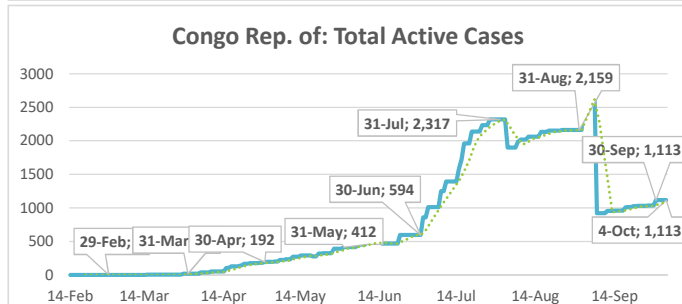
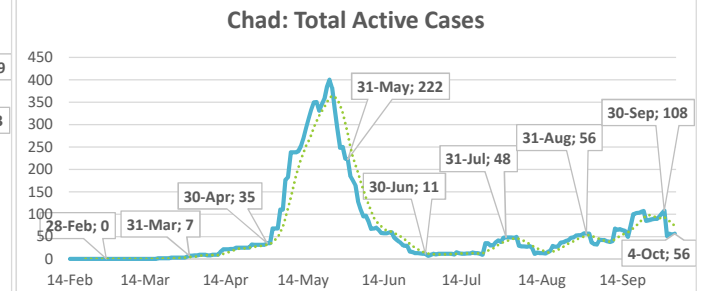
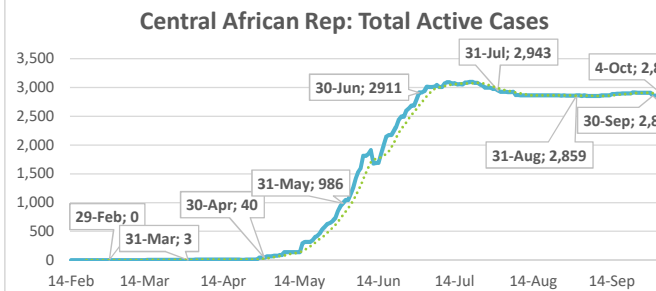
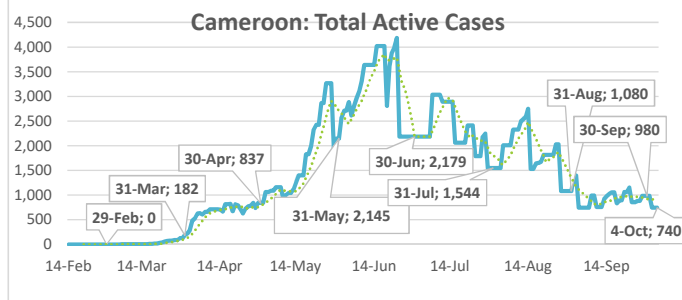
Central Africa

Highlights of the Covid-19 Situation in Central Africa as of October 4, 2020

- **As of Sunday, October 4, 2020, the number of total cases in the Central Africa region reached 56,677.** The region reported 582 new cases in the review week, which is a 10.2% increase compared to the new cases reported in the preceding week. The total number of deaths reported reached 1,068, recording 7 new deaths in the review week. The number of total recovered cases reached 49,825, of which 886 were newly recovered cases during the review week. The total number of active cases stands at 5,784, which is a decline of 311 cases in the review week.
- **Cameroon accounted for 36.9% of the total cases and 32.5% of the new cases in the region during the week under review.** Chad has the lowest number of total cases in the region at 1,217.
- **The average case fatality rate (CFR) for the region stands at 1.9%. The highest CFR in the region was reported in Chad at 7.1% and the lowest in Gabon at 0.6%.**

Summary of COVID-19 tracking in Central Africa: Situation for the week ending 04 October 2020

	Date of first case	Cases				Deaths				Recovered				Active				Test	
		Total cases	New cases for the week of	New cases for the week of	Weekly change	Total deaths	New deaths for the week of	New deaths for the week of	Weekly change from Previous week	Total Recovered	New recovered for the week of	New recovered for the week of	Weekly change from Previous week	Active cases	New active for the week of	New active for the week of	Weekly change from Previous week	Total tests	Tests Per million People
			04 Oct.	27 Sept.			04 Oct.	27 Sept.			04 Oct.	27 Sept.			04 Oct.	27 Sept.			
Central Africa	6-Mar	56,677	582	528	54	1,068	7	6	1	49,825	886	844	42	5,784	311	322	11	855,442	5,839
Cameroon	6-Mar	20,924	189	304	-115	420	2	2	0	19,764	324	316	8	740	-137	-14	-123	453,441	17,081
Central African Rep.	15-Mar	4,845	39	20	19	62	0	0	0	1,914	74	10	64	2,869	-35	10	-45	32,263	6,680
Chad	19-Mar	1,217	39	27	12	86	2	3	-1	1,075	70	38	32	56	-33	-14	-19	31,692	1,929
Congo Rep. of	15-Mar	5,089	81	22	59	89	0	0	0	3,887	0	0	0	1,113	81	22	59	35,932	6,512
Congo Dem. Rep.	10-Mar	10,760	148	97	51	274	3	0	3	10,239	146	163	-17	247	-1	-66	65	61,025	681
Equatorial Guinea	14-Mar	5,045	17	26	-9	83	0	0	0	4,879	139	231	-92	83	-122	-205	83	60,916	43,419
Gabon	12-Mar	8,797	69	32	37	54	0	1	-1	8,067	133	86	47	676	-64	-55	-9	180,173	80,950



.....: 7-day moving average

East Africa

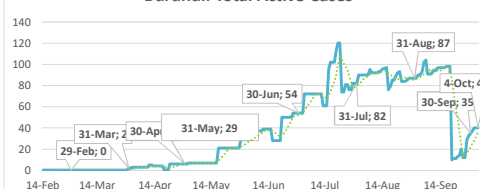
Highlights of the Covid-19 Situation in East Africa as of October 4, 2020

- **As of Sunday, October 4, 2020, the number of total cases in the East Africa region reached 159,516.** The region reported 8,440 new cases in the review week, which is a 16.0% increase compared to the number of new cases reported in the preceding week. The total number of deaths reported reached 3,138, recording 101 new deaths in the review week. The number of total recovered cases reached 84,706, of which 5,042 were newly recovered cases during the review week. The total number of active cases stands at 71,672, which is an increase of 3,297 cases in the review week.
- **Ethiopia accounted for 49.4% of the total cases and 65.0% of the new cases in the region during the week under review.** Seychelles has the lowest number of total cases in the region at 146.
- **The average case fatality rate (CFR) for the region stands at 2.0%. The highest CFR in the region was reported in Sudan at 6.1% and the lowest in Eritrea and Seychelles, where no deaths have been reported to date.**

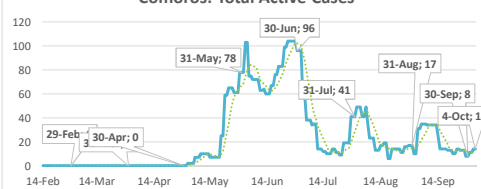
Summary of COVID-19 tracking in East Africa: Situation for the week ending 04 October 2020

	Date of first case	Cases				Deaths				Recovered				Active				Test	
		Total cases	New cases for the week of	New cases for the week of	Weekly change	Total deaths	New deaths for the week of	New deaths for the week of	Weekly change from Previous week	Total Recovered	New recovered for the week of	New recovered for the week of	Weekly change from Previous week	Active cases	New active for the week of	New active for the week of	Weekly change from Previous week	Total tests	Tests Per million People
		04 Oct.	27 Sept.	27 Sept.	27 Sept.	04 Oct.	27 Sept.	27 Sept.	27 Sept.	04 Oct.	27 Sept.	27 Sept.	27 Sept.	04 Oct.	27 Sept.	27 Sept.	27 Sept.	04 Oct.	27 Sept.
East Africa	13-Mar	159,516	8,440	7,278	1,162	3,138	101	131	-30	84,706	5,042	4,088	954	71,672	3,297	3,059	238	3,088,944	8,226
Burundi	31-Mar	513	28	12	16	1	0	0	0	472	0	10	-10	40	28	2	26	37,522	3,156
Comoros	2-May	487	9	8	1	7	0	0	0	466	8	8	0	14	1	0	1	3,517	4,044
Djibouti	18-Mar	5,419	10	6	4	61	0	0	0	5,349	9	5	4	9	1	1	0	77,519	78,461
Eritrea	21-Mar	398	23	11	12	0	0	0	0	358	17	36	-19	40	6	-25	31	12,451	3,511
Ethiopia	13-Mar	78,819	5,487	4,512	975	1,222	52	74	-22	33,060	2,697	2,049	648	44,537	2,738	2,389	349	1,301,570	11,322
Kenya	13-Mar	39,427	1,312	1,134	178	731	40	43	-3	25,659	1,038	734	304	13,037	234	357	-123	563,483	10,479
Rwanda	14-Mar	4,866	46	109	-63	29	0	3	-3	3,216	117	138	-21	1,621	-71	-32	-39	502,817	38,821
Seychelles	15-Mar	146	3	2	1	0	0	0	0	143	3	4	-1	3	0	-2	2	5,200	52,874
Somalia	16-Mar	3,745	157	146	11	99	0	1	-1	3,010	64	69	-5	636	93	76	17	21,785	1,371
South Sudan	5-Apr	2,726	40	44	-4	50	1	0	-1	1,290	0	0	0	1,386	39	44	-5	28,342	2,532
Sudan	13-Mar	13,653	47	51	-4	836	0	0	0	6,764	0	4	-4	6,053	47	47	0	39,311	897
Tanzania	16-Mar	509	21	183	305	3,880	65
Uganda	21-Mar	8,808	1,278	1,243	35	81	8	10	-2	4,736	1,089	1,031	58	3,991	181	202	-21	491,547	10,746

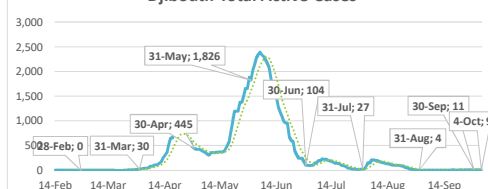
Burundi: Total Active Cases



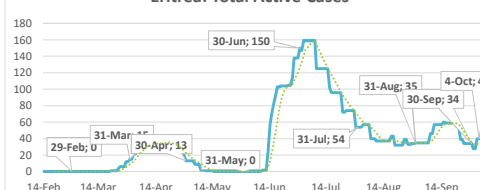
Comoros: Total Active Cases



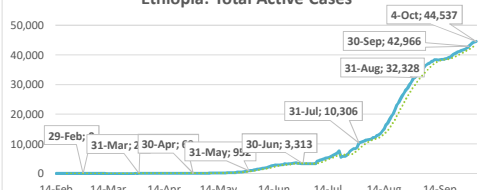
Djibouti: Total Active Cases



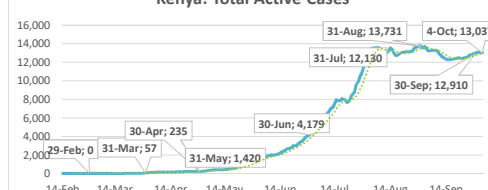
Eritrea: Total Active Cases



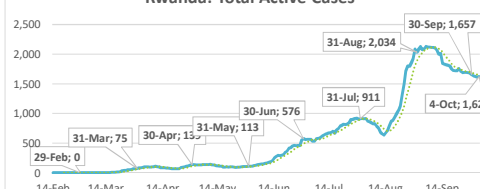
Ethiopia: Total Active Cases



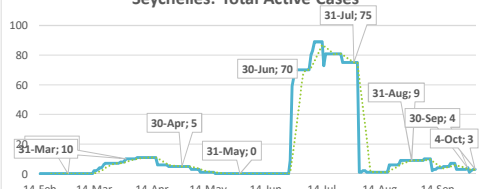
Kenya: Total Active Cases



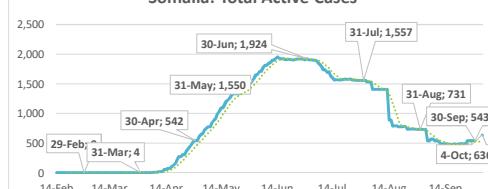
Rwanda: Total Active Cases



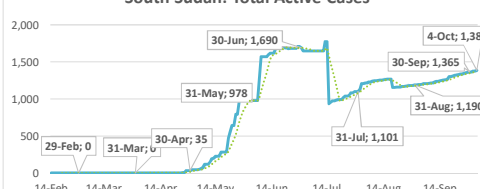
Seychelles: Total Active Cases



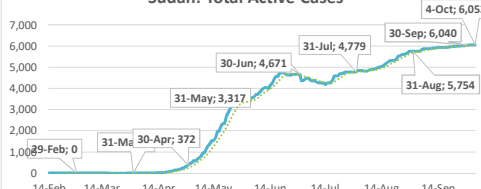
Somalia: Total Active Cases



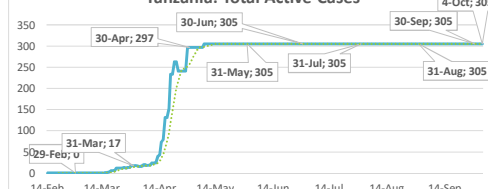
South Sudan: Total Active Cases



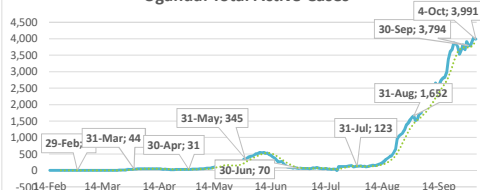
Sudan: Total Active Cases



Tanzania: Total Active Cases



Uganda: Total Active Cases



.....: 7-day moving average

North Africa

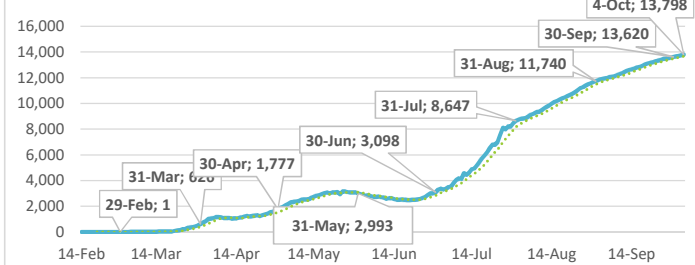
Highlights of the Covid-19 Situation in North Africa as of October 4, 2020

- **As of Sunday, October 4, 2020, the number of total cases in the North Africa region reached 355,650.** The region reported 28,116 new cases in the review week, which is 0.8% higher compared to the new cases reported in the preceding week. The total number of deaths reported reached 11,146, recording 585 new deaths in the review week. The number of total recovered cases reached 278,618, of which 21,857 were newly recovered cases during the review week. The total number of active cases stands at 65,886, which is an increase of 5,674 cases in the review week.
- **Morocco accounted for 37.5% of the total cases and 55.4% of the new cases in the region during the week under review.** Mauritania has the lowest number of total cases in the region at 7,520.
- **The average case fatality rate (CFR) for the region stands at 3.1%. The highest CFR in the region was reported in Egypt at 5.8% and the lowest in Tunisia at 1.4%.**

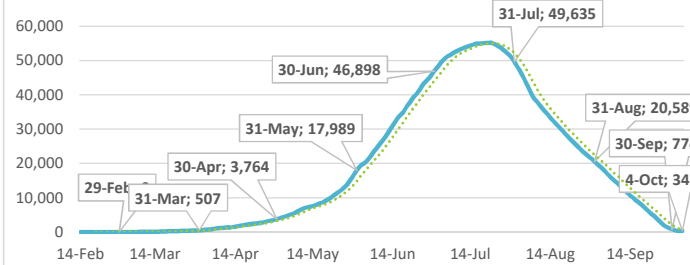
Summary of COVID-19 tracking in North Africa: Situation for the week ending 04 October 2020

	Date of first case	Cases				Deaths				Recovered				Active				Test	
		Total cases	New cases for the week of	New cases for the week of	Weekly change	Total deaths	New deaths for the week of	New deaths for the week of	Weekly change from Previous week	Total Recovered	New recovered for the week of	New recovered for the week of	Weekly change from Previous week	Active cases	New active for the week of	New active for the week of	Weekly change from Previous week	Total tests	Tests Per million People
			04 Oct.	27 Sept.			04 Oct.	27 Sept.			04 Oct.	27 Sept.			04 Oct.	27 Sept.			
North Africa	14-Feb	355,650	28,116	27,901	215	11,146	585	525	60	278,618	21,857	27,045	-5,188	65,886	5,674	331	5,343	4,050,843	19,623
Algeria	26-Feb	52,136	1,069	1,241	-172	1,760	46	42	4	36,578	718	813	-95	13,798	305	386	-81	174,739	3,985
Egypt	14-Feb	103,683	843	825	18	5,981	98	113	-15	97,355	2,275	5,548	-3,273	347	-1,530	-4,836	3,306	640,444	6,258
Libya	25-Mar	36,809	4,445	4,415	30	592	72	76	-4	21,429	3,301	3,060	241	14,788	1,072	1,279	-207	215,270	31,329
Mauritania	14-Mar	7,520	56	96	-40	162	1	0	1	7,188	118	119	-1	170	-63	-23	-40	80,775	17,372
Morocco	5-Mar	133,272	15,587	15,942	-355	2,330	261	239	22	111,036	15,445	14,859	586	19,906	-119	844	-963	2,689,136	72,855
Tunisia	5-Mar	22,230	6,116	5,382	734	321	107	55	52	5,032	0	2,646	-2,646	16,877	6,009	2,681	3,328	250,479	21,194

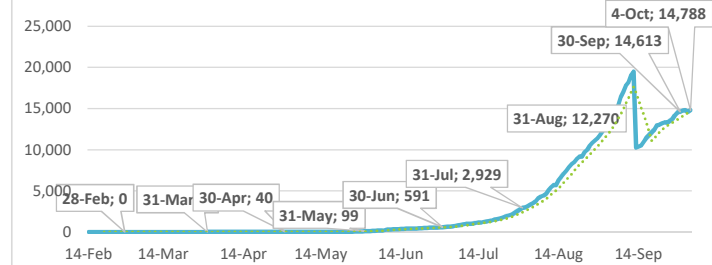
Algeria: Total Active Cases



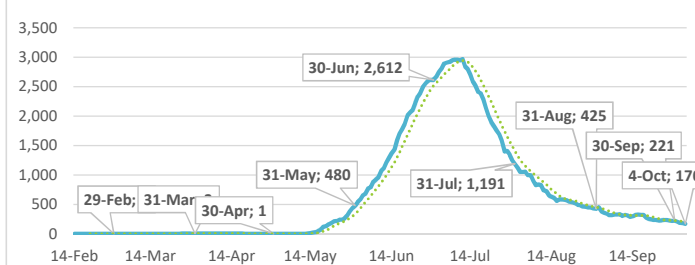
Egypt: Total Active Cases



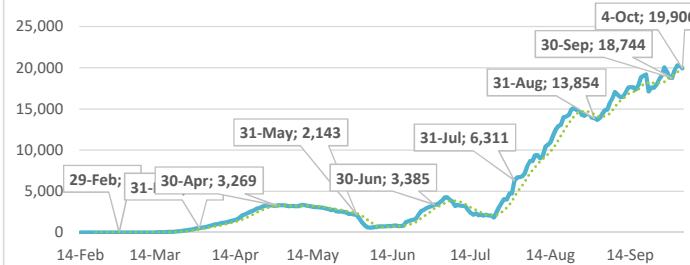
Libya: Total Active Cases



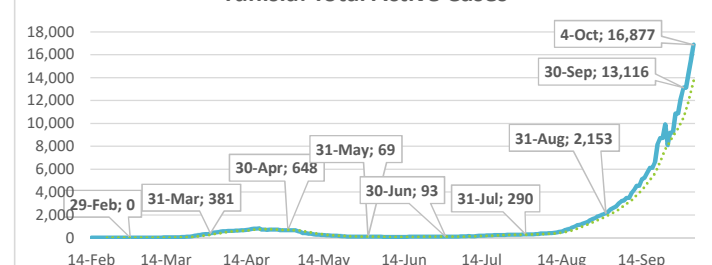
Mauritania: Total Active Cases



Morocco: Total Active Cases



Tunisia: Total Active Cases



.....: 7-day moving average

Southern Africa

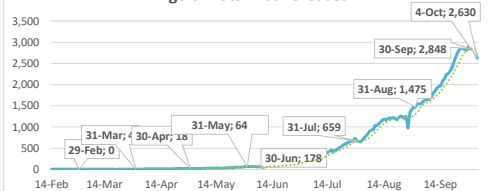
Highlights of the Covid-19 Situation in Southern Africa as of October 4, 2020

- **As of Sunday, October 4, 2020, the number of total cases in the Southern Africa region reached 764,519.** The region reported 14,325 new cases in the review week, which is a 4.5% increase compared to the new cases reported in the preceding week. The total number of deaths reported reached 18,523, recording 622 new deaths in the review week. The number of total recovered cases reached 681,218, of which 15,644 were newly recovered cases during the review week. The total number of active cases stands at 64,778, which is a decline of 1,941 cases in the review week.
- **South Africa accounted for 89.1% of the total cases and 73.5% of the new cases in the region during the week under review.** Mauritius has the lowest number of total cases in the region at 385.
- **The average case fatality rate (CFR) for the region stands at 2.4%. The highest CFR in the region was reported in Angola at 3.6% and the lowest in Botswana at 0.5%.**

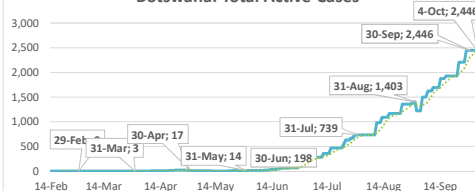
Summary of COVID-19 tracking in Southern Africa: Situation for the week ending 04 October 2020

	Date of first case	Cases				Deaths				Recovered				Active				Test	
		Total cases	New cases for the week of	New cases for the week of	Weekly change	Total deaths	New deaths for the week of	New deaths for the week of	Weekly change from Previous week	Total Recovered	New recovered for the week of	New recovered for the week of	Weekly change from Previous week	Active cases	New active for the week of	New active for the week of	Weekly change from Previous week	Total tests	Tests Per million People
		04 Oct.	27 Sept.	27 Sept.	04 Oct.	27 Sept.	27 Sept.	27 Sept.	04 Oct.	27 Sept.	27 Sept.	27 Sept.	04 Oct.	27 Sept.	27 Sept.	27 Sept.	04 Oct.	27 Sept.	27 Sept.
Southern Africa	5-Mar	764,519	14,325	13,712	613	18,523	622	509	113	681,218	15,644	17,210	-1,566	64,778	-1,941	-4,007	2,066	5,435,131	25,495
Angola	27-Mar	5,402	684	727	-43	195	21	22	-1	2,577	870	262	608	2,630	-207	443	-650	76,419	2,325
Botswana	16-Mar	3,172	251	354	-103	16	0	3	-3	710	9	77	-68	2,446	242	274	-32	184,076	78,276
Eswatini	14-Mar	5,569	138	162	-24	111	3	4	-1	5,127	306	197	109	331	-171	-39	-132	44,273	38,161
Lesotho	13-Mar	1,683	125	134	-9	39	4	2	2	926	129	43	86	718	-8	89	-97	19,428	9,069
Madagascar	20-Mar	16,558	273	232	41	232	3	6	-3	15,486	564	276	288	840	-294	-50	-244	80,876	2,921
Malawi	2-Apr	5,786	18	37	-19	179	0	0	0	4,541	335	166	169	1,066	-317	-129	-188	54,351	2,841
Mauritius	18-Mar	385	18	1	17	10	0	0	0	357	14	5	9	18	4	-4	8	246,326	193,688
Mozambique	27-Mar	9,196	1,213	1,212	1	66	8	15	-7	5,852	1,045	1,185	-140	3,278	160	12	148	143,281	4,584
Namibia	14-Mar	11,626	593	656	-63	123	3	8	-5	9,429	653	743	-90	2,074	-63	-95	32	102,031	40,155
São Tomé & Príncipe	6-Apr	913	2	3	-1	15	0	0	0	886	3	5	-2	12	-1	-2	1	6,193	28,258
South Africa	5-Mar	681,289	10,523	9,555	968	16,976	578	445	133	614,781	11,060	13,650	-2,590	49,532	-1,115	-4,540	3,425	4,251,513	71,684
Zambia	18-Mar	15,052	411	510	-99	333	1	2	-1	14,187	403	419	-16	532	7	89	-82	163,179	8,876
Zimbabwe	25-Mar	7,888	76	129	-53	228	1	2	-1	6,359	253	182	71	1,301	-178	-55	-123	63,185	4,251

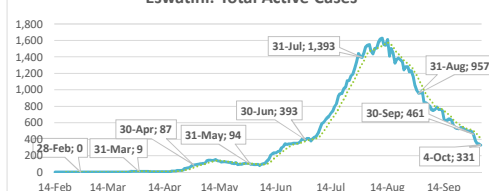
Angola: Total Active Cases



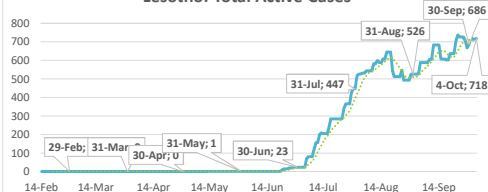
Botswana: Total Active Cases



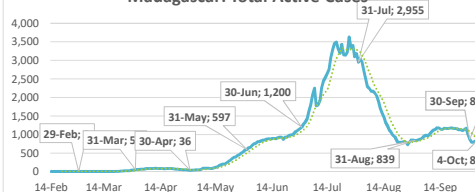
Eswatini: Total Active Cases



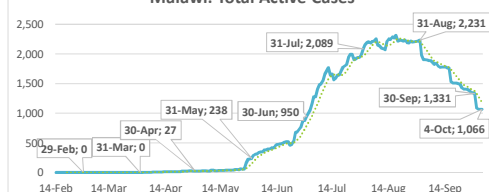
Lesotho: Total Active Cases



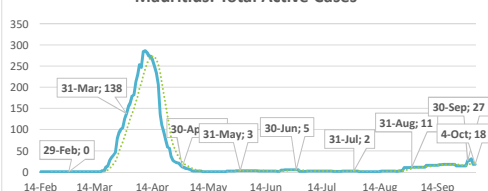
Madagascar: Total Active Cases



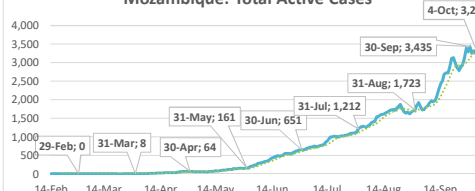
Malawi: Total Active Cases



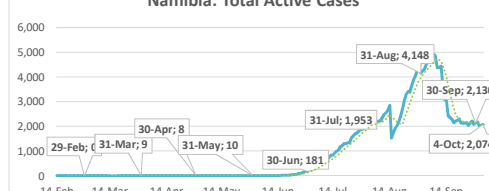
Mauritius: Total Active Cases



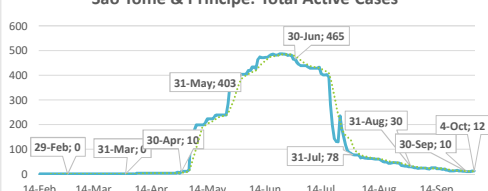
Mozambique: Total Active Cases



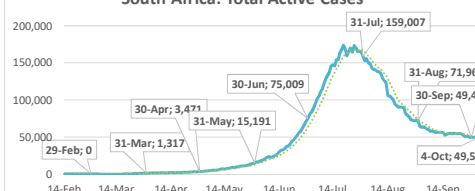
Namibia: Total Active Cases



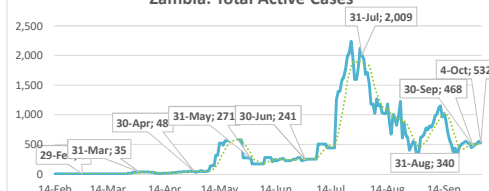
São Tomé & Príncipe: Total Active Cases



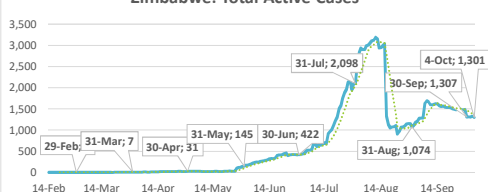
South Africa: Total Active Cases



Zambia: Total Active Cases



Zimbabwe: Total Active Cases



.....: 7-day moving average

West Africa

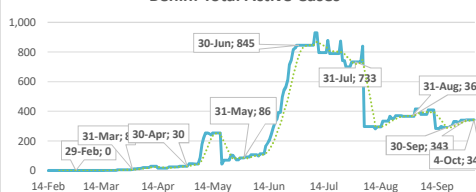
Highlights of the Covid-19 Situation in West Africa as of October 4, 2020

- **As of Sunday, October 4, 2020, the number of total cases in the West Africa region reached 178,599.** The region reported 3,179 new cases in the review week, which is 1.7% lower compared to the new cases reported in the preceding week. The total number of deaths reported reached 2,635, recording 32 new deaths in the review week. The number of total recovered cases reached 159,691, of which 3,375 were newly recovered cases during the review week. The total number of active cases stands at 16,273, which is a decline of 228 cases in the review week.
- **Nigeria accounted for 33.2% of the total cases and 32.1% of the new cases in the region during the week under review.** Niger has the lowest number of total cases in the region at 1,200.
- **The average case fatality rate (CFR) for the region stands at 1.5%. The highest CFRs in the region are reported in Liberia at 6.1% and the lowest in Guinea, Ghana, and Côte d'Ivoire at 0.6%.**

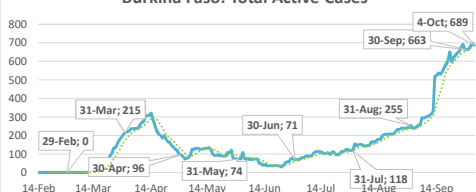
Summary of COVID-19 tracking in West Africa: Situation for the week ending 04 October 2020

	Date of first case	Cases				Deaths				Recovered				Active				Test	
		Total cases	New cases for the week of	New cases for the week of	Weekly change	Total deaths	New deaths for the week of	New deaths for the week of	Weekly change from Previous week	Total Recovered	New recovered for the week of	New recovered for the week of	Weekly change from Previous week	Active cases	New active for the week of	New active for the week of	Weekly change from Previous week	Total tests	Tests Per million People
		04 Oct.	27 Sept.	20 Sept.	13 Sept.	04 Oct.	27 Sept.	20 Sept.	13 Sept.	04 Oct.	27 Sept.	20 Sept.	13 Sept.	04 Oct.	27 Sept.	20 Sept.	13 Sept.		
West Africa	28-Feb	178,599	3,179	3,233	-54	2,635	32	36	-4	159,691	3,375	4,716	-1,341	16,273	-228	-1,519	1,291	2,064,335	5,197
Benin	16-Mar	2,357	17	60	-43	41	1	0	1	1,973	13	10	3	343	3	50	-47	203,831	16,813
Burkina Faso	9-Mar	2,167	159	162	-3	59	3	0	3	1,419	143	89	54	689	13	73	-60	50,277	2,405
Cabo Verde	20-Mar	6,360	589	514	-75	65	8	6	-2	5,416	385	432	-47	879	196	76	-120	84,795	152,513
Côte d'Ivoire	11-Mar	19,882	253	309	-56	120	0	0	0	19,449	286	703	-417	313	-33	-394	361	165,735	6,283
Gambia, The	18-Mar	3,594	25	43	-18	115	4	3	1	2,226	65	169	-104	1,253	-44	-129	85	17,998	7,447
Ghana	12-Mar	46,829	442	383	-59	303	4	2	-2	46,060	442	465	-23	466	-4	-84	80	488,427	15,719
Guinea	13-Mar	10,754	174	255	-81	66	0	2	-2	10,098	206	200	6	590	-32	53	-85	87,716	6,679
Guinea-Bissau	27-Mar	2,362	38	21	-17	39	0	0	0	1,549	0	422	-422	774	38	-401	439	19,951	10,138
Liberia	16-Mar	1,348	9	4	-5	82	0	0	0	1,236	15	5	10	30	-6	-1	-5	20,496	4,052
Mali	25-Mar	3,184	98	73	-25	131	1	2	-1	2,479	59	48	11	574	38	23	15	55,197	2,726
Niger	20-Mar	1,200	4	8	-4	69	0	0	0	1,115	8	3	5	16	-4	5	-9	25,889	1,069
Nigeria	28-Feb	59,345	1,021	1,082	-61	1,113	5	10	-5	50,768	974	1,225	-251	7,464	42	-153	195	532,765	2,584
Senegal	2-Mar	15,094	185	195	-10	312	4	6	-2	12,805	692	853	-161	1,977	-511	-664	153	181,055	10,813
Sierra Leone	31-Mar	2,269	54	47	-7	72	0	0	0	1,706	25	31	-6	491	29	16	13	35,093	4,399
Togo	6-Mar	1,854	111	77	-34	48	2	5	-3	1,392	62	61	1	414	47	11	36	95,110	11,488

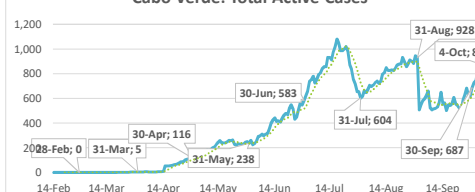
Benin: Total Active Cases



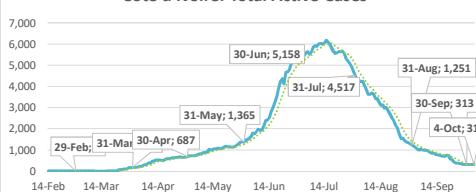
Burkina Faso: Total Active Cases



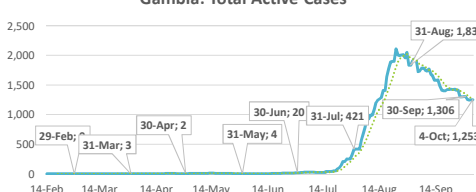
Cabo Verde: Total Active Cases



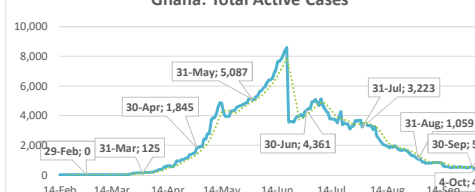
Côte d'Ivoire: Total Active Cases



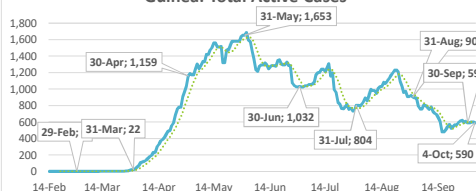
Gambia: Total Active Cases



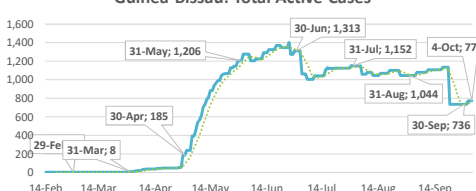
Ghana: Total Active Cases



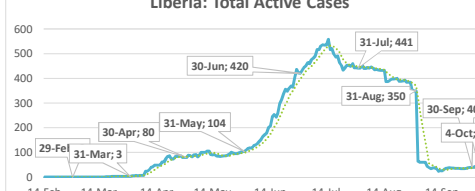
Guinea: Total Active Cases



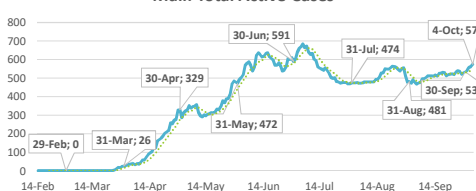
Guinea-Bissau: Total Active Cases



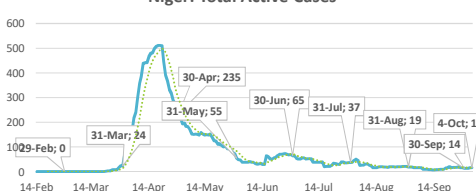
Liberia: Total Active Cases



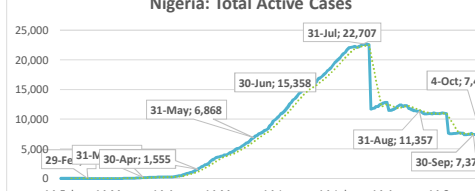
Mali: Total Active Cases



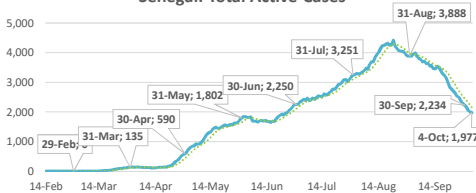
Niger: Total Active Cases



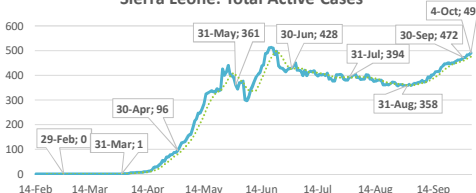
Nigeria: Total Active Cases



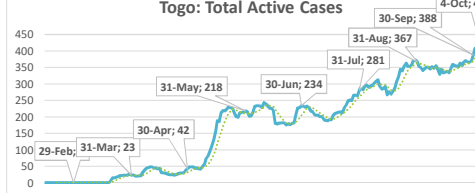
Senegal: Total Active Cases



Sierra Leone: Total Active Cases



Togo: Total Active Cases



.....: 7-day moving average