



AFRICAN DEVELOPMENT BANK GROUP

Weekly Data Flash on Covid-19 in Africa¹:

The situation as of Tuesday October 11, 2020

Statistics Department (ECST)

¹ This briefing note has been prepared by Roza Mamuye Bora, Senior Statistician; Anouar Chaouch, Statistician; Soumaila Karambiri, Statistical Assistant; Regis Hauhouot Stephane, Statistical Assistant and Desire Lakpa Guy, Statistical Assistant, under the supervision of Louis Kouakou, Division Manager ECST.1 and the guidance of Charles Leyeka Lufumpa, Director, ECST

For more information on Covid-19, please visit the Bank's Africa Information Highway
<https://africacovid.opendataforafrica.org/>.

Contents

	Page
Highlights of the Covid-19 Situation in Africa as of October 11, 2020	1
Data Annexes: Africa	3
Highlights of the Covid-19 Situation in Central Africa as of October 11, 2020	5
Data Annexes: Central Africa	6
Highlights of the Covid-19 Situation in East Africa as of October 11, 2020	8
Data Annexes: East Africa	9
Highlights of the Covid-19 Situation in North Africa as of October 11, 2020	11
Data Annexes: North Africa	12
Highlights of the Covid-19 Situation in Southern Africa as of October 11, 2020	14
Data Annexes: Southern Africa	15
Highlights of the Covid-19 Situation in West Africa as of October 11, 2020	17
Data Annexes: West Africa	18

Highlights of the Covid-19 Situation in Africa as of October 11, 2020²

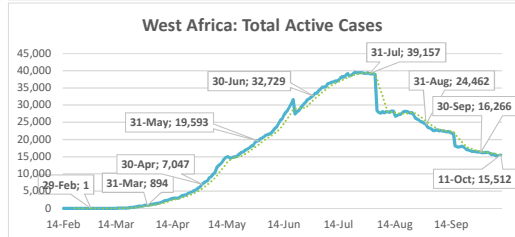
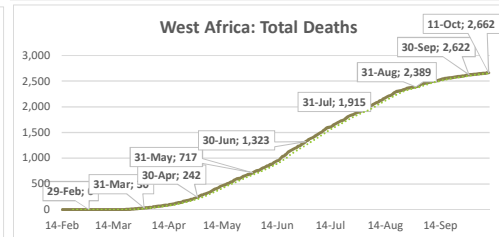
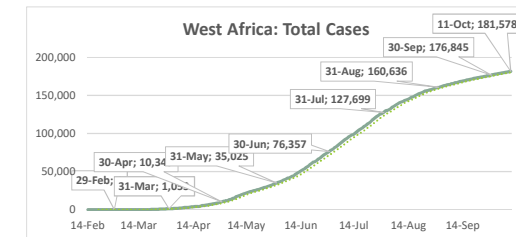
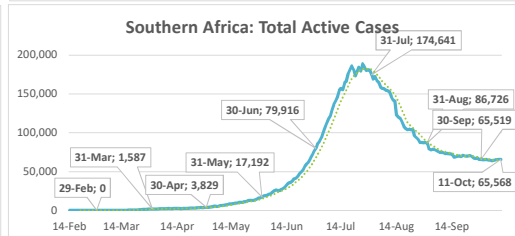
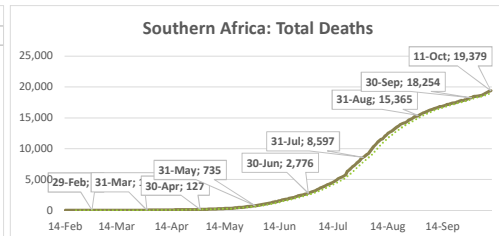
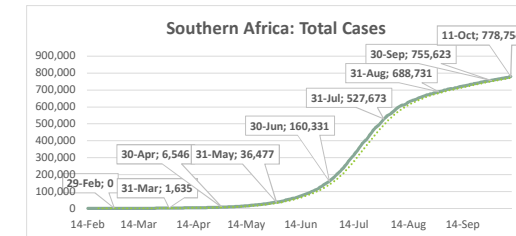
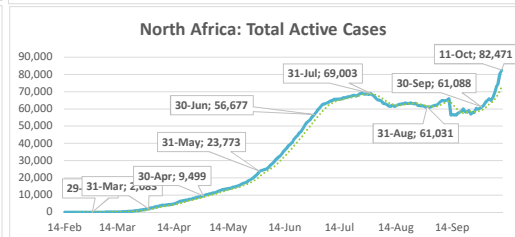
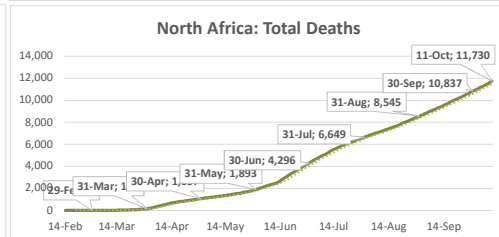
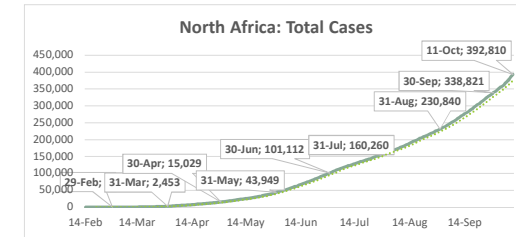
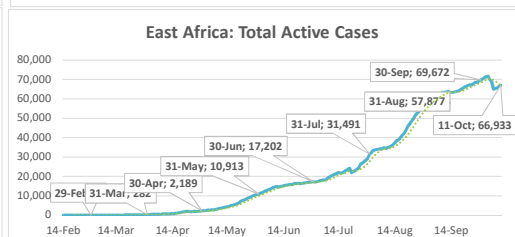
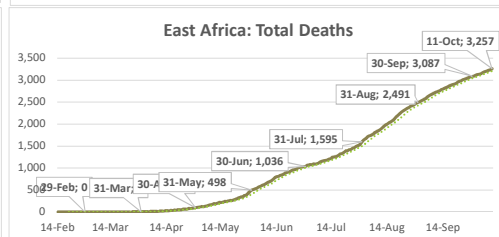
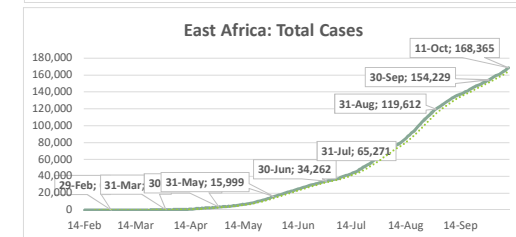
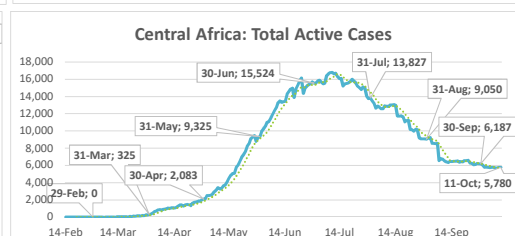
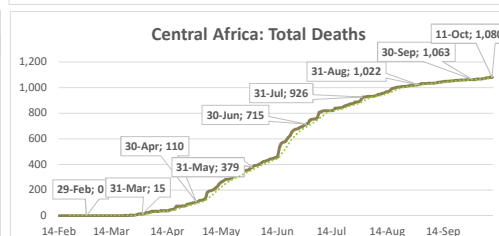
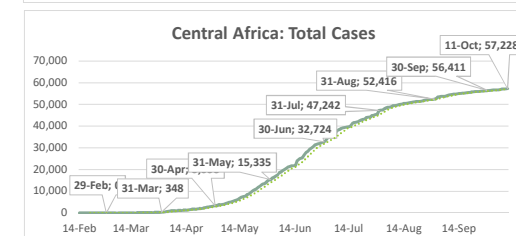
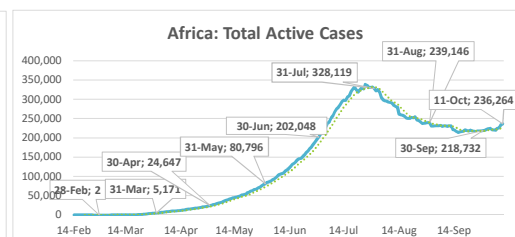
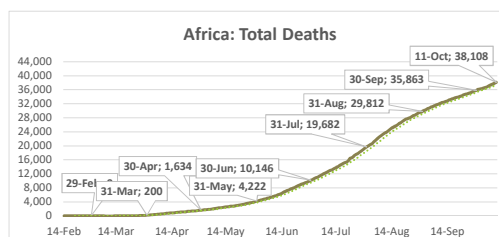
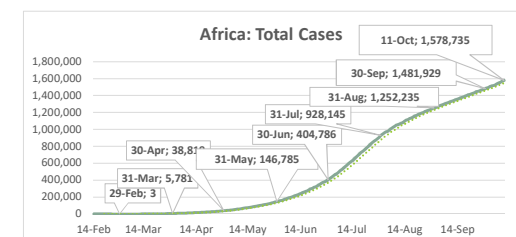
- **Globally, the total number of confirmed Covid-19 cases reached 37,404,289 as of October 11, 2020, the majority of which (31.3%) were in Asia, followed by North America (24.9%), South America (23.0%) and Europe (16.5%).** The number of new cases reported globally in the review week amounted to 2,326,053. To date, 26,015,627 cases have recovered, representing 69.6% of confirmed Covid-19 cases. The number of global deaths reached 1,075,848, of which 39,744 were recorded in the past week. The number of global active cases stands at 10,312,814.
- **Africa accounted for 4.2% of the total global cases, 3.5% of deaths, 5.0% of recovered cases and 2.3% of active cases as of October 11, 2020.**
- **As of Sunday October 11, 2020, more than 15.7 million people had been tested for Covid-19 in Africa, of which over 0.2 million tests were conducted in the week under review.** The majority (27.2%) of these tests were conducted in South Africa, followed by Morocco (17.4%), Ethiopia (8.3%), Egypt (4.1%), Kenya (3.6%), Nigeria (3.4%) and Rwanda (3.2%), which collectively accounted for 67.2% of the tests conducted in Africa.
- **Considering tests in relation to population size, Mauritius leads with 199,131 tests per 1 million people,** followed by Cabo Verde (156,615), Botswana (95,547), Gabon (83,518), Djibouti (79,027), Morocco (74,014) and South Africa (72,171). The average tests per 1 million people in Africa, stands at 11,743, which is an increase of 1.5% over the past week.
- **Tests per case in Africa stand at 10.0 as of October 11, 2020, indicating that there is one confirmed case for every 10 tests conducted, compared to 18.0 global average.** Regionally, the values for tests per case were 18.4 for East Africa, 15.2 for Central Africa, 11.6 for West Africa, 10.5 for North Africa and 7.1 for Southern Africa.
- **As of October 11, 2020, the total number of confirmed cases in Africa reached 1,578,735.** Majority of these cases (49.3%) were reported in Southern Africa, followed by North Africa at 24.9%, West Africa at 11.5%, East Africa at 10.7%, and Central Africa at 3.6%. Southern Africa was the region with the highest number of cases, with 88.9% of those cases reported in the nation of South Africa; the remaining countries of the region being among the least affected.
- **South Africa, Morocco, Egypt, Ethiopia, Nigeria, Algeria, Ghana, Libya, Kenya and Tunisia together account for 83.0% of the cases in Africa, as of October 11, 2020.** Five countries with the lowest number of cases are the Seychelles, Mauritius, Eritrea, Comoros and Burundi; cases ranging between 148 in Seychelles and 524 in Burundi. Considering population size, Cabo Verde, South Africa, Libya, Djibouti and Eswatini are the five countries with the highest number of confirmed cases per million people; rates ranging from 12,858 in Cabo Verde to 4,938 in Eswatini.

² Tanzania has not released data on Covid-19 since May 08, 2020.

- **In the week under review, a total of 63,774 new cases were reported in Africa, which is a 16.7% increase compared to the new cases recorded in the previous week. These new cases in Africa account for 2.7% of the weekly new cases recorded globally.** The North Africa region accounted for 58.3% of the weekly new cases in Africa, followed by Southern Africa (22.3%), East Africa (13.9%), West Africa (4.7%), and Central Africa (0.9%).
- **As of October 11, 2020, a total of 38,108 deaths had been reported in Africa since the start of the pandemic, of which 50.9% were in Southern Africa, 30.8% in North Africa, 8.5% in East Africa, 7.0% in West Africa and 2.8% in Central Africa.** South Africa, Egypt, Morocco, Algeria, Ethiopia and Nigeria are the six countries with the highest reported deaths due to Covid-19; deaths ranging between 17,780 in South Africa and 1,115 in Nigeria. A total of 1,598 new deaths were reported in the week under review, which is an increase of 18.6% compared to the preceding week. As of October 11, 2020, Eritrea and the Seychelles are the only countries in Africa not to have reported any deaths since the onset of the pandemic.
- **The case fatality rate (CFR), deaths per confirmed cases, for Africa stands at 2.4% in the review period, which is lower than the global average of 2.9%.** However, the CFR in Africa has increased since August 2020, compared with its level of 2.1% in July 2020, mainly reflecting the trend in the Southern Africa region, while the global average CFR is on a continuous decline. Regionally, West Africa has the lowest CFR at 1.5%, followed by Central Africa and East Africa at 1.9%, while North Africa at 3.0% and Southern Africa at 2.5% recorded higher CFR than the African average. Higher than or equal to the global average CFRs have been recorded in twelve African countries, namely Chad (7.1%), Sudan (6.1%), Liberia (6.0%), Niger (5.7%), Egypt (5.8%), Mali (4.0%), Angola (3.4%), Algeria (3.4%), Gambia (3.2%), Sierra Leone (3.1%), Malawi (3.1%) and Zimbabwe (2.9%).
- **As of October 11, 2020, the number of recovered cases in Africa reached 1,304,363, which is 82.6% of its total confirmed cases.** West Africa (90.0%), Southern Africa (89.1%), and Central Africa (88.0%) have recorded higher recovery rates than the average for Africa, while North Africa (76.0%) and East Africa (58.3%) showed relatively lower recovery rates. In the week under review, 50,305 newly recovered cases were reported.
- **As of October 11, 2020, the total number of active cases in Africa stands at 236,264, which is an increase of 11,871 cases over the previous week.** Africa started to see an increase in active cases in the past two weeks, after experiencing a decline over the preceding seven consecutive weeks. The previous decline was due to a higher number of recoveries compared to newly recorded cases within the period. Four countries, namely South Africa (50,926 cases), Ethiopia (44,692), Tunisia (27,046), and Morocco (22,392) jointly accounted for 61.4% of the active cases as of October 11, 2020.

Summary of COVID-19 tracking in Africa: Situation for the week ending 11 October 2020

	Date of first case	Cases				Deaths				Recovered				Active				Test	
		Total cases	New cases for the week of	New cases for the week of	Weekly change from Previous week	Total deaths	New deaths for the week of	New deaths for the week of	Weekly change from Previous week	Total Recovered	New recovered for the week of	New recovered for the week of	Weekly change from Previous week	Active cases	New active for the week of	New active for the week of	Weekly change from Previous week	Total tests	Tests Per million People
			11 Oct	04 Oct			11 Oct	04 Oct			11 Oct	04 Oct			11 Oct	04 Oct			
World	31-Dec	37,404,289	2,326,053	2,001,853	324,200	1,075,848	39,744	38,383	1,361	26,015,627	1,585,087	1,564,269	20,818	10,312,814	701,222	399,201	302,021	674,479,832	86,529
Africa	14-Feb	1,578,735	63,774	54,642	9,132	38,108	1,598	1,347	251	1,304,363	50,305	46,804	3,501	236,264	11,871	6,491	5,380	15,721,252	11,743
Central Africa	6-Mar	57,228	551	582	-31	1,080	12	7	5	50,368	543	886	-343	5,780	-4	-311	307	867,905	5,924
East Africa	13-Mar	168,365	8,849	8,440	409	3,257	119	101	18	98,175	13,469	5,042	8,427	66,933	-4,739	3,297	-8,036	3,105,201	8,270
North Africa	14-Feb	392,810	37,160	28,116	9,044	11,730	584	585	-1	298,609	19,991	21,857	-1,866	82,471	16,585	5,674	10,911	4,122,029	19,968
Southern Africa	5-Mar	778,754	14,235	14,325	-90	19,379	856	622	234	693,807	12,589	15,644	-3,055	65,568	790	-1,941	2,731	5,523,152	25,908
West Africa	28-Feb	181,578	2,979	3,179	-200	2,662	27	32	-5	163,404	3,713	3,375	338	15,512	-761	-228	-533	2,102,965	5,294



.....: 7-day moving average

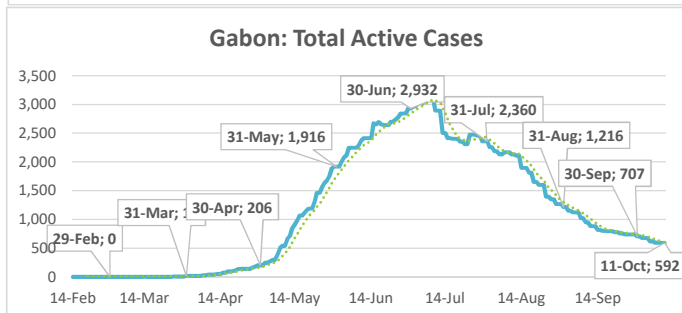
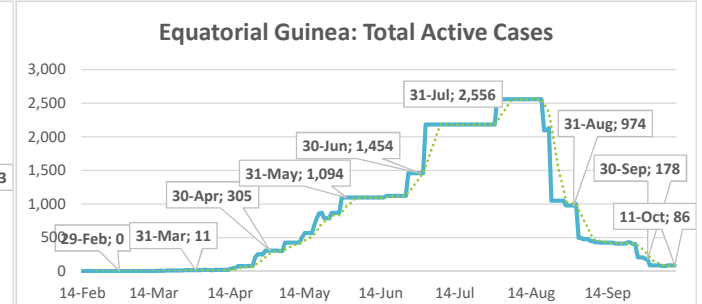
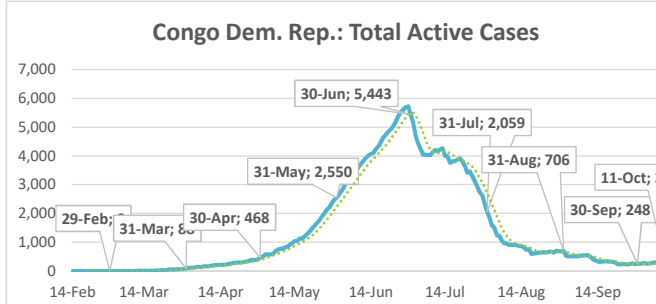
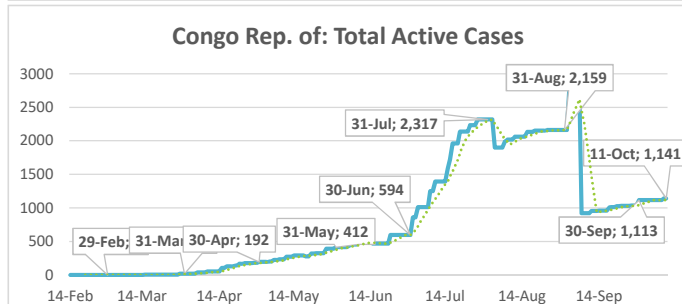
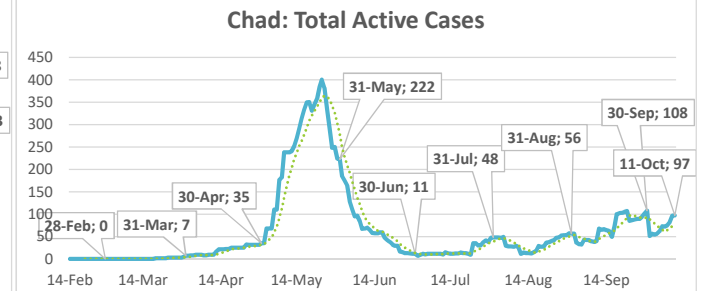
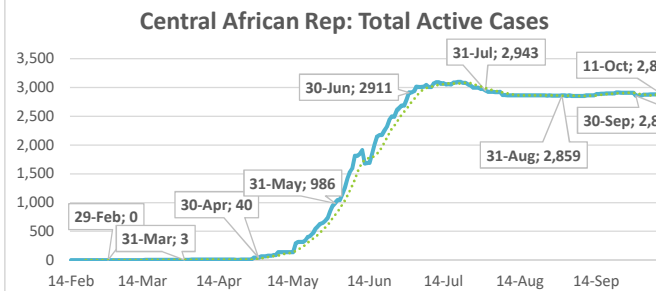
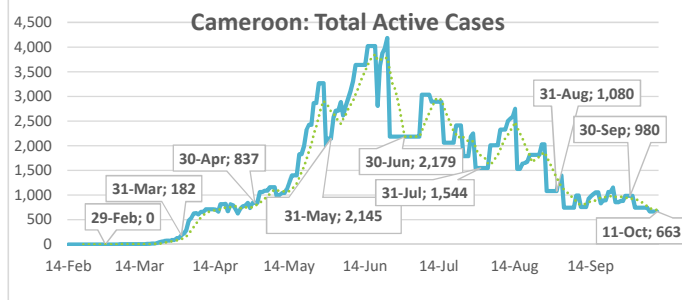
Central Africa

Highlights of the Covid-19 Situation in Central Africa as of October 11, 2020

- **As of Sunday, October 11, 2020, the number of total cases in the Central Africa region reached 57,228.** The region reported 551 new cases in the review week, which is a 5.3% decline compared to the new cases reported in the preceding week. The total number of deaths reported reached 1,080, recording 12 new deaths in the review week. The number of total recovered cases reached 50,368, of which 543 were newly recovered cases during the review week. The total number of active cases stands at 5,780, which is a decline of 4 cases in the review week.
- **Cameroon accounted for 37.1% of the total cases and 50.6% of the new cases in the region during the week under review.** Chad has the lowest number of total cases in the region at 1,304.
- **The average case fatality rate (CFR) for the region stands at 1.9%. The highest CFR in the region was reported in Chad at 7.1% and the lowest in Gabon at 0.6%.**

Summary of COVID-19 tracking in Central Africa: Situation for the week ending 11 October 2020

	Date of first case	Cases				Deaths				Recovered				Active				Test	
		Total cases	New cases for the week of	New cases for the week of	Weekly change	Total deaths	New deaths for the week of	New deaths for the week of	Weekly change from Previous week	Total Recovered	New recovered for the week of	New recovered for the week of	Weekly change from Previous week	Active cases	New active for the week of	New active for the week of	Weekly change from Previous week	Total tests	Tests Per million People
			11 Oct.	04 Oct.			11 Oct.	04 Oct.			11 Oct.	04 Oct.			11 Oct.	04 Oct.			
Central Africa	6-Mar	57,228	551	582	-31	1,080	12	7	5	50,368	543	886	-343	5,780	-4	-311	307	867,905	5,924
Cameroon	6-Mar	21,203	279	189	90	423	3	2	1	20,117	353	324	29	663	-77	-137	60	453,441	17,081
Central African Rep.	15-Mar	4,854	9	39	-30	62	0	0	0	1,924	10	74	-64	2,868	-1	-35	34	32,711	6,773
Chad	19-Mar	1,304	87	39	48	92	6	2	4	1,115	40	70	-30	97	41	-33	74	35,462	2,159
Congo Rep. of	15-Mar	5,118	29	81	-52	90	1	0	1	3,887	0	0	0	1,141	28	81	-53	35,932	6,512
Congo Dem. Rep.	10-Mar	10,851	91	148	-57	276	2	3	-1	10,242	3	146	-143	333	86	-1	87	61,855	691
Equatorial Guinea	14-Mar	5,063	18	17	1	83	0	0	0	4,894	15	139	-124	86	3	-122	125	62,615	44,630
Gabon	12-Mar	8,835	38	69	-31	54	0	0	0	8,189	122	133	-11	592	-84	-64	-20	185,889	83,518



.....: 7-day moving average

East Africa

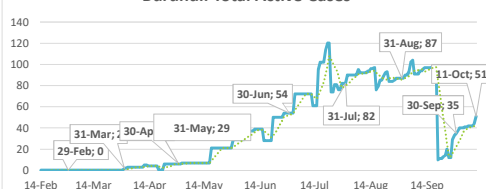
Highlights of the Covid-19 Situation in East Africa as of October 11, 2020

- **As of Sunday, October 11, 2020, the number of total cases in the East Africa region reached 168,365.** The region reported 8,849 new cases in the review week, which is a 4.8% increase compared to the number of new cases reported in the preceding week. The total number of deaths reported reached 3,257, recording 119 new deaths in the review week. The number of total recovered cases reached 98,175, of which 13,469 were newly recovered cases during the review week. The total number of active cases stands at 66,933, which is a decline of 4,739 cases in the review week.
- **Ethiopia accounted for 50.1% of the total cases and 61.9% of the new cases in the region during the week under review.** Seychelles has the lowest number of total cases in the region at 148.
- **The average case fatality rate (CFR) for the region stands at 1.9%. The highest CFR in the region was reported in Sudan at 6.1% and the lowest in Eritrea and Seychelles, where no deaths have been reported to date.**

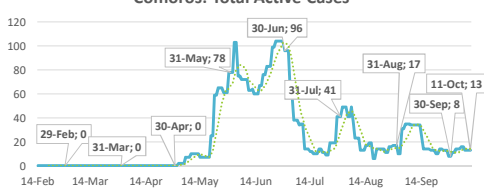
Summary of COVID-19 tracking in East Africa: Situation for the week ending 11 October 2020

	Date of first case	Cases				Deaths				Recovered				Active				Test	
		Total cases	New cases for the week of	New cases for the week of	Weekly change	Total deaths	New deaths for the week of	New deaths for the week of	Weekly change from Previous week	Total Recovered	New recovered for the week of	New recovered for the week of	Weekly change from Previous week	Active cases	New active for the week of	New active for the week of	Weekly change from Previous week	Total tests	Tests Per million People
		11 Oct.	04 Oct.	11 Oct.	04 Oct.	11 Oct.	04 Oct.	11 Oct.	04 Oct.	11 Oct.	04 Oct.	11 Oct.	04 Oct.	11 Oct.	04 Oct.	11 Oct.	04 Oct.	11 Oct.	04 Oct.
East Africa	13-Mar	168,365	8,849	8,440	409	3,257	119	101	18	98,175	13,469	5,042	8,427	66,933	4,739	3,297	-8,036	3,105,201	8,270
Burundi	31-Mar	524	11	28	-17	1	0	0	0	472	0	0	0	51	11	28	-17	37,522	3,156
Comoros	2-May	495	8	9	-1	7	0	0	0	475	9	8	1	13	-1	1	-2	3,517	4,044
Djibouti	18-Mar	5,423	4	10	-6	61	0	0	0	5,355	6	9	-3	7	-2	1	-3	78,079	79,027
Eritrea	21-Mar	414	16	23	-7	0	0	0	0	372	14	17	-3	42	2	6	-4	12,451	3,511
Ethiopia	13-Mar	84,295	5,476	5,487	-11	1,287	65	52	13	38,316	5,256	2,697	2,559	44,692	155	2,738	-2,583	1,307,632	11,374
Kenya	13-Mar	41,546	2,119	1,312	807	766	35	40	-5	32,000	6,341	1,038	5,303	8,780	4,257	234	4,491	564,078	10,490
Rwanda	14-Mar	4,896	30	46	-16	31	2	0	2	3,606	390	117	273	1,259	-362	-71	-291	506,658	39,117
Seychelles	15-Mar	148	2	3	-1	0	0	0	0	144	1	3	-2	4	1	0	1	5,352	54,420
Somalia	16-Mar	3,864	119	157	-38	99	0	0	0	3,089	79	64	15	676	40	93	-53	21,785	1,371
South Sudan	5-Apr	2,777	51	40	11	55	5	1	4	1,290	0	0	0	1,432	46	39	7	31,341	2,800
Sudan	13-Mar	13,673	20	47	-27	836	0	0	0	6,764	0	0	0	6,073	20	47	-27	39,311	897
Tanzania	16-Mar	509	21	183	305	3,880	65
Uganda	21-Mar	9,801	993	1,278	-285	93	12	8	4	6,109	1,373	1,089	284	3,599	-392	181	-573	493,595	10,791

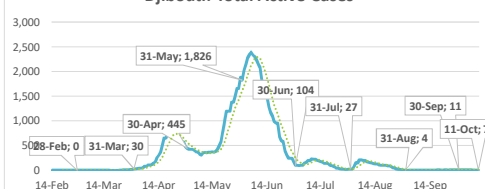
Burundi: Total Active Cases



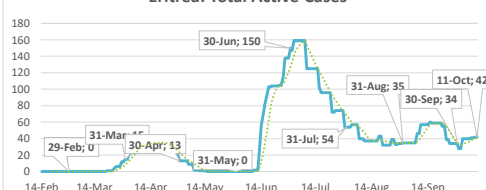
Comoros: Total Active Cases



Djibouti: Total Active Cases



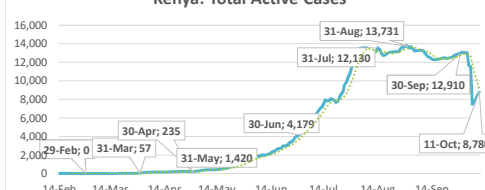
Eritrea: Total Active Cases



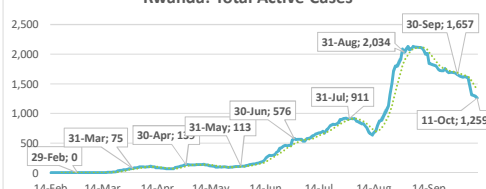
Ethiopia: Total Active Cases



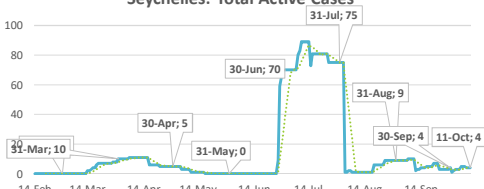
Kenya: Total Active Cases



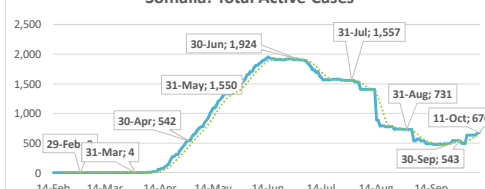
Rwanda: Total Active Cases



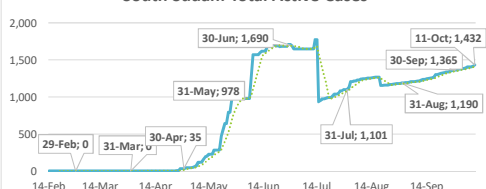
Seychelles: Total Active Cases



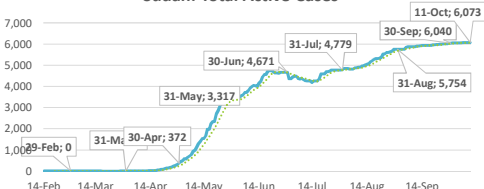
Somalia: Total Active Cases



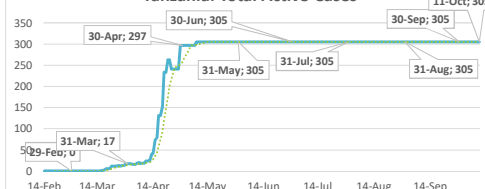
South Sudan: Total Active Cases



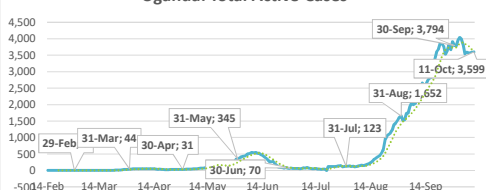
Sudan: Total Active Cases



Tanzania: Total Active Cases



Uganda: Total Active Cases



.....: 7-day moving average

North Africa

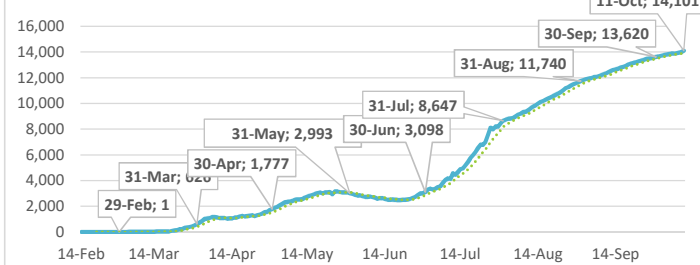
Highlights of the Covid-19 Situation in North Africa as of October 11, 2020

- **As of Sunday, October 11, 2020, the number of total cases in the North Africa region reached 392,810.** The region reported 37,160 new cases in the review week, which is 32.2% higher compared to the new cases reported in the preceding week. The total number of deaths reported reached 11,730, recording 584 new deaths in the review week. The number of total recovered cases reached 298,609, of which 19,991 were newly recovered cases during the review week. The total number of active cases stands at 82,471, which is an increase of 16,585 cases in the review week.
- **Morocco accounted for 38.8% of the total cases and 51.5% of the new cases in the region during the week under review.** Mauritania has the lowest number of total cases in the region at 7,550.
- **The average case fatality rate (CFR) for the region stands at 3.0%. The highest CFR in the region was reported in Egypt at 5.8% and the lowest in Tunisia at 1.5%.**

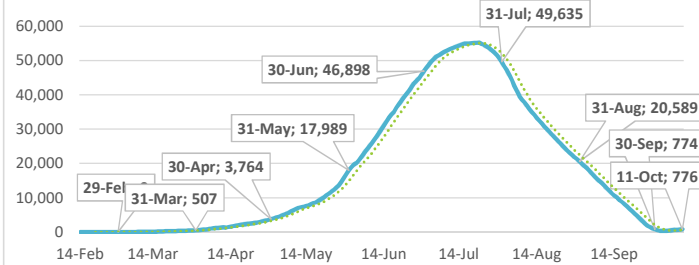
Summary of COVID-19 tracking in North Africa: Situation for the week ending 11 October 2020

	Date of first case	Cases				Deaths				Recovered				Active				Test	
		Total cases	New cases for the week of	New cases for the week of	Weekly change	Total deaths	New deaths for the week of	New deaths for the week of	Weekly change from Previous week	Total Recovered	New recovered for the week of	New recovered for the week of	Weekly change from Previous week	Active cases	New active for the week of	New active for the week of	Weekly change from Previous week	Total tests	Tests Per million People
			11 Oct.	04 Oct.			11 Oct.	04 Oct.			11 Oct.	04 Oct.			11 Oct.	04 Oct.			
North Africa	14-Feb	392,810	37,160	28,116	9,044	11,730	584	585	-1	298,609	19,991	21,857	-1,866	82,471	16,585	5,674	10,911	4,122,029	19,968
Algeria	26-Feb	53,072	936	1,069	-133	1,801	41	46	-5	37,170	592	718	-126	14,101	303	305	-2	174,739	3,985
Egypt	14-Feb	104,516	833	843	-10	6,052	71	98	-27	97,688	333	2,275	-1,942	776	429	-1,530	1,959	640,444	6,258
Libya	25-Mar	42,712	5,903	4,445	1,458	631	39	72	-33	24,038	2,609	3,301	-692	18,043	3,255	1,072	2,183	222,054	32,316
Mauritania	14-Mar	7,550	30	56	-26	163	1	1	0	7,274	86	118	-32	113	-57	-63	6	81,120	17,446
Morocco	5-Mar	152,404	19,132	15,587	3,545	2,605	275	261	14	127,407	16,371	15,445	926	22,392	2,486	-119	2,605	2,731,907	74,014
Tunisia	5-Mar	32,556	10,326	6,116	4,210	478	157	107	50	5,032	0	0	0	27,046	10,169	6,009	4,160	271,765	22,995

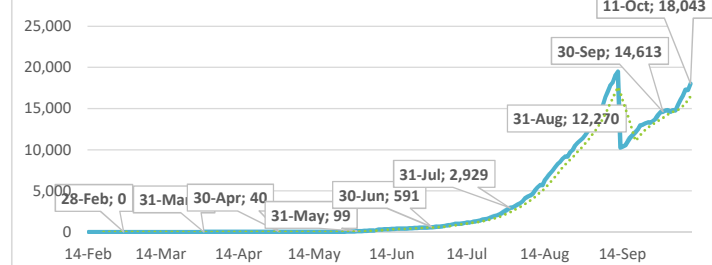
Algeria: Total Active Cases



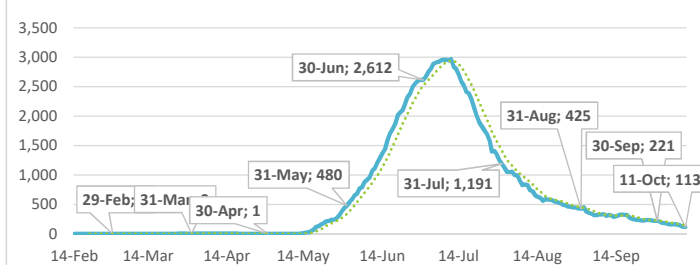
Egypt: Total Active Cases



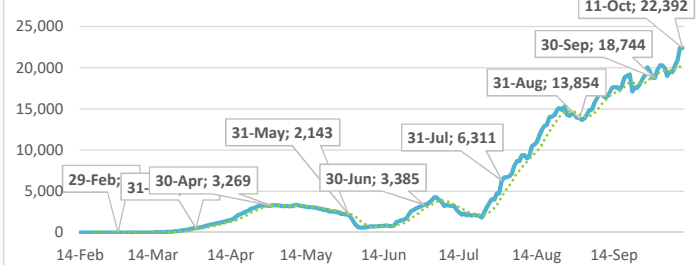
Libya: Total Active Cases



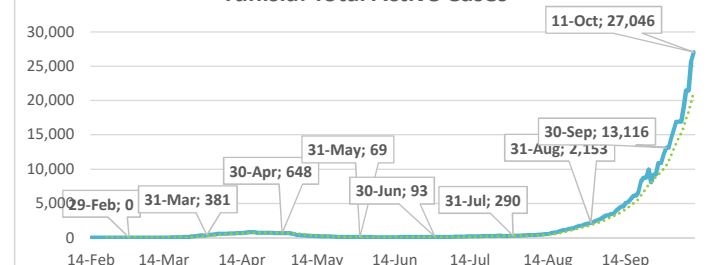
Mauritania: Total Active Cases



Morocco: Total Active Cases



Tunisia: Total Active Cases



.....: 7-day moving average

Southern Africa

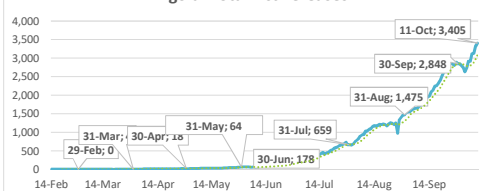
Highlights of the Covid-19 Situation in Southern Africa as of October 11, 2020

- **As of Sunday, October 11, 2020, the number of total cases in the Southern Africa region reached 778,754.** The region reported 14,235 new cases in the review week, which is a 0.6% decline compared to the new cases reported in the preceding week. The total number of deaths reported reached 19,379, recording 856 new deaths in the review week. The number of total recovered cases reached 693,807, of which 12,589 were newly recovered cases during the review week. The total number of active cases stands at 65,568, which is an increase of 790 cases in the review week.
- **South Africa accounted for 88.9% of the total cases and 78.6% of the new cases in the region during the week under review.** Mauritius has the lowest number of total cases in the region at 395.
- **The average case fatality rate (CFR) for the region stands at 2.5%. The highest CFR in the region was reported in Angola at 3.4% and the lowest in Botswana at 0.6%.**

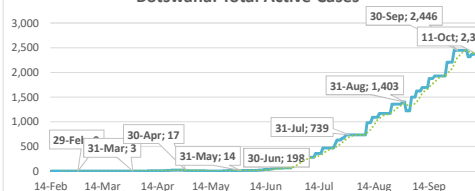
Summary of COVID-19 tracking in Southern Africa: Situation for the week ending 11 October 2020

	Date of first case	Cases				Deaths				Recovered				Active				Test	
		Total cases	New cases for the week of	New cases for the week of	Weekly change	Total deaths	New deaths for the week of	New deaths for the week of	Weekly change from Previous week	Total Recovered	New recovered for the week of	New recovered for the week of	Weekly change from Previous week	Active cases	New active for the week of	New active for the week of	Weekly change from Previous week	Total tests	Tests Per million People
		11 Oct.	04 Oct.	11 Oct.	04 Oct.	11 Oct.	04 Oct.	11 Oct.	04 Oct.	11 Oct.	04 Oct.	11 Oct.	04 Oct.	11 Oct.	04 Oct.	11 Oct.	04 Oct.	11 Oct.	04 Oct.
Southern Africa	5-Mar	778,754	14,235	14,325	-90	19,379	856	622	234	693,807	12,589	15,644	-3,055	65,568	790	-1,941	2,731	5,523,152	25,908
Angola	27-Mar	6,366	964	684	280	218	23	21	2	2,743	166	870	-704	3,405	775	-207	982	76,419	2,325
Botswana	16-Mar	3,219	47	251	-204	18	2	0	2	834	124	9	115	2,367	-79	242	-321	224,692	95,547
Eswatini	14-Mar	5,669	100	138	-38	113	2	3	-1	5,310	183	306	-123	246	-85	-171	86	45,325	39,068
Lesotho	13-May	1,805	122	125	-3	42	3	4	-1	961	35	129	-94	802	84	-8	92	20,909	9,760
Madagascar	20-Mar	16,718	160	273	-113	237	5	3	2	16,042	556	564	-8	439	-401	-294	-107	83,458	3,014
Malawi	2-Apr	5,821	35	18	17	180	1	0	1	4,644	103	335	-232	997	-69	-317	248	54,472	2,847
Mauritius	18-Mar	395	10	18	-8	10	0	0	0	358	1	14	-13	27	9	4	5	253,248	199,131
Mozambique	27-Mar	10,001	805	1,213	-408	71	5	8	-3	7,338	1,486	1,045	441	2,592	-686	160	-846	146,106	4,675
Namibia	14-Mar	11,891	265	593	-328	128	5	3	2	9,817	388	653	-265	1,946	-128	-63	-65	103,854	40,873
São Tomé & Príncipe	6-Apr	929	16	2	14	15	0	0	0	892	6	3	3	22	10	-1	11	6,193	28,258
South Africa	5-Mar	692,471	11,182	10,523	659	17,780	804	578	226	623,765	8,984	11,060	-2,076	50,926	1,394	-1,115	2,509	4,280,340	72,171
Zambia	18-Mar	15,458	406	411	-5	337	4	1	3	14,599	412	403	9	522	-10	7	-17	164,951	8,973
Zimbabwe	25-Mar	8,011	123	76	47	230	2	1	1	6,504	145	253	-108	1,277	-24	-178	154	63,185	4,251

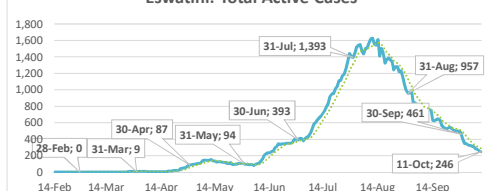
Angola: Total Active Cases



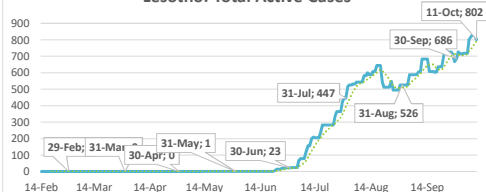
Botswana: Total Active Cases



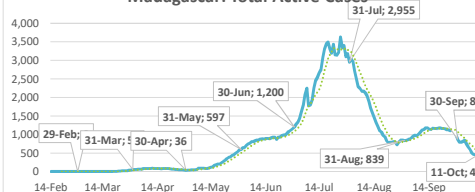
Eswatini: Total Active Cases



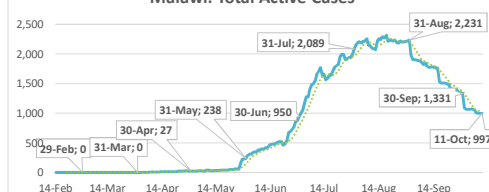
Lesotho: Total Active Cases



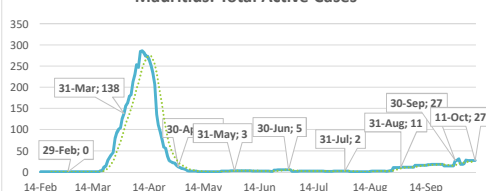
Madagascar: Total Active Cases



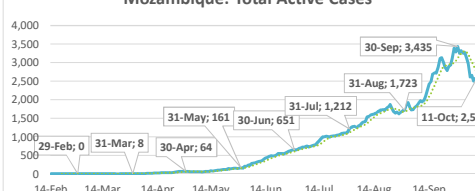
Malawi: Total Active Cases



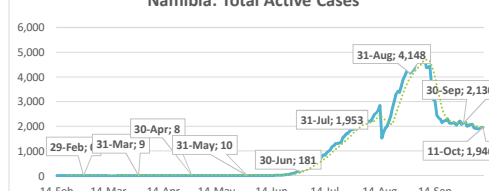
Mauritius: Total Active Cases



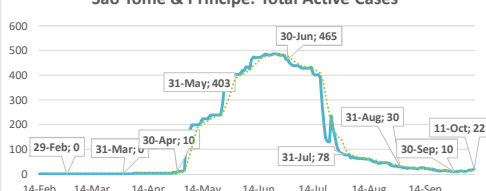
Mozambique: Total Active Cases



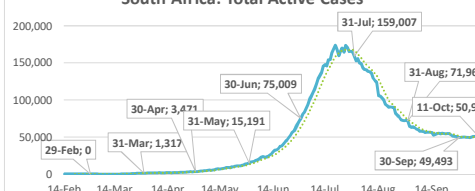
Namibia: Total Active Cases



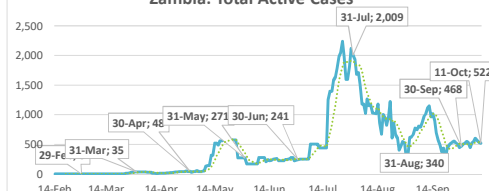
São Tomé & Príncipe: Total Active Cases



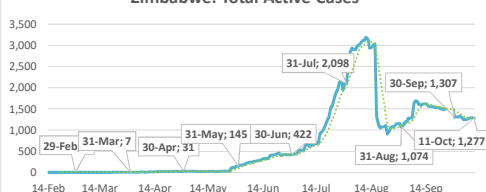
South Africa: Total Active Cases



Zambia: Total Active Cases



Zimbabwe: Total Active Cases



.....: 7-day moving average

West Africa

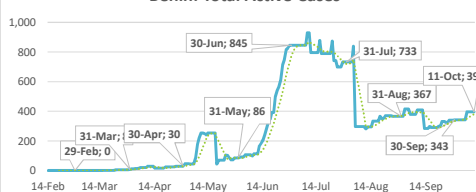
Highlights of the Covid-19 Situation in West Africa as of October 11, 2020

- **As of Sunday, October 11, 2020, the number of total cases in the West Africa region reached 181,578.** The region reported 2,979 new cases in the review week, which is 6.3% lower compared to the new cases reported in the preceding week. The total number of deaths reported reached 2,662, recording 27 new deaths in the review week. The number of total recovered cases reached 163,404, of which 3,713 were newly recovered cases during the review week. The total number of active cases stands at 15,512, which is a decline of 761 cases in the review week.
- **Nigeria accounted for 33.2% of the total cases and 30.9% of the new cases in the region during the week under review.** Niger has the lowest number of total cases in the region at 1,201.
- **The average case fatality rate (CFR) for the region stands at 1.5%. The highest CFRs in the region are reported in Liberia at 6.0% and the lowest in Guinea and Côte d'Ivoire at 0.6%.**

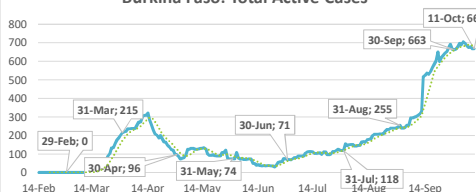
Summary of COVID-19 tracking in West Africa: Situation for the week ending 11 October 2020

	Date of first case	Cases				Deaths				Recovered				Active				Test	
		Total cases	New cases for the week of	New cases for the week of	Weekly change	Total deaths	New deaths for the week of	New deaths for the week of	Weekly change from Previous week	Total Recovered	New recovered for the week of	New recovered for the week of	Weekly change from Previous week	Active cases	New active for the week of	New active for the week of	Weekly change from Previous week	Total tests	Tests Per million People
		11 Oct.	04 Oct.	11 Oct.	04 Oct.	11 Oct.	04 Oct.	11 Oct.	04 Oct.	11 Oct.	04 Oct.	11 Oct.	04 Oct.	11 Oct.	04 Oct.	11 Oct.	04 Oct.	11 Oct.	04 Oct.
West Africa	28-Feb	181,578	2,979	3,179	-200	2,662	27	32	-5	163,404	3,713	3,375	338	15,512	-761	-228	-533	2,102,965	5,294
Benin	16-Mar	2,411	54	17	37	41	0	1	-1	1,973	0	13	-13	397	54	3	51	203,831	16,813
Burkina Faso	9-Mar	2,271	104	159	-55	61	2	3	-1	1,542	123	143	-20	668	-21	13	-34	53,153	2,543
Cabo Verde	20-Mar	2,072	712	589	123	75	10	8	-2	5,981	565	385	180	1,016	137	196	-59	87,076	156,615
Côte d'Ivoire	11-Mar	20,154	272	253	19	120	0	0	0	19,798	349	286	63	236	-77	-33	-44	166,699	6,320
Gambia, The	18-Mar	3,628	34	25	9	117	2	4	-2	2,540	314	65	249	971	-282	-44	-238	18,702	7,739
Ghana	12-Mar	47,005	176	442	-266	306	3	4	-1	46,398	338	442	-104	301	-165	-4	-161	497,782	16,020
Guinea	13-Mar	11,022	268	174	94	69	3	0	3	10,324	226	206	20	629	39	-32	71	94,092	7,165
Guinea-Bissau	27-Mar	2,385	23	38	-15	40	1	0	-1	1,728	179	0	179	617	-157	38	-195	19,951	10,138
Liberia	16-Mar	1,363	15	9	6	82	0	0	0	1,245	9	15	-6	36	6	-6	12	29,514	5,835
Mali	25-Mar	3,286	102	98	4	132	1	1	0	2,527	48	59	-11	627	53	38	15	56,337	2,782
Niger	20-Mar	1,201	1	4	-3	69	0	0	0	1,123	8	8	0	9	-7	-4	-3	26,229	1,084
Nigeria	28-Feb	60,266	921	1,021	-100	1,115	2	5	-3	51,735	967	974	-7	7,416	-48	42	-90	535,733	2,599
Senegal	2-Mar	15,268	174	185	-11	314	2	4	-2	13,297	492	692	-200	1,657	-320	-511	191	183,115	10,936
Sierra Leone	31-Mar	2,306	37	54	-17	72	0	0	0	1,736	30	25	5	498	7	29	-22	35,093	4,399
Togo	6-Mar	1,940	86	111	-25	49	1	2	-1	1,457	65	62	3	434	20	47	-27	95,658	11,555

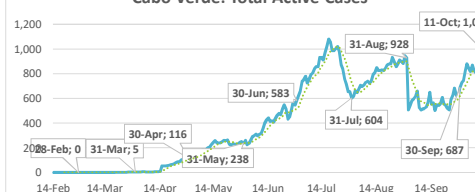
Benin: Total Active Cases



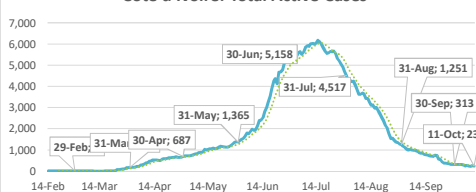
Burkina Faso: Total Active Cases



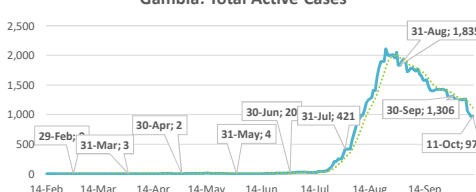
Cabo Verde: Total Active Cases



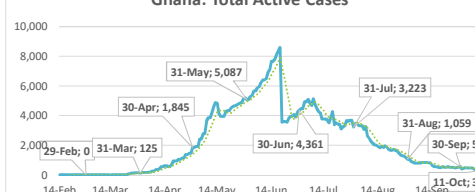
Côte d'Ivoire: Total Active Cases



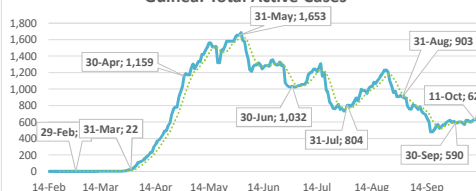
Gambia: Total Active Cases



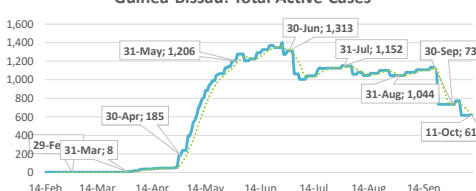
Ghana: Total Active Cases



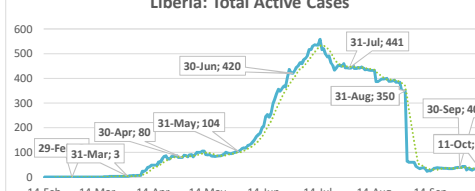
Guinea: Total Active Cases



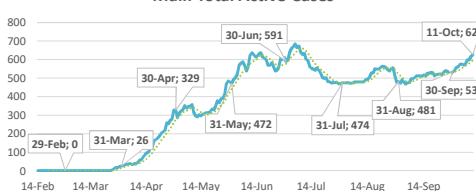
Guinea-Bissau: Total Active Cases



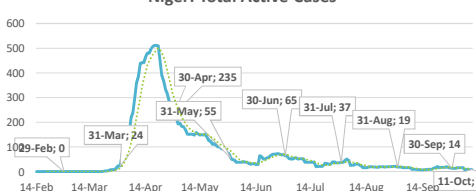
Liberia: Total Active Cases



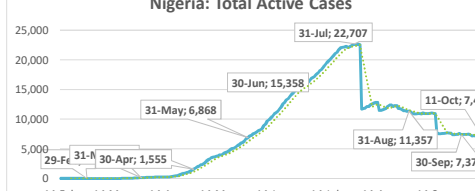
Mali: Total Active Cases



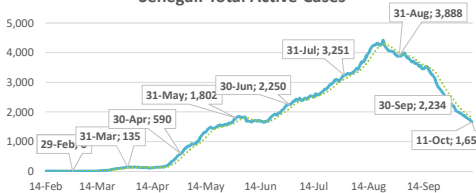
Niger: Total Active Cases



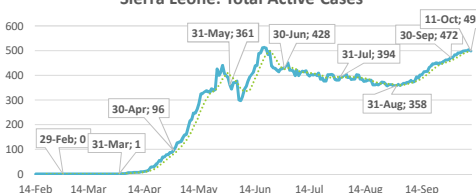
Nigeria: Total Active Cases



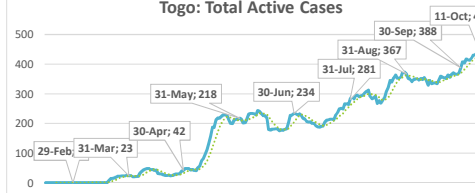
Senegal: Total Active Cases



Sierra Leone: Total Active Cases



Togo: Total Active Cases



.....: 7-day moving average