



AFRICAN DEVELOPMENT BANK GROUP

Weekly Data Flash on Covid-19 in Africa¹:

The situation as of Sunday October 18, 2020

Statistics Department (ECST)

¹ This briefing note has been prepared by Roza Mamuye Bora, Senior Statistician; Anouar Chaouch, Statistician; Soumaila Karambiri, Statistical Assistant; Regis Hauhouot Stephane, Statistical Assistant and Desire Lakpa Guy, Statistical Assistant, under the supervision of Louis Kouakou, Division Manager ECST.1 and the guidance of Charles Leyeka Lufumpa, Director ECST.

For more information on Covid-19, please visit the Bank's Africa Information Highway
<https://africacovid.opendataforafrica.org/>.

Contents

	Page
Highlights of the Covid-19 Situation in Africa as of October 18, 2020	1
Data Annexes: Africa	3
Highlights of the Covid-19 Situation in Central Africa as of October 18, 2020	5
Data Annexes: Central Africa	6
Highlights of the Covid-19 Situation in East Africa as of October 18, 2020	8
Data Annexes: East Africa	9
Highlights of the Covid-19 Situation in North Africa as of October 18, 2020	11
Data Annexes: North Africa	12
Highlights of the Covid-19 Situation in Southern Africa as of October 18, 2020	14
Data Annexes: Southern Africa	15
Highlights of the Covid-19 Situation in West Africa as of October 18, 2020	17
Data Annexes: West Africa	18

Highlights of the Covid-19 Situation in Africa as of October 18, 2020²

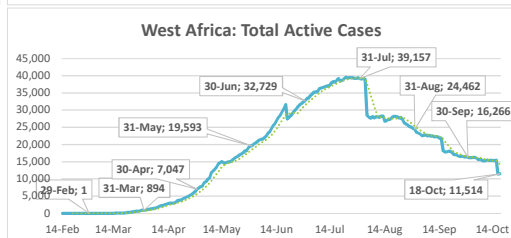
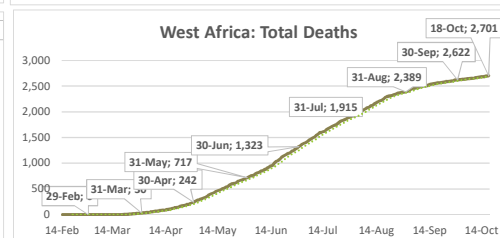
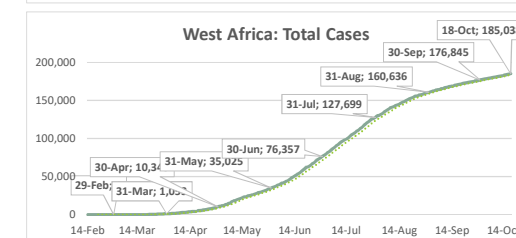
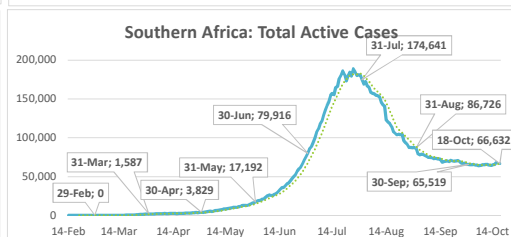
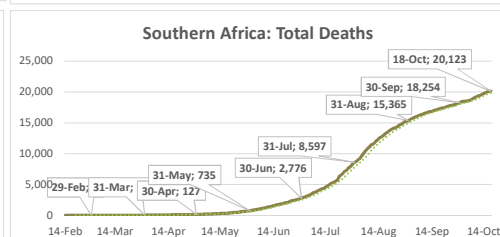
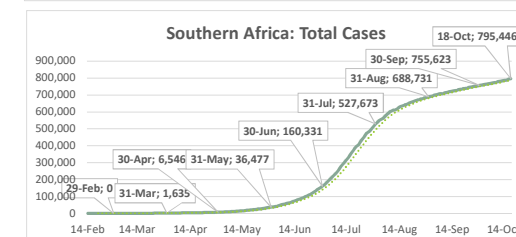
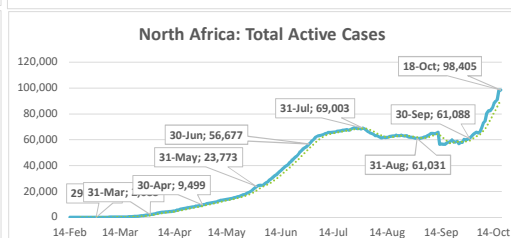
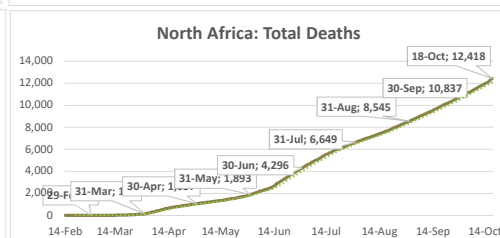
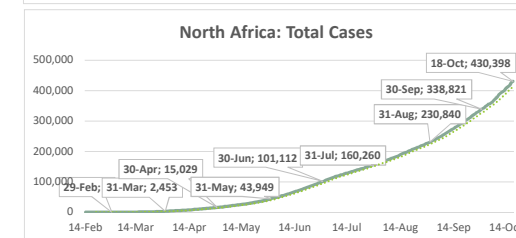
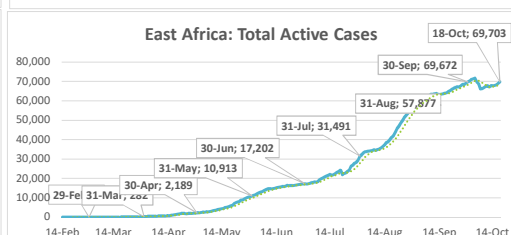
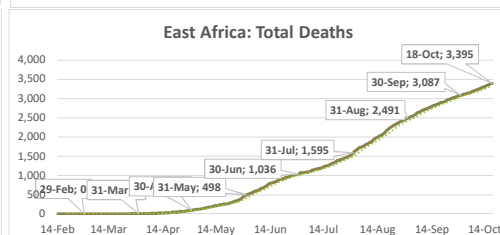
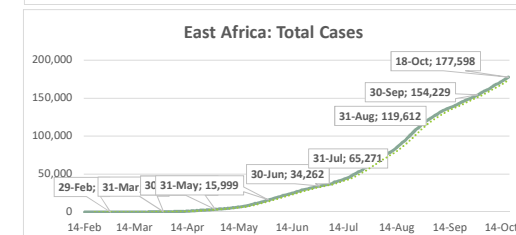
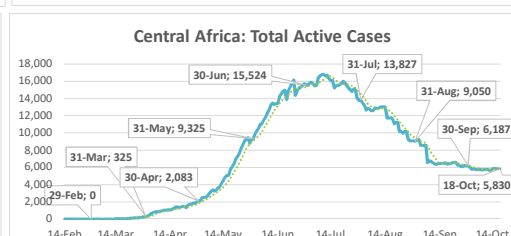
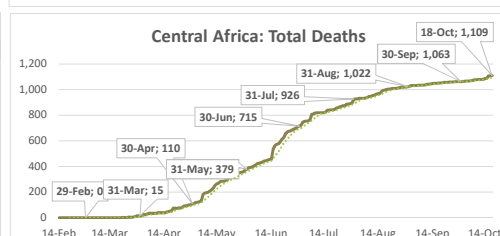
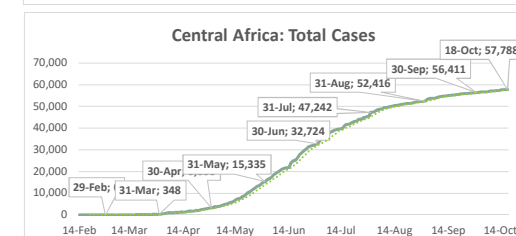
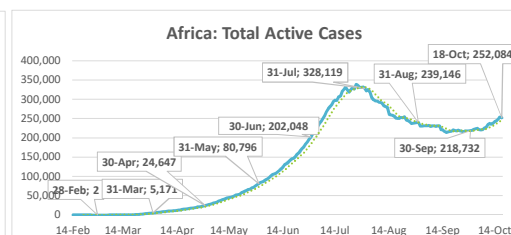
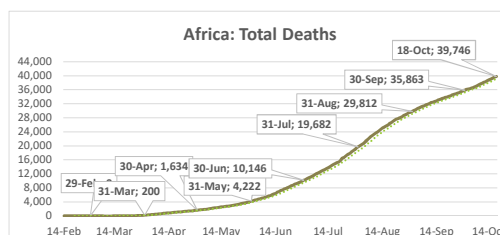
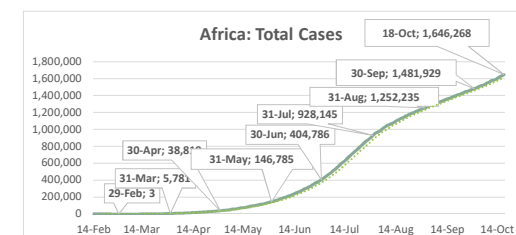
- **Globally, the total number of confirmed Covid-19 cases reached 39,898,689 as of October 18, 2020, the majority of which (31.1%) were in Asia, followed by North America (24.5%), South America (22.4%) and Europe (17.9%).** The number of new cases reported globally in the review week amounted to 2,494,400. To date, 27,436,592 cases have recovered, representing 68.8% of confirmed Covid-19 cases. The number of global deaths reached 1,112,588, of which 36,740 were recorded in the past week. The number of global active cases stands at 11,349,509.
- **Africa accounted for 4.1% of the total global cases, 3.6% of deaths, 4.9% of recovered cases and 2.2% of active cases as of October 18, 2020.**
- **As of Sunday October 18, 2020, more than 17.0 million people had been tested for Covid-19 in Africa, of which over 1.3 million tests were conducted in the week under review.** The majority (26.7%) of these tests were conducted in South Africa, followed by Morocco (17.8%), Ethiopia (8.2%), Egypt (3.9%), Kenya (3.6%), Nigeria (3.4%) and Rwanda (3.1%), which collectively accounted for 66.8% of the tests conducted in Africa.
- **Considering tests in relation to population size, Mauritius leads with 205,205 tests per 1 million people,** followed by Cabo Verde (158,768), Botswana (109,266), Gabon (94,567), Djibouti (83,164), Morocco (82,366) and South Africa (76,708). The average tests per 1 million people in Africa, stands at 12,744, which is an increase of 8.5% over the past week.
- **Tests per case in Africa stand at 10.4 as of October 18, 2020, indicating that there is one confirmed case for every 10 tests conducted, compared to 18.5 global average.** Regionally, the values for tests per case were 18.7 for East Africa, 15.6 for Central Africa, 12.3 for West Africa, 10.6 for North Africa and 7.6 for Southern Africa.
- **As of October 18, 2020, the total number of confirmed cases in Africa reached 1,646,268.** Majority of these cases (48.3%) were reported in Southern Africa, followed by North Africa at 26.1%, West Africa at 11.2%, East Africa at 10.8%, and Central Africa at 3.5%. Southern Africa was the region with the highest number of cases, with 88.5% of those cases reported in the nation of South Africa; the remaining countries of the region being among the least affected.
- **South Africa, Morocco, Egypt, Ethiopia, Nigeria, Algeria, Libya, Ghana, Kenya and Tunisia together account for 83.2% of the cases in Africa, as of October 18, 2020.** Five countries with the lowest number of cases are the Seychelles, Mauritius, Eritrea, Comoros and Burundi; cases ranging between 149 in Seychelles and 542 in Burundi. Considering population size, Cabo Verde, South Africa, Libya, Djibouti and Eswatini are the five countries with the highest number of confirmed cases per million people; rates ranging from 14,095 in Cabo Verde to 5,035 in Eswatini.

² Tanzania has not released data on Covid-19 since May 08, 2020.

- **In the week under review, a total of 67,484 new cases were reported in Africa, which is a 5.7% increase compared to the new cases recorded in the previous week. These new cases in Africa account for 2.7% of the weekly new cases recorded globally.** The North Africa region accounted for 55.7% of the weekly new cases in Africa, followed by Southern Africa (24.7%), East Africa (13.7%), West Africa (5.1%), and Central Africa (0.8%).
- **As of October 18, 2020, a total of 39,746 deaths had been reported in Africa since the start of the pandemic, of which 50.6% were in Southern Africa, 31.2% in North Africa, 8.5% in East Africa, 6.8% in West Africa and 2.8% in Central Africa.** South Africa, Egypt, Morocco, Algeria, Ethiopia and Nigeria are the six countries with the highest reported deaths due to Covid-19; deaths ranging between 18,471 in South Africa and 1,125 in Nigeria. A total of 1,638 new deaths were reported in the week under review, which is an increase of 2.5% compared to the preceding week. As of October 18, 2020, Eritrea and the Seychelles are the only countries in Africa not to have reported any deaths since the onset of the pandemic.
- **The case fatality rate (CFR), deaths per confirmed cases, for Africa stands at 2.4% in the review period, which is lower than the global average of 2.8%.** However, the CFR in Africa has increased since its level of 2.1% in July 2020, while the global average CFR is on a continuous decline. Regionally, West Africa has the lowest CFR at 1.5%, followed by Central Africa and East Africa at 1.9%, while North Africa at 2.9% and Southern Africa at 2.5% recorded higher CFR than the African average. Higher than or equal to the global average CFRs have been recorded in twelve African countries, namely Chad (6.7%), Sudan (6.1%), Liberia (6.0%), Niger (5.7%), Egypt (5.8%), Mali (3.9%), Angola (3.2%), Algeria (3.4%), Gambia (3.2%), Sierra Leone (3.1%), Malawi (3.1%) and Zimbabwe (2.8%).
- **As of October 18, 2020, the number of recovered cases in Africa reached 1,354,438, which is 82.3% of its total confirmed cases.** West Africa (92.3%), Southern Africa (89.1%), and Central Africa (88.0%) have recorded higher recovery rates than the average for Africa, while North Africa (74.3%) and East Africa (58.8%) showed relatively lower recovery rates. In the week under review, 50,972 newly recovered cases were reported.
- **As of October 18, 2020, the total number of active cases in Africa stands at 252,084, which is an increase of 14,874 cases over the previous week.** Africa started to see an increase in active cases in the past three weeks, after experiencing a decline over the preceding seven consecutive weeks. The previous decline was due to a higher number of recoveries compared to newly recorded cases within the period. Four countries, namely South Africa (50,779 cases), Ethiopia (45,136), Tunisia (34,884), and Morocco (26,732) jointly accounted for 62.5% of the active cases as of October 18, 2020.

Summary of COVID-19 tracking in Africa: Situation for the week ending 18 October 2020

	Date of first case	Cases				Deaths				Recovered				Active				Test	
		Total cases	New cases for the week of	New cases for the week of	Weekly change from Previous week	Total deaths	New deaths for the week of	New deaths for the week of	Weekly change from Previous week	Total Recovered	New recovered for the week of	New recovered for the week of	Weekly change from Previous week	Active cases	New active for the week of	New active for the week of	Weekly change from Previous week	Total tests	Tests Per million People
		18 Oct.	11 Oct.	11 Oct.	11 Oct.	18 Oct.	11 Oct.	11 Oct.	11 Oct.	18 Oct.	11 Oct.	11 Oct.	11 Oct.	18 Oct.	11 Oct.	11 Oct.	11 Oct.	18 Oct.	18 Oct.
World	31-Dec	39,898,689	2,494,400	2,326,053	168,347	1,112,588	36,740	39,744	-3,004	27,436,592	1,420,965	1,585,087	-164,122	11,349,509	1,036,695	701,222	335,473	738,329,701	94,721
Africa	14-Feb	1,646,268	67,484	63,823	3,661	39,746	1,638	1,598	40	1,354,438	50,972	49,408	1,564	252,084	14,874	12,817	2,057	17,062,468	12,744
Central Africa	6-Mar	57,788	560	551	9	1,109	29	12	17	50,849	481	543	-62	5,830	50	-4	54	900,731	6,148
East Africa	13-Mar	177,598	9,233	8,849	384	3,395	138	119	19	104,500	7,228	12,566	-5,338	69,703	1,867	-3,836	5,703	3,326,093	8,858
North Africa	14-Feb	430,398	37,588	37,160	428	12,418	688	584	104	319,575	20,966	19,991	975	98,405	15,934	16,585	-651	4,550,959	22,045
Southern Africa	5-Mar	795,446	16,647	14,280	2,367	20,123	744	856	-112	708,691	14,881	12,592	2,289	66,632	1,022	832	190	6,013,867	28,210
West Africa	28-Feb	185,038	3,456	2,983	473	2,701	39	27	12	170,823	7,416	3,716	3,700	11,514	-3,999	-760	-3,239	2,270,818	5,717



.....: 7-day moving average

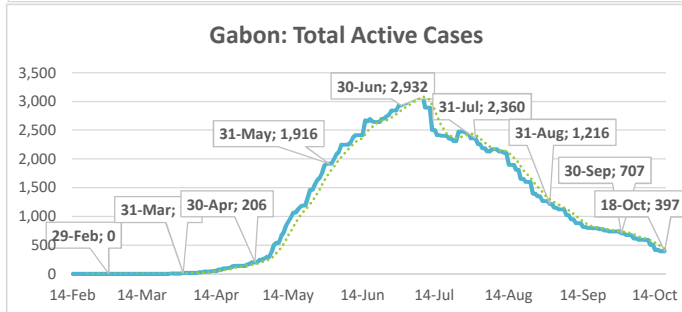
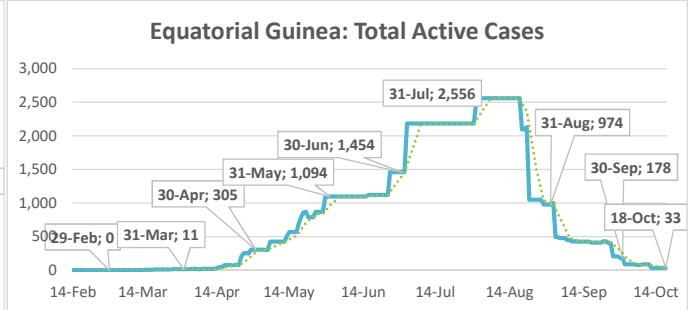
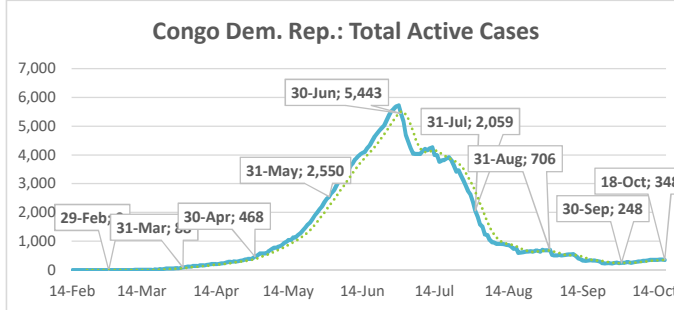
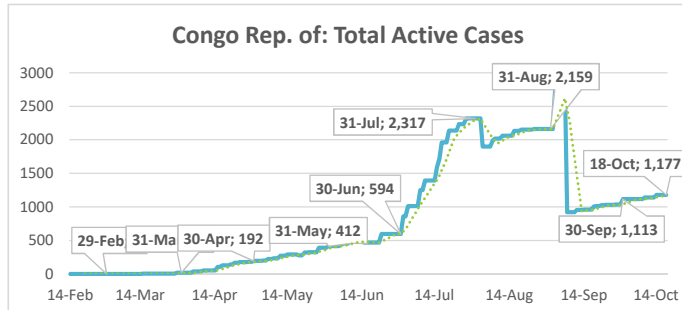
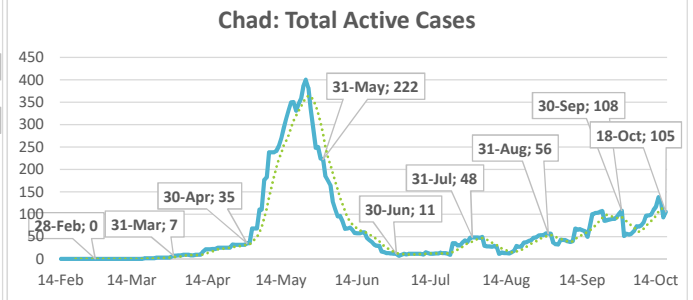
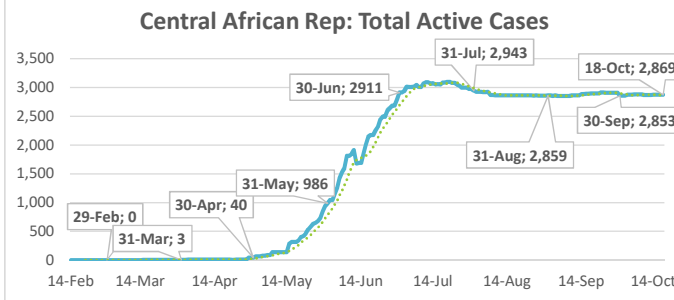
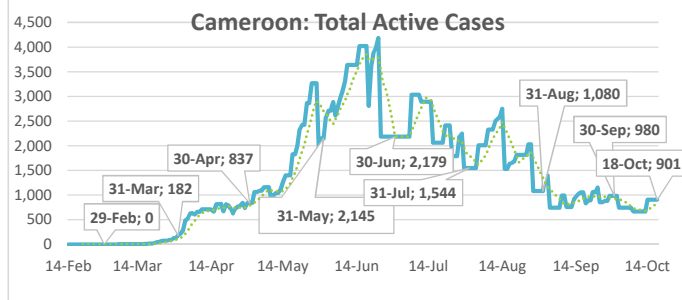
Central Africa

Highlights of the Covid-19 Situation in Central Africa as of October 18, 2020

- **As of Sunday, October 18, 2020, the number of total cases in the Central Africa region reached 57,788.** The region reported 560 new cases in the review week, which is a 1.6% increase compared to the new cases reported in the preceding week. The total number of deaths reported reached 1,109, recording 29 new deaths in the review week. The number of total recovered cases reached 50,849, of which 481 were newly recovered cases during the review week. The total number of active cases stands at 5,830, which is an increase of 50 cases in the review week.
- **Cameroon accounted for 37.1% of the total cases and 42.5% of the new cases in the region during the week under review.** Chad has the lowest number of total cases in the region at 1,379.
- **The average case fatality rate (CFR) for the region stands at 1.9%. The highest CFR in the region was reported in Chad at 6.7% and the lowest in Gabon at 0.6%.**

Summary of COVID-19 tracking in Central Africa: Situation for the week ending 18 October 2020

	Date of first case	Cases				Deaths				Recovered				Active				Test	
		Total cases	New cases for the week of	New cases for the week of	Weekly change	Total deaths	New deaths for the week of	New deaths for the week of	Weekly change from Previous week	Total Recovered	New recovered for the week of	New recovered for the week of	Weekly change from Previous week	Active cases	New active for the week of	New active for the week of	Weekly change from Previous week	Total tests	Tests Per million People
			18 Oct.	11 Oct.			18 Oct.	11 Oct.			18 Oct.	11 Oct.			18 Oct.	11 Oct.			
Central Africa	6-Mar	57,788	560	551	9	1,109	29	12	17	50,849	481	543	-62	5,830	50	4	54	900,731	6,148
Cameroon	6-Mar	21,441	238	279	-41	423	0	3	-3	20,117	0	353	-353	901	238	-77	315	453,441	17,081
Central African Rep.	15-Mar	4,855	1	9	-8	62	0	0	0	1,924	0	10	-10	2,869	1	-1	2	32,711	6,773
Chad	19-Mar	1,379	75	87	-12	93	1	6	-5	1,181	66	40	26	105	8	41	-33	38,306	2,332
Congo Rep. of	15-Mar	5,156	38	29	9	92	2	1	1	3,887	0	0	0	1,177	36	28	8	39,768	7,207
Congo Dem. Rep.	10-Mar	11,006	155	91	64	302	26	2	24	10,356	114	3	111	348	15	86	-71	62,434	697
Equatorial Guinea	14-Mar	5,070	7	18	-11	83	0	0	0	4,954	60	15	45	33	-53	3	-56	63,589	45,324
Gabon	12-Mar	8,881	46	38	8	54	0	0	0	8,430	241	122	119	397	-195	-84	-111	210,482	94,567



.....: 7-day moving average

East Africa

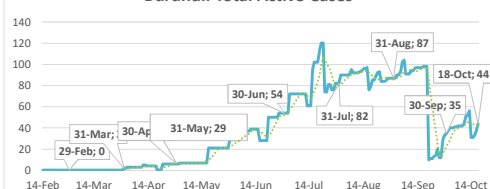
Highlights of the Covid-19 Situation in East Africa as of October 18, 2020

- **As of Sunday, October 18, 2020, the number of total cases in the East Africa region reached 177,598.** The region reported 9,233 new cases in the review week, which is a 4.3% increase compared to the number of new cases reported in the preceding week. The total number of deaths reported reached 3,395, recording 138 new deaths in the review week. The number of total recovered cases reached 104,500, of which 7,228 were newly recovered cases during the review week. The total number of active cases stands at 69,703, which is an increase of 1,867 cases in the review week.
- **Ethiopia accounted for 50.2% of the total cases and 52.4% of the new cases in the region during the week under review.** Seychelles has the lowest number of total cases in the region at 149.
- **The average case fatality rate (CFR) for the region stands at 1.9%. The highest CFR in the region was reported in Sudan at 6.1% and the lowest in Eritrea and Seychelles, where no deaths have been reported to date.**

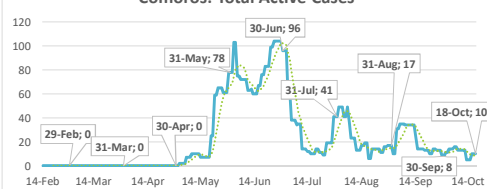
Summary of COVID-19 tracking in East Africa: Situation for the week ending 18 October 2020

	Date of first case	Cases				Deaths				Recovered				Active				Test	
		Total cases	New cases for the week of	New cases for the week of	Weekly change	Total deaths	New deaths for the week of	New deaths for the week of	Weekly change from Previous week	Total Recovered	New recovered for the week of	New recovered for the week of	Weekly change from Previous week	Active cases	New active for the week of	New active for the week of	Weekly change from Previous week	Total tests	Tests Per million People
		18 Oct.	11 Oct.	11 Oct.	11 Oct.	18 Oct.	11 Oct.	11 Oct.	11 Oct.	18 Oct.	11 Oct.	11 Oct.	11 Oct.	18 Oct.	11 Oct.	11 Oct.	11 Oct.	18 Oct.	18 Oct.
East Africa	13-Mar	177,598	9,233	8,849	384	3,395	138	119	19	104,500	7,228	12,566	-5,338	69,703	1,867	-3,836	5,703	3,326,093	8,858
Burundi	31-Mar	542	18	11	7	1	0	0	0	497	25	0	25	44	-7	11	-18	37,522	3,156
Comoros	2-May	502	7	8	-1	7	0	0	0	485	10	9	1	10	-3	-1	-2	4,568	5,253
Djibouti	18-Mar	5,459	36	4	32	61	0	0	0	5,375	20	6	14	23	16	-2	18	82,166	83,164
Eritrea	21-Mar	452	38	16	22	0	0	0	0	388	16	14	2	64	22	2	20	14,780	4,168
Ethiopia	13-Mar	89,137	4,842	5,476	-634	1,352	65	65	0	42,649	4,333	5,256	-923	45,136	444	155	289	1,397,348	12,155
Kenya	13-Mar	44,881	3,335	2,119	1,216	832	66	35	31	31,857	760	5,438	-4,678	12,192	2,509	-3,354	5,863	621,976	11,567
Rwanda	14-Mar	4,974	78	30	48	34	3	2	1	4,783	1,177	390	787	157	-1,102	-362	-740	534,409	41,260
Seychelles	15-Mar	149	1	2	-1	0	0	0	0	148	4	1	3	1	-3	1	-4	5,486	55,782
Somalia	16-Mar	3,864	0	119	-119	99	0	0	0	3,089	0	79	-79	676	0	40	-40	23,456	1,476
South Sudan	5-Apr	2,842	65	51	14	55	0	5	-5	1,290	0	0	0	1,497	65	46	19	35,301	3,154
Sudan	13-Mar	13,697	24	20	4	836	0	0	0	6,764	0	0	0	6,097	24	20	4	42,915	979
Tanzania	16-Mar	509	21	183	305	3,880	65
Uganda	21-Mar	10,590	789	993	-204	97	4	12	-8	6,992	883	1,373	-490	3,501	-98	-392	294	522,286	11,418

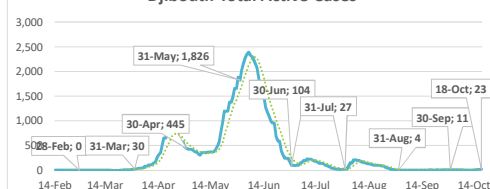
Burundi: Total Active Cases



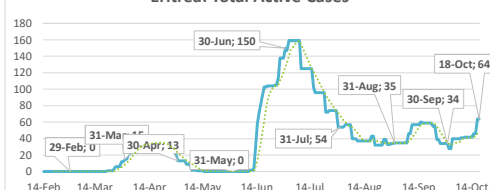
Comoros: Total Active Cases



Djibouti: Total Active Cases



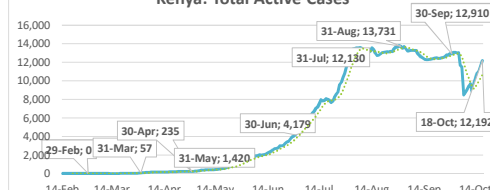
Eritrea: Total Active Cases



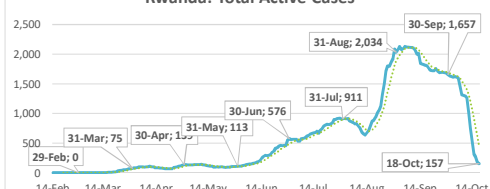
Ethiopia: Total Active Cases



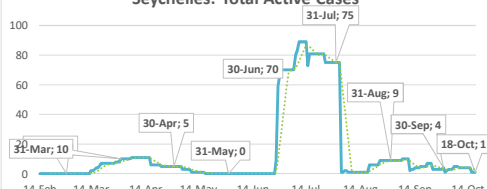
Kenya: Total Active Cases



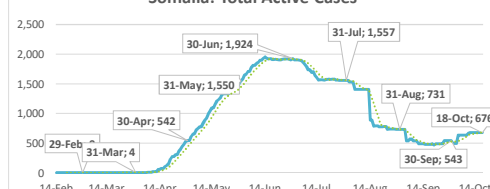
Rwanda: Total Active Cases



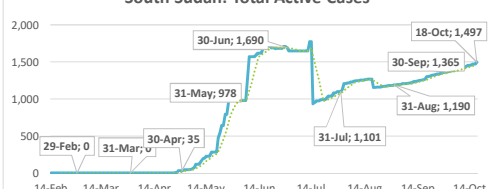
Seychelles: Total Active Cases



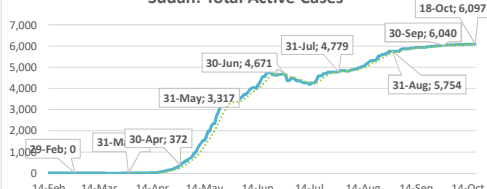
Somalia: Total Active Cases



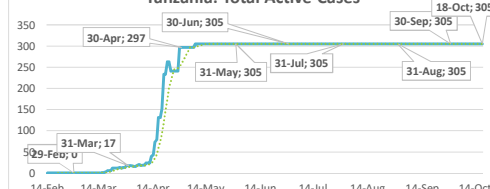
South Sudan: Total Active Cases



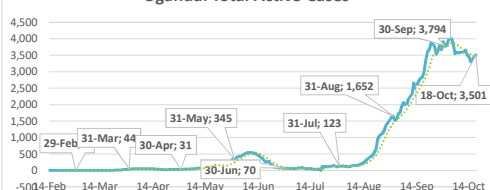
Sudan: Total Active Cases



Tanzania: Total Active Cases



Uganda: Total Active Cases



.....: 7-day moving average

North Africa

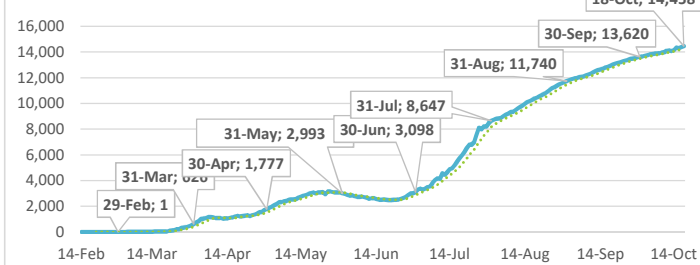
Highlights of the Covid-19 Situation in North Africa as of October 18, 2020

- **As of Sunday, October 18, 2020, the number of total cases in the North Africa region reached 430,398.** The region reported 37,588 new cases in the review week, which is 1.2% higher compared to the new cases reported in the preceding week. The total number of deaths reported reached 12,418, recording 688 new deaths in the review week. The number of total recovered cases reached 319,575, of which 20,966 were newly recovered cases during the review week. The total number of active cases stands at 98,405, which is an increase of 15,934 cases in the review week.
- **Morocco accounted for 40.3% of the total cases and 56.5% of the new cases in the region during the week under review.** Mauritania has the lowest number of total cases in the region at 7,608.
- **The average case fatality rate (CFR) for the region stands at 2.9%. The highest CFR in the region was reported in Egypt at 5.8% and the lowest in Tunisia and Libya at 1.5%.**

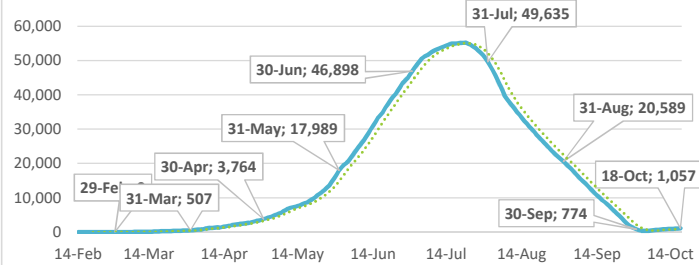
Summary of COVID-19 tracking in North Africa: Situation for the week ending 18 October 2020

	Date of first case	Cases				Deaths				Recovered				Active				Test	
		Total cases	New cases for the week of	New cases for the week of	Weekly change	Total deaths	New deaths for the week of	New deaths for the week of	Weekly change from Previous week	Total Recovered	New recovered for the week of	New recovered for the week of	Weekly change from Previous week	Active cases	New active for the week of	New active for the week of	Weekly change from Previous week	Total tests	Tests Per million People
			18 Oct.	11 Oct.			18 Oct.	11 Oct.			18 Oct.	11 Oct.			18 Oct.	11 Oct.			
North Africa	14-Feb	430,398	37,588	37,160	428	12,418	688	584	104	319,575	20,966	19,991	975	98,405	15,934	16,585	-651	4,550,959	22,045
Algeria	26-Feb	54,402	1,330	936	394	1,856	55	41	14	38,088	918	592	326	14,458	357	303	54	186,725	4,258
Egypt	14-Feb	105,424	908	833	75	6,120	68	71	-3	98,247	559	333	226	1,057	281	429	-148	671,680	6,564
Libya	25-Mar	48,790	6,078	5,903	175	725	94	39	55	26,889	2,851	2,609	242	21,176	3,133	3,255	-122	270,759	39,404
Mauritania	14-Mar	7,608	58	30	28	163	0	1	-1	7,347	73	86	-13	98	-15	-57	42	84,101	18,088
Morocco	5-Mar	173,632	21,228	19,132	2,096	2,928	323	275	48	143,972	16,565	16,371	194	26,732	4,340	2,486	1,854	3,040,181	82,366
Tunisia	5-Mar	40,542	7,986	10,326	-2,340	626	148	157	-9	5,032	0	0	0	34,884	7,838	10,169	-2,331	297,513	25,173

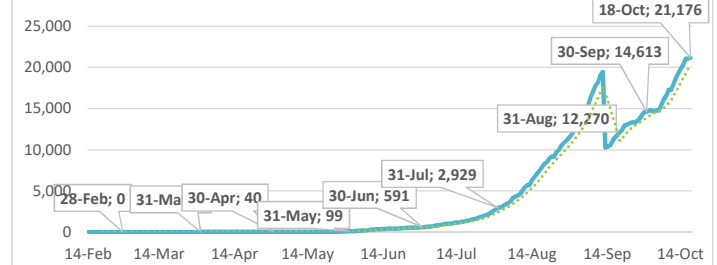
Algeria: Total Active Cases



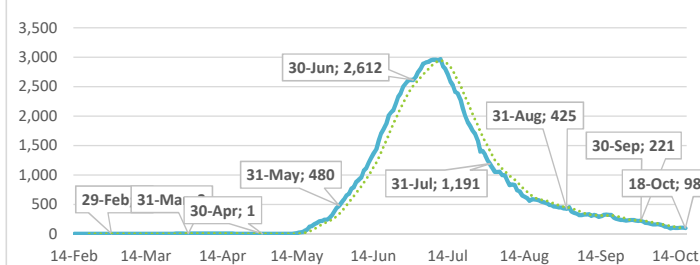
Egypt: Total Active Cases



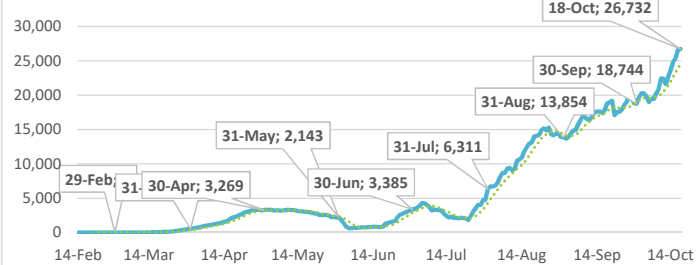
Libya: Total Active Cases



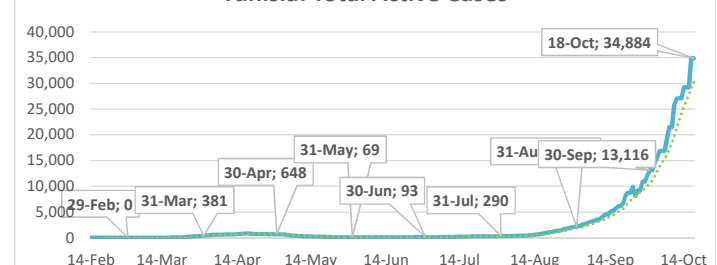
Mauritania: Total Active Cases



Morocco: Total Active Cases



Tunisia: Total Active Cases



.....: 7-day moving average

Southern Africa

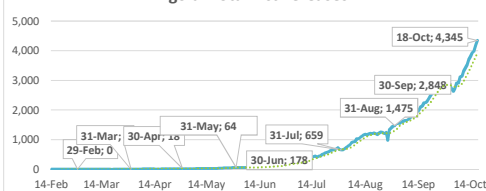
Highlights of the Covid-19 Situation in Southern Africa as of October 18, 2020

- **As of Sunday, October 18, 2020, the number of total cases in the Southern Africa region reached 795,446.** The region reported 16,647 new cases in the review week, which is a 16.6% increase compared to the new cases reported in the preceding week. The total number of deaths reported reached 20,123, recording 744 new deaths in the review week. The number of total recovered cases reached 708,691, of which 14,881 were newly recovered cases during the review week. The total number of active cases stands at 66,632, which is an increase of 1,022 cases in the review week.
- **South Africa accounted for 88.5% of the total cases and 68.0% of the new cases in the region during the week under review.** Mauritius has the lowest number of total cases in the region at 417.
- **The average case fatality rate (CFR) for the region stands at 2.5%. The highest CFR in the region was reported in Angola at 3.2% and the lowest in Botswana at 0.4%.**

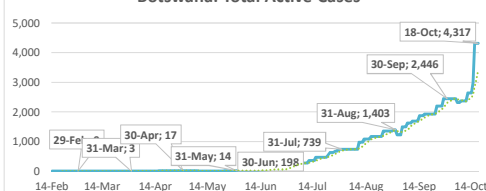
Summary of COVID-19 tracking in Southern Africa: Situation for the week ending 18 October 2020

	Date of first case	Cases				Deaths				Recovered				Active				Test	
		Total cases	New cases for the week of	New cases for the week of	Weekly change	Total deaths	New deaths for the week of	New deaths for the week of	Weekly change from Previous week	Total Recovered	New recovered for the week of	New recovered for the week of	Weekly change from Previous week	Active cases	New active for the week of	New active for the week of	Weekly change from Previous week	Total tests	Tests Per million People
		18 Oct.	11 Oct.	4 Oct.	27 Sep.	18 Oct.	11 Oct.	4 Oct.	27 Sep.	18 Oct.	11 Oct.	4 Oct.	27 Sep.	18 Oct.	11 Oct.	4 Oct.	27 Sep.	18 Oct.	11 Oct.
Southern Africa	5-Mar	795,446	16,647	14,280	2,367	20,123	744	856	-112	708,691	14,881	12,592	2,289	66,632	1,022	832	190	6,013,867	28,210
Angola	27-Mar	7,622	1,256	964	292	247	29	23	6	3,030	287	166	121	4,345	940	775	165	108,885	3,313
Botswana	16-Mar	5,242	2,023	47	1,976	20	2	2	0	905	71	124	-53	4,317	1,950	79	2,029	256,952	109,266
Eswatini	14-Mar	5,780	111	100	11	116	3	2	1	5,415	105	183	-78	249	3	-85	88	46,853	40,385
Lesotho	13-Mar	1,833	28	122	-94	42	0	3	-3	961	0	35	-35	830	28	84	-56	21,291	9,939
Madagascar	20-Mar	16,810	92	160	-68	238	1	5	-4	16,215	173	556	-383	357	-82	-401	319	85,407	3,084
Malawi	2-Apr	5,857	36	35	1	181	1	1	0	4,742	95	106	-11	934	-60	-72	12	57,905	3,027
Mauritius	18-Mar	417	22	10	12	10	0	0	0	364	6	1	5	43	16	9	7	260,973	205,205
Mozambique	27-Mar	10,866	865	805	60	75	4	5	-1	8,513	1,175	1,486	-311	2,278	-314	-686	372	167,051	5,345
Namibia	14-Mar	12,293	357	310	47	131	3	5	-2	10,422	605	388	217	1,740	-251	-83	-168	116,105	45,694
São Tomé & Príncipe	6-Apr	933	4	16	-12	15	0	0	0	898	6	6	0	20	-2	10	-12	6,193	28,258
South Africa	5-Mar	703,793	11,322	11,182	140	18,471	691	804	-113	634,543	10,778	8,984	1,794	50,779	-147	1,394	-1,541	4,549,478	76,708
Zambia	18-Mar	15,853	395	406	-11	346	9	4	5	15,005	406	412	-6	502	-20	-10	-10	210,107	11,429
Zimbabwe	25-Mar	8,147	136	123	13	231	1	2	-1	7,678	1,174	145	1,029	238	-1,039	-24	-1,015	126,667	8,522

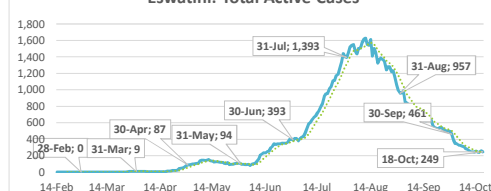
Angola: Total Active Cases



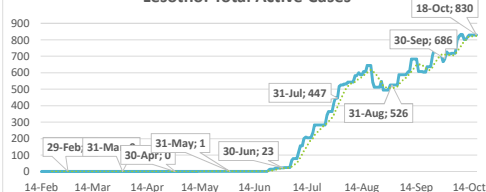
Botswana: Total Active Cases



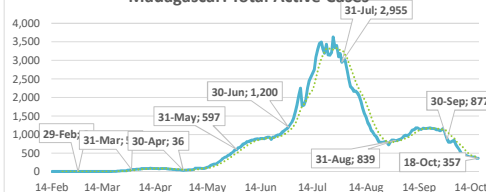
Eswatini: Total Active Cases



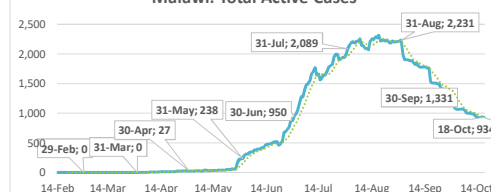
Lesotho: Total Active Cases



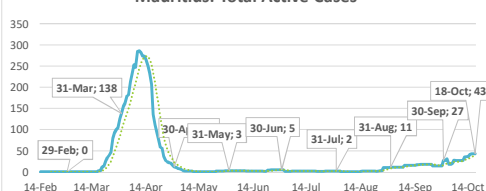
Madagascar: Total Active Cases



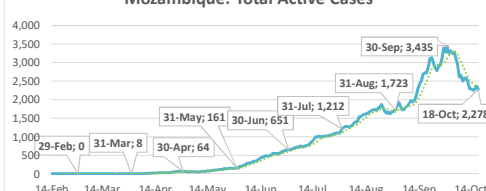
Malawi: Total Active Cases



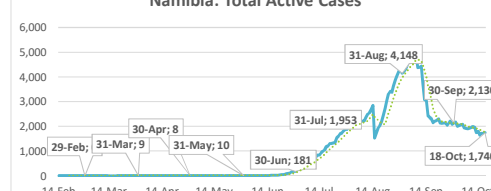
Mauritius: Total Active Cases



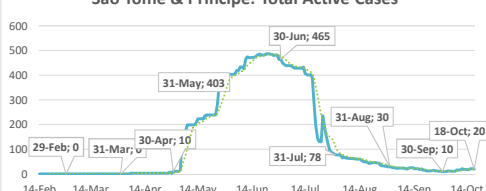
Mozambique: Total Active Cases



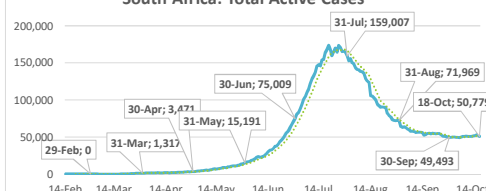
Namibia: Total Active Cases



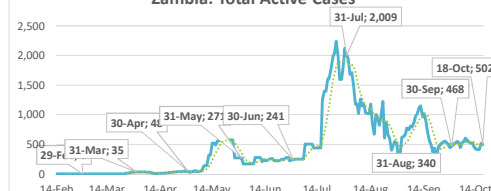
São Tomé & Príncipe: Total Active Cases



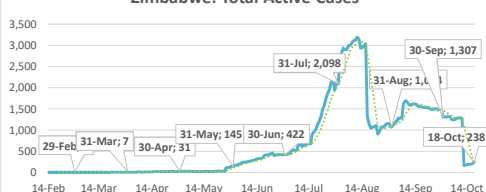
South Africa: Total Active Cases



Zambia: Total Active Cases



Zimbabwe: Total Active Cases



..... 7-day moving average

West Africa

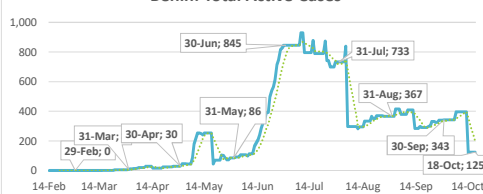
Highlights of the Covid-19 Situation in West Africa as of October 18, 2020

- **As of Sunday, October 18, 2020, the number of total cases in the West Africa region reached 185,038.** The region reported 3,456 new cases in the review week, which is 15.9% higher compared to the new cases reported in the preceding week. The total number of deaths reported reached 2,701, recording 39 new deaths in the review week. The number of total recovered cases reached 170,823, of which 7,416 were newly recovered cases during the review week. The total number of active cases stands at 11,514, which is a decline of 3,999 cases in the review week.
- **Nigeria accounted for 33.2% of the total cases and 34.0% of the new cases in the region during the week under review.** Niger has the lowest number of total cases in the region at 1,210.
- **The average case fatality rate (CFR) for the region stands at 1.5%. The highest CFRs in the region are reported in Liberia at 6.0% and the lowest in Guinea and Côte d'Ivoire at 0.6%.**

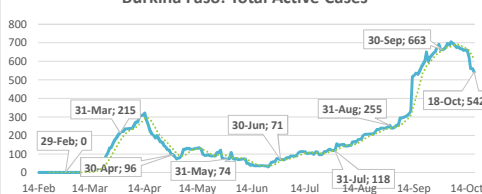
Summary of COVID-19 tracking in West Africa: Situation for the week ending 18 October 2020

	Date of first case	Cases				Deaths				Recovered				Active				Test	
		Total cases	New cases for the week of	New cases for the week of	Weekly change	Total deaths	New deaths for the week of	New deaths for the week of	Weekly change from Previous week	Total Recovered	New recovered for the week of	New recovered for the week of	Weekly change from Previous week	Active cases	New active for the week of	New active for the week of	Weekly change from Previous week	Total tests	Tests Per million People
		18 Oct.	11 Oct.	4 Oct.	18 Oct.	11 Oct.	4 Oct.	18 Oct.	11 Oct.	18 Oct.	11 Oct.	4 Oct.	18 Oct.	11 Oct.	4 Oct.	18 Oct.	11 Oct.	18 Oct.	11 Oct.
West Africa	28-Feb	185,038	3,456	2,983	473	2,701	39	27	12	170,823	7,416	3,716	3,700	11,514	3,999	760	-3,239	2,270,818	5,717
Benin	16-Mar	2,496	85	54	31	41	0	0	0	2,330	357	0	357	125	272	54	326	203,831	16,813
Burkina Faso	9-Mar	2,381	110	104	6	65	4	2	2	1,774	232	123	109	542	-126	-21	-105	56,774	2,716
Cabo Verde	20-Mar	7,752	680	712	-32	86	11	10	1	6,526	545	565	-20	1,140	124	137	-13	88,273	158,768
Côte d'Ivoire	11-Mar	20,323	169	272	-103	121	1	0	1	20,021	223	349	-126	181	-55	-77	22	180,040	6,825
Gambia, The	18-Mar	3,649	17	38	-21	118	1	2	-1	2,649	106	317	-211	882	-90	-281	191	19,597	8,109
Ghana	12-Mar	47,310	305	176	129	310	4	3	1	46,618	220	338	-118	382	81	-165	246	508,081	16,351
Guinea	13-Mar	11,518	496	268	228	70	1	3	-2	10,427	103	226	-123	1,021	392	39	353	129,806	9,884
Guinea-Bissau	27-Mar	2,389	4	23	-19	41	1	1	0	1,782	54	179	-125	566	-51	-157	106	22,233	11,297
Liberia	16-Mar	1,377	14	15	-1	82	0	0	0	1,268	23	9	14	27	-9	6	-15	30,332	5,997
Mali	25-Mar	3,388	102	102	0	132	0	1	-1	2,586	59	48	11	670	43	53	-10	65,898	3,254
Niger	20-Mar	1,210	9	1	8	69	0	0	0	1,126	3	8	-5	15	6	-7	13	30,663	1,267
Nigeria	28-Feb	61,440	1,174	921	253	1,125	10	2	8	56,611	4,876	967	3,909	3,704	-3,712	-48	-3,664	578,841	2,808
Senegal	2-Mar	15,418	150	174	-24	317	3	2	1	13,814	517	492	25	1,287	-370	-320	-50	206,208	12,315
Sierra Leone	31-Mar	2,330	24	37	-13	73	1	0	1	1,760	24	30	-6	497	-1	7	-8	43,049	5,397
Togo	6-Mar	2,057	117	86	31	51	2	1	1	1,531	74	65	9	475	41	20	21	107,192	12,948

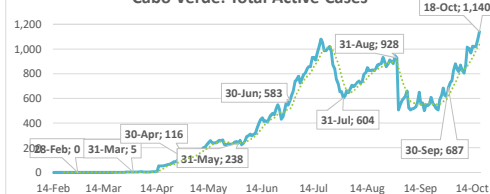
Benin: Total Active Cases



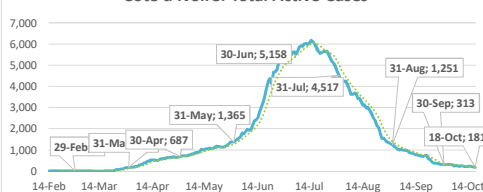
Burkina Faso: Total Active Cases



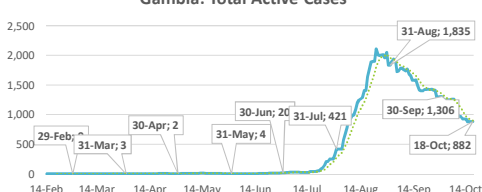
Cabo Verde: Total Active Cases



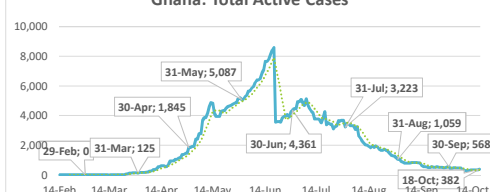
Côte d'Ivoire: Total Active Cases



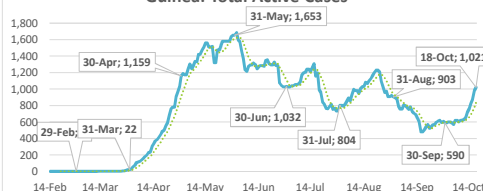
Gambia: Total Active Cases



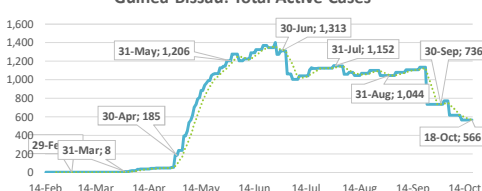
Ghana: Total Active Cases



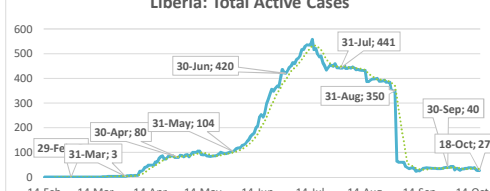
Guinea: Total Active Cases



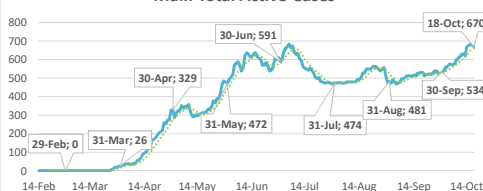
Guinea-Bissau: Total Active Cases



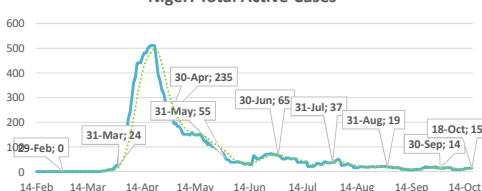
Liberia: Total Active Cases



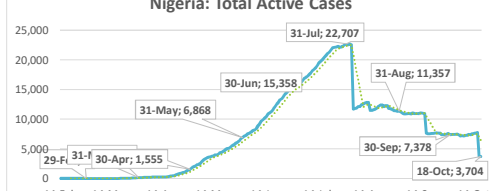
Mali: Total Active Cases



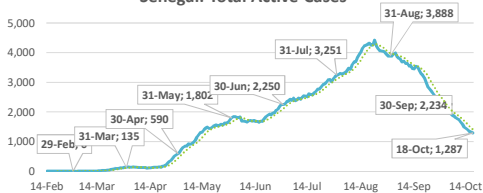
Niger: Total Active Cases



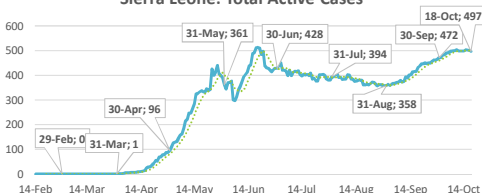
Nigeria: Total Active Cases



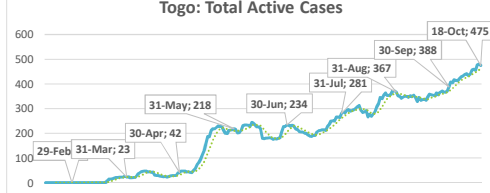
Senegal: Total Active Cases



Sierra Leone: Total Active Cases



Togo: Total Active Cases



.....: 7-day moving average