



AFRICAN DEVELOPMENT BANK GROUP

Weekly Data Flash on Covid-19 in Africa¹:

The situation as of Sunday, October 25, 2020

Statistics Department (ECST)

¹ This briefing note has been prepared by Roza Mamuye Bora, Senior Statistician; Anouar Chaouch, Statistician; Soumaila Karambiri, Statistical Assistant; Regis Hauhouot Stephane, Statistical Assistant and Desire Lakpa Guy, Statistical Assistant, under the supervision of Louis Kouakou, Division Manager ECST.1 and the guidance of Charles Leyeka Lufumpa, Director ECST.

For more information on Covid-19, please visit the Bank's Africa Information Highway
<https://africacovid.opendataforafrica.org/>.

Contents

| | Page |
|--|------|
| Highlights of the Covid-19 Situation in Africa as of October 25, 2020 | 1 |
| Data Annexes: Africa | 3 |
| Highlights of the Covid-19 Situation in Central Africa as of October 25, 2020 | 5 |
| Data Annexes: Central Africa | 6 |
| Highlights of the Covid-19 Situation in East Africa as of October 25, 2020 | 8 |
| Data Annexes: East Africa | 9 |
| Highlights of the Covid-19 Situation in North Africa as of October 25, 2020 | 11 |
| Data Annexes: North Africa | 12 |
| Highlights of the Covid-19 Situation in Southern Africa as of October 25, 2020 | 14 |
| Data Annexes: Southern Africa | 15 |
| Highlights of the Covid-19 Situation in West Africa as of October 25, 2020 | 17 |
| Data Annexes: West Africa | 18 |

Highlights of the Covid-19 Situation in Africa as of October 25, 2020²

- **Globally, the total number of confirmed Covid-19 cases reached 42,926,013 as of October 25, 2020, the majority of which (30.4%) were in Asia, followed by North America (24.0%), South America (21.6%) and Europe (20.0%).** The number of new cases reported globally in the review week amounted to 3,027,324. To date, 28,914,236 cases have recovered, representing 67.4% of confirmed Covid-19 cases. The number of global deaths reached 1,152,990, of which 40,402 were recorded in the past week. The number of global active cases stands at 12,858,787.
- **Africa accounted for 4.0% of the total global cases, 3.6% of deaths, 4.9% of recovered cases and 2.1% of active cases as of October 25, 2020.**
- **As of Sunday October 25, 2020, more than 17.8 million people had been tested for Covid-19 in Africa, of which over 0.8 million tests were conducted in the week under review.** The majority (26.3%) of these tests were conducted in South Africa, followed by Morocco (17.9%), Ethiopia (8.1%), Egypt (3.8%), Kenya (3.7%), Nigeria (3.4%) and Rwanda (3.1%), which collectively accounted for 66.2% of the tests conducted in Africa.
- **Considering tests in relation to population size, Mauritius leads with 205,205 tests per 1 million people,** followed by Cabo Verde (162,680), Botswana (118,671), Gabon (101,137), Morocco (86,631), Djibouti (84,937) and South Africa (79,212). The average tests per 1 million people in Africa, stands at 13,350, which is an increase of 4.8% over the past week.
- **Tests per case in Africa stand at 10.4 as of October 25, 2020, indicating that there is one confirmed case for every 10 tests conducted, compared to 18.2 global average.** Regionally, the values for tests per case were 18.4 for East Africa, 15.8 for Central Africa, 13.1 for West Africa, 10.1 for North Africa and 7.7 for Southern Africa.
- **As of October 25, 2020, the total number of confirmed cases in Africa reached 1,718,462.** Majority of these cases (47.3%) were reported in Southern Africa, followed by North Africa at 27.5%, West Africa and East Africa at 10.9%, and Central Africa at 3.4%. Southern Africa was the region with the highest number of cases, with 88.1% of those cases reported in the nation of South Africa; the remaining countries of the region being among the least affected.
- **South Africa, Morocco, Egypt, Ethiopia, Nigeria, Algeria, Libya, Kenya, Tunisia and Ghana together account for 83.4% of the cases in Africa, as of October 25, 2020.** Five countries with the lowest number of cases are the Seychelles, Mauritius, Eritrea, Comoros and Burundi; cases ranging between 153 in Seychelles and 557 in Burundi. Considering population size, Cabo Verde, South Africa, Libya, Djibouti and Morocco are the five countries with the highest number of confirmed cases per million people; rates ranging from 15,265 in Cabo Verde to 5,415 in Morocco.

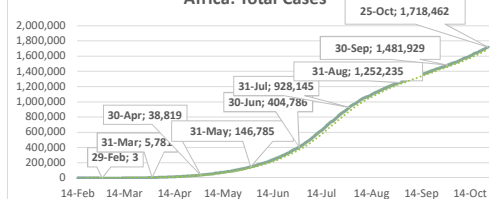
² Tanzania has not released data on Covid-19 since May 08, 2020.

- **In the week under review, a total of 72,194 new cases were reported in Africa, which is a 7.0% increase compared to the new cases recorded in the previous week. These new cases in Africa account for 2.4% of the weekly new cases recorded globally.** The North Africa region accounted for 58.5% of the weekly new cases in Africa, followed by Southern Africa (23.3%), East Africa (14.2%), West Africa (3.3%), and Central Africa (0.7%).
- **As of October 25, 2020, a total of 41,259 deaths had been reported in Africa since the start of the pandemic, of which 50.1% were in Southern Africa, 32.0% in North Africa, 8.6% in East Africa, 6.6% in West Africa and 2.7% in Central Africa.** South Africa, Egypt, Morocco, Algeria, Ethiopia and Nigeria are the six countries with the highest reported deaths due to Covid-19; deaths ranging between 18,968 in South Africa and 1,130 in Nigeria. A total of 1,513 new deaths were reported in the week under review, which is a decline of 7.6% compared to the preceding week. As of October 25, 2020, Eritrea and the Seychelles are the only countries in Africa not to have reported any deaths since the onset of the pandemic.
- **The case fatality rate (CFR), deaths per confirmed cases, for Africa stands at 2.4% in the review period, which is lower than the global average of 2.7%.** However, the CFR in Africa has increased since its level of 2.1% in July 2020, while the global average CFR is on a continuous decline. Regionally, West Africa has the lowest CFR at 1.5%, followed by Central Africa and East Africa at 1.9%, while North Africa at 2.8% and Southern Africa at 2.5% recorded higher CFR than the African average. As of October 25, 2020, higher than or equal to the global average CFRs were recorded in fourteen African countries, namely Chad (6.7%), Sudan (6.1%), Liberia (5.9%), Egypt (5.8%), Niger (5.7%), Mali (3.8%), Algeria (3.4%), Gambia (3.3%), Sierra Leone (3.2%), Malawi (3.1%), Angola (2.9%), Zimbabwe (2.9%), Burkina Faso (2.7%) and DRC (2.7%).
- **As of October 25, 2020, the number of recovered cases in Africa reached 1,404,571, which is 81.7% of its total confirmed cases.** West Africa (92.7%), Southern Africa (89.0%), and Central Africa (87.8%) have recorded higher recovery rates than the average for Africa, while North Africa (72.9%) and East Africa (59.8%) showed relatively lower recovery rates. In the week under review, 50,133 newly recovered cases were reported.
- **As of October 25, 2020, the total number of active cases in Africa stands at 272,632, which is an increase of 20,548 cases over the previous week.** Active cases have been increasing in the past four weeks, after experiencing a decline over the preceding seven consecutive weeks. The previous decline was due to a higher number of recoveries compared to newly recorded cases within the period. Four countries, namely South Africa (50,730 cases), Ethiopia (44,374), Tunisia (42,948), and Morocco (30,985) jointly accounted for 62.0% of the active cases as of October 25, 2020.

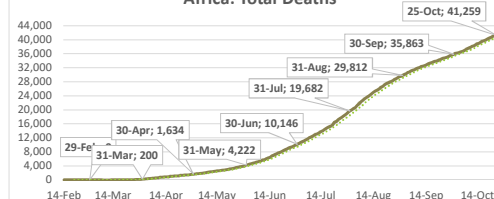
Summary of COVID-19 tracking in Africa: Situation for the week ending 25 October 2020

| | Date of first case | Cases | | | | Deaths | | | | Recovered | | | | Active | | | | Test | |
|-----------------|--------------------|-------------|---------------------------|---------------------------|----------------------------------|--------------|----------------------------|----------------------------|----------------------------------|-----------------|-------------------------------|-------------------------------|----------------------------------|--------------|----------------------------|----------------------------|----------------------------------|-------------|--------------------------|
| | | Total cases | New cases for the week of | New cases for the week of | Weekly change from Previous week | Total deaths | New deaths for the week of | New deaths for the week of | Weekly change from Previous week | Total Recovered | New recovered for the week of | New recovered for the week of | Weekly change from Previous week | Active cases | New active for the week of | New active for the week of | Weekly change from Previous week | Total tests | Tests Per million People |
| | | 25 Oct. | 18 Oct. | 18 Oct. | 532,924 | 25 Oct. | 18 Oct. | 18 Oct. | 3,662 | 25 Oct. | 18 Oct. | 18 Oct. | 56,679 | 25 Oct. | 18 Oct. | 18 Oct. | 472,583 | 780,525,070 | 100,134 |
| World | 31-Dec | 42,926,013 | 3,027,324 | 2,494,400 | 532,924 | 1,152,990 | 40,402 | 36,740 | 3,662 | 28,914,236 | 1,477,644 | 1,420,965 | 56,679 | 12,858,787 | 1,509,278 | 1,036,695 | 472,583 | 780,525,070 | 100,134 |
| Africa | 14-Feb | 1,718,462 | 72,194 | 67,484 | 4,710 | 41,259 | 1,513 | 1,638 | -125 | 1,404,571 | 50,133 | 50,972 | -839 | 272,632 | 20,548 | 14,874 | 5,674 | 17,873,012 | 13,350 |
| Central Africa | 6-Mar | 58,263 | 475 | 560 | -85 | 1,117 | 8 | 29 | -21 | 51,137 | 288 | 481 | -193 | 6,009 | 179 | 50 | 129 | 920,235 | 6,281 |
| East Africa | 13-Mar | 187,872 | 10,274 | 9,233 | 1,041 | 3,550 | 155 | 138 | 17 | 112,316 | 7,816 | 7,228 | 588 | 72,006 | 2,303 | 1,867 | 436 | 3,455,164 | 9,202 |
| North Africa | 14-Feb | 472,640 | 42,242 | 37,588 | 4,654 | 13,191 | 773 | 688 | 85 | 344,341 | 24,766 | 20,966 | 3,800 | 115,108 | 16,703 | 15,934 | 769 | 4,785,958 | 23,184 |
| Southern Africa | 5-Mar | 812,238 | 16,792 | 16,647 | 145 | 20,672 | 549 | 744 | -195 | 722,965 | 14,274 | 14,881 | -607 | 68,601 | 1,969 | 1,022 | 947 | 6,256,488 | 29,348 |
| West Africa | 28-Feb | 187,449 | 2,411 | 3,456 | -1,045 | 2,729 | 28 | 39 | -11 | 173,812 | 2,989 | 7,416 | -4,427 | 10,908 | -606 | -3,999 | 3,393 | 2,455,167 | 6,181 |

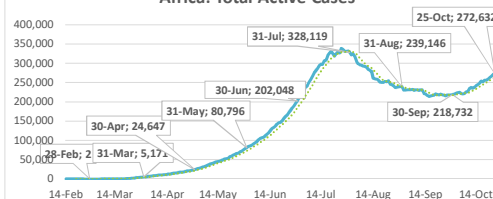
Africa: Total Cases



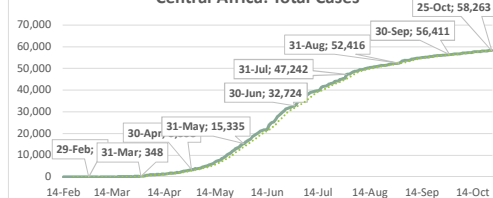
Africa: Total Deaths



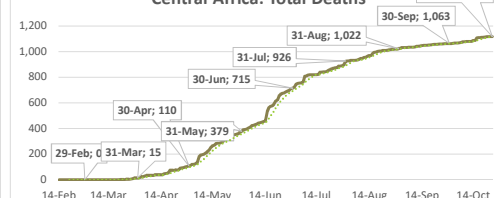
Africa: Total Active Cases



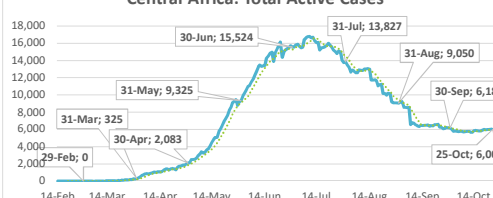
Central Africa: Total Cases



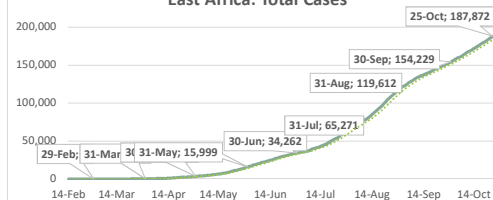
Central Africa: Total Deaths



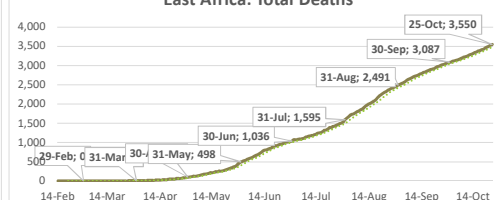
Central Africa: Total Active Cases



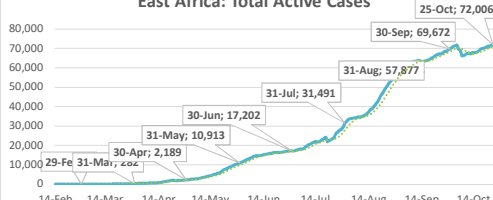
East Africa: Total Cases



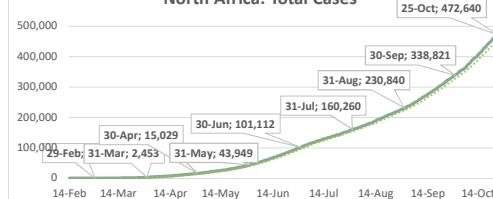
East Africa: Total Deaths



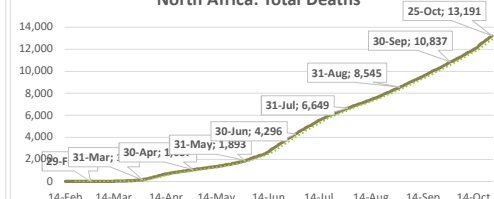
East Africa: Total Active Cases



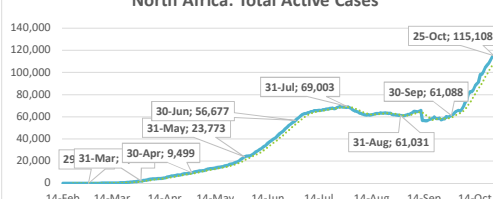
North Africa: Total Cases



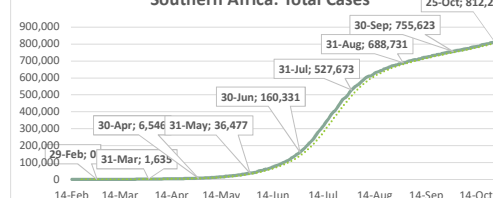
North Africa: Total Deaths



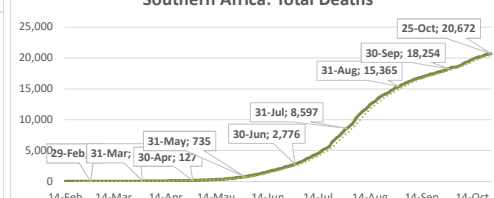
North Africa: Total Active Cases



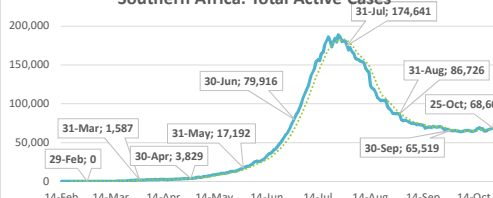
Southern Africa: Total Cases



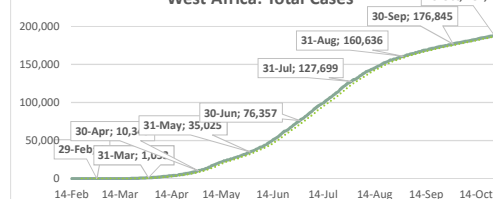
Southern Africa: Total Deaths



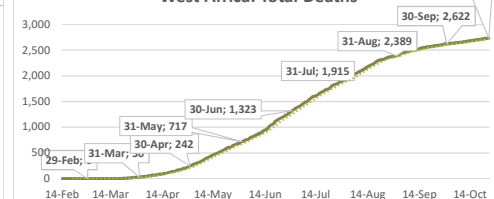
Southern Africa: Total Active Cases



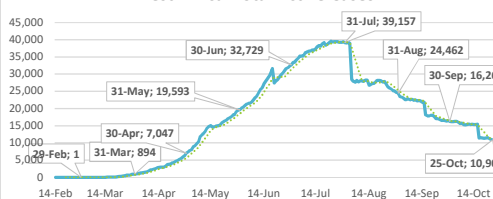
West Africa: Total Cases



West Africa: Total Deaths



West Africa: Total Active Cases



.....: 7-day moving average

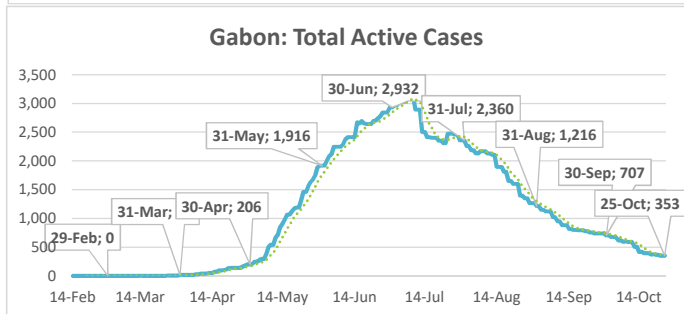
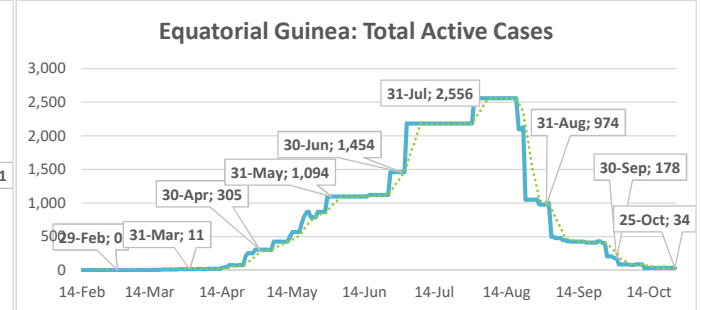
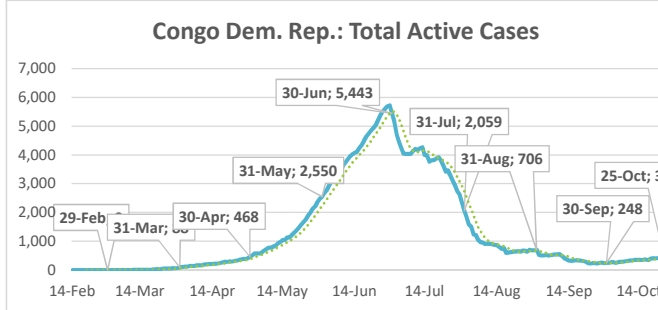
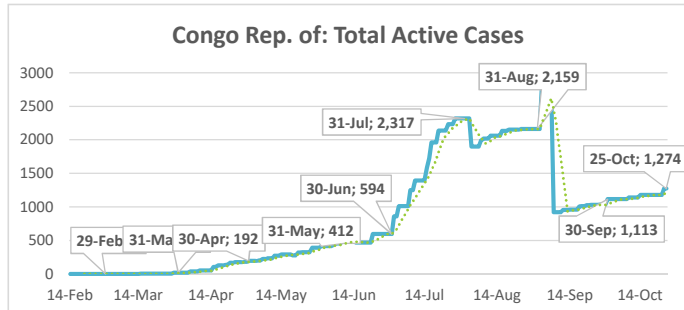
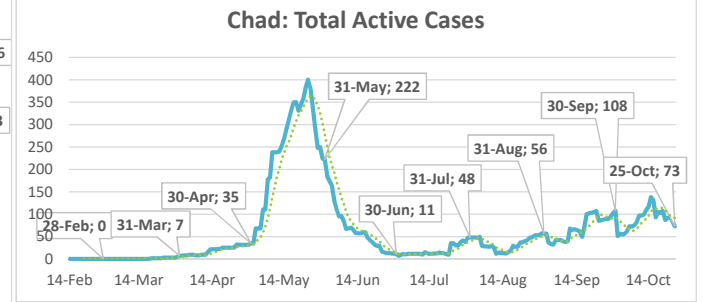
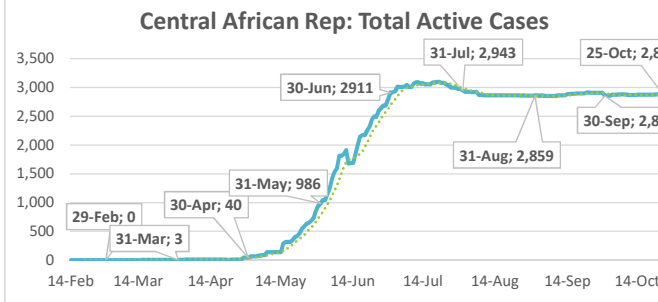
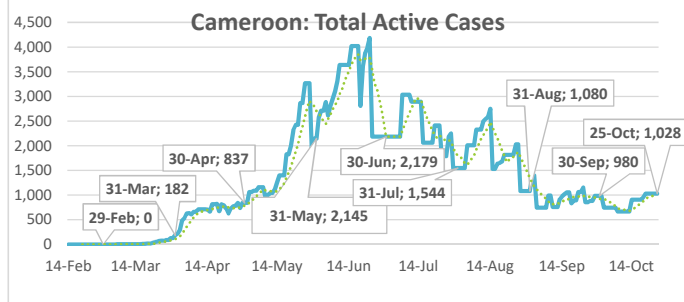
Central Africa

Highlights of the Covid-19 Situation in Central Africa as of October 25, 2020

- **As of Sunday, October 25, 2020, the number of total cases in the Central Africa region reached 58,263.** The region reported 475 new cases in the review week, which is a 15.2% decline compared to the new cases reported in the preceding week. The total number of deaths reported reached 1,117, recording 8 new deaths in the review week. The number of total recovered cases reached 51,137, of which 288 were newly recovered cases during the review week. The total number of active cases stands at 6,009, which is an increase of 179 cases in the review week.
- **Cameroon accounted for 37.0% of the total cases, while DRC accounted for 28.8% of the new cases in the region during the week under review.** Chad has the lowest number of total cases in the region at 1,437.
- **The average case fatality rate (CFR) for the region stands at 1.9%. The highest CFR in the region was reported in Chad at 6.7% and the lowest in Gabon at 0.6%.**

Summary of COVID-19 tracking in Central Africa: Situation for the week ending 25 October 2020

| | Date of first case | Cases | | | | Deaths | | | | Recovered | | | | Active | | | | Test | |
|----------------------|--------------------|-------------|---------------------------|---------------------------|---------------|--------------|----------------------------|----------------------------|----------------------------------|-----------------|-------------------------------|-------------------------------|----------------------------------|--------------|----------------------------|----------------------------|----------------------------------|-------------|--------------------------|
| | | Total cases | New cases for the week of | New cases for the week of | Weekly change | Total deaths | New deaths for the week of | New deaths for the week of | Weekly change from Previous week | Total Recovered | New recovered for the week of | New recovered for the week of | Weekly change from Previous week | Active cases | New active for the week of | New active for the week of | Weekly change from Previous week | Total tests | Tests Per million People |
| | | | 25 Oct. | 18 Oct. | | | 25 Oct. | 18 Oct. | | | 25 Oct. | 18 Oct. | | | 25 Oct. | 18 Oct. | | | |
| | | | | | | | | | | | | | | | | | | | |
| Central Africa | 6-Mar | 58,263 | 475 | 560 | -85 | 1,117 | 8 | 29 | -21 | 51,137 | 288 | 481 | -193 | 6,009 | 179 | 50 | 129 | 920,235 | 6,281 |
| Cameroon | 6-Mar | 21,570 | 129 | 238 | -109 | 425 | 2 | 0 | 2 | 20,117 | 0 | 0 | 0 | 1,028 | 127 | 238 | -111 | 453,441 | 17,081 |
| Central African Rep. | 15-Mar | 4,862 | 7 | 1 | 6 | 62 | 0 | 0 | 0 | 1,924 | 0 | 0 | 0 | 2,876 | 7 | 1 | 6 | 32,711 | 6,773 |
| Chad | 19-Mar | 1,437 | 58 | 75 | -17 | 96 | 3 | 1 | 2 | 1,268 | 87 | 66 | 21 | 73 | -32 | 8 | -40 | 41,002 | 2,496 |
| Congo Rep. of | 15-Mar | 5,253 | 97 | 38 | 59 | 92 | 0 | 2 | -2 | 3,887 | 0 | 0 | 0 | 1,274 | 97 | 36 | 61 | 39,768 | 7,207 |
| Congo Dem. Rep. | 10-Mar | 11,143 | 137 | 155 | -18 | 305 | 3 | 26 | -23 | 10,467 | 111 | 114 | -3 | 371 | 23 | 15 | 8 | 63,298 | 707 |
| Equatorial Guinea | 14-Mar | 5,079 | 9 | 7 | 2 | 83 | 0 | 0 | 0 | 4,962 | 8 | 60 | -52 | 34 | 1 | -53 | 54 | 64,910 | 46,266 |
| Gabon | 12-Mar | 8,919 | 38 | 46 | -8 | 54 | 0 | 0 | 0 | 8,512 | 82 | 241 | -159 | 353 | -44 | -195 | 151 | 225,105 | 101,137 |



.....: 7-day moving average

East Africa

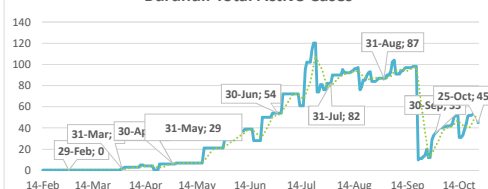
Highlights of the Covid-19 Situation in East Africa as of October 25, 2020

- **As of Sunday, October 25, 2020, the number of total cases in the East Africa region reached 187,872.** The region reported 10,274 new cases in the review week, which is an 11.3% increase compared to the number of new cases reported in the preceding week. The total number of deaths reported reached 3,550, recording 155 new deaths in the review week. The number of total recovered cases reached 112,316, of which 7,816 were newly recovered cases during the review week. The total number of active cases stands at 72,006, which is an increase of 2,303 cases in the review week.
- **Ethiopia accounted for 49.7% of the total cases, while Kenya accounted for 47.1% of the new cases in the region during the week under review.** Seychelles has the lowest number of total cases in the region at 153.
- **The average case fatality rate (CFR) for the region stands at 1.9%. The highest CFR in the region was reported in Sudan at 6.1% and the lowest in Eritrea and Seychelles, where no deaths have been reported to date.**

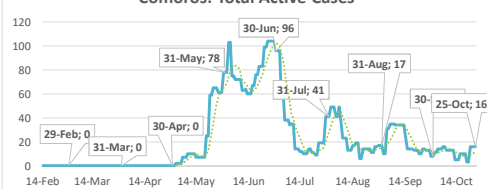
Summary of COVID-19 tracking in East Africa: Situation for the week ending 25 October 2020

| | Date of first case | Cases | | | | Deaths | | | | Recovered | | | | Active | | | | Test | |
|-------------|--------------------|-------------|---------------------------|---------------------------|---------------|--------------|----------------------------|----------------------------|----------------------------------|-----------------|-------------------------------|-------------------------------|----------------------------------|--------------|----------------------------|----------------------------|----------------------------------|-------------|--------------------------|
| | | Total cases | New cases for the week of | New cases for the week of | Weekly change | Total deaths | New deaths for the week of | New deaths for the week of | Weekly change from Previous week | Total Recovered | New recovered for the week of | New recovered for the week of | Weekly change from Previous week | Active cases | New active for the week of | New active for the week of | Weekly change from Previous week | Total tests | Tests Per million People |
| | | 25 Oct. | 18 Oct. | 11 Oct. | 4 Oct. | 25 Oct. | 18 Oct. | 11 Oct. | 4 Oct. | 25 Oct. | 18 Oct. | 11 Oct. | 4 Oct. | 25 Oct. | 18 Oct. | 11 Oct. | 4 Oct. | 25 Oct. | 18 Oct. |
| East Africa | 13-Mar | 187,872 | 10,274 | 9,233 | 1,041 | 3,550 | 155 | 138 | 17 | 112,316 | 7,816 | 7,228 | 588 | 72,006 | 2,303 | 1,867 | 436 | 3,455,164 | 9,202 |
| Burundi | 31-Mar | 557 | 15 | 18 | -3 | 1 | 0 | 0 | 0 | 511 | 14 | 25 | -13 | 45 | 1 | -7 | 8 | 49,642 | 4,175 |
| Comoros | 2-May | 517 | 15 | 7 | 8 | 7 | 0 | 0 | 0 | 494 | 9 | 10 | -1 | 16 | 6 | -3 | 9 | 4,654 | 5,352 |
| Djibouti | 18-Mar | 5,536 | 77 | 36 | 41 | 61 | 0 | 0 | 0 | 5,402 | 27 | 20 | 7 | 73 | 50 | 16 | 34 | 83,918 | 84,937 |
| Eritrea | 21-Mar | 461 | 9 | 38 | -29 | 0 | 0 | 0 | 0 | 405 | 17 | 16 | 1 | 56 | -8 | 22 | -30 | 16,009 | 4,514 |
| Ethiopia | 13-Mar | 93,343 | 4,206 | 4,842 | -636 | 1,426 | 74 | 65 | 9 | 47,543 | 4,894 | 4,333 | 561 | 44,374 | -762 | 444 | -1,206 | 1,444,542 | 12,565 |
| Kenya | 13-Mar | 49,721 | 4,840 | 3,335 | 1,505 | 902 | 70 | 66 | 4 | 34,209 | 2,352 | 760 | 1,592 | 14,610 | 2,418 | 2,509 | -91 | 659,920 | 12,273 |
| Rwanda | 14-Mar | 5,066 | 92 | 78 | 14 | 34 | 0 | 3 | -3 | 4,830 | 47 | 1,177 | -1,130 | 202 | 45 | -1,102 | 1,147 | 547,202 | 42,248 |
| Seychelles | 15-Mar | 153 | 4 | 1 | 3 | 0 | 0 | 0 | 0 | 149 | 1 | 4 | -3 | 4 | 3 | -3 | 6 | 5,700 | 57,958 |
| Somalia | 16-Mar | 3,941 | 77 | 0 | 77 | 104 | 5 | 0 | 5 | 3,185 | 96 | 0 | 96 | 652 | -24 | 0 | -24 | 23,534 | 1,481 |
| South Sudan | 5-Apr | 2,883 | 41 | 65 | -24 | 56 | 1 | 0 | 1 | 1,290 | 0 | 0 | 0 | 1,537 | 40 | 65 | -25 | 36,742 | 3,282 |
| Sudan | 13-Mar | 13,742 | 45 | 24 | 21 | 837 | 1 | 0 | 1 | 6,764 | 0 | 0 | 0 | 6,141 | 44 | 24 | 20 | 43,244 | 986 |
| Tanzania | 16-Mar | 509 | ... | ... | ... | 21 | ... | ... | ... | 183 | ... | ... | ... | 305 | ... | ... | ... | 3,880 | 65 |
| Uganda | 21-Mar | 11,443 | 853 | 789 | 64 | 101 | 4 | 4 | 0 | 7,351 | 359 | 883 | -524 | 3,991 | 490 | -98 | 588 | 536,177 | 11,722 |

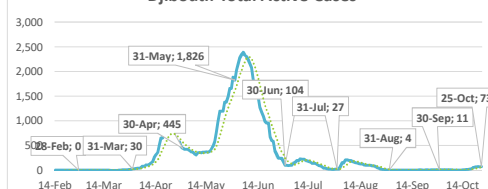
Burundi: Total Active Cases



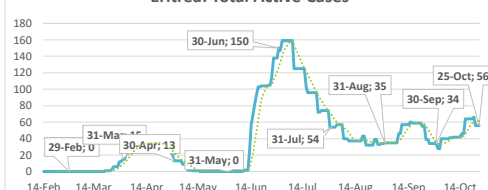
Comoros: Total Active Cases



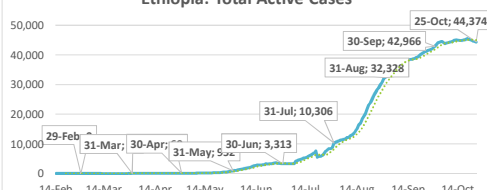
Djibouti: Total Active Cases



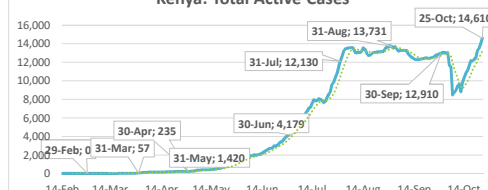
Eritrea: Total Active Cases



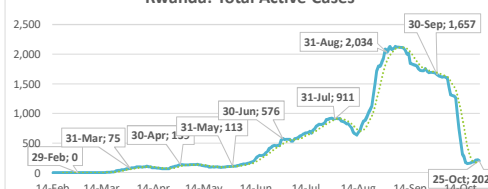
Ethiopia: Total Active Cases



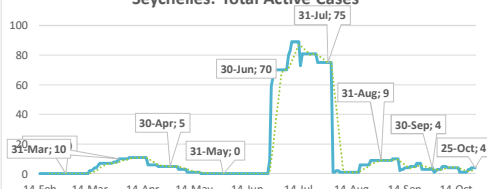
Kenya: Total Active Cases



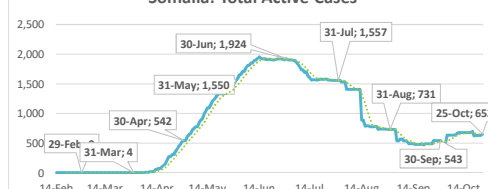
Rwanda: Total Active Cases



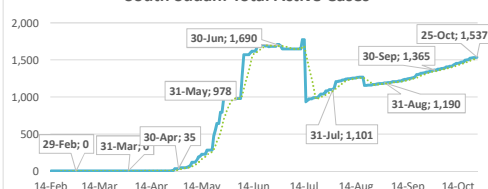
Seychelles: Total Active Cases



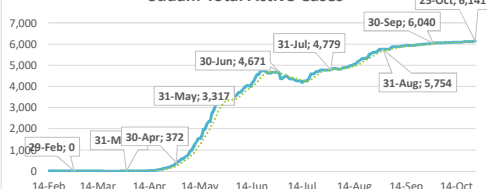
Somalia: Total Active Cases



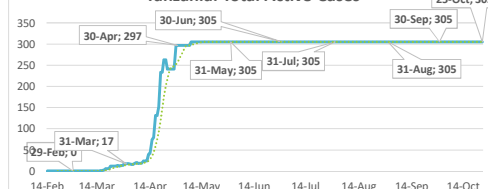
South Sudan: Total Active Cases



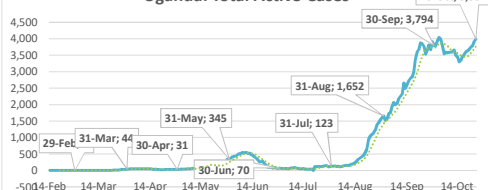
Sudan: Total Active Cases



Tanzania: Total Active Cases



Uganda: Total Active Cases



.....: 7-day moving average

North Africa

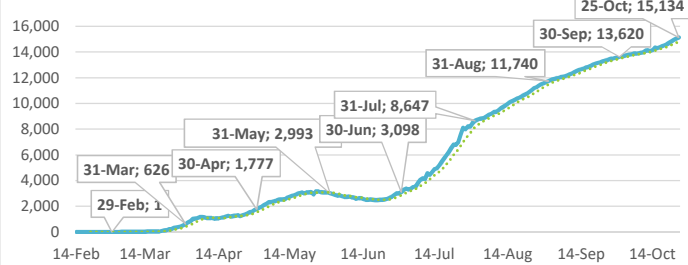
Highlights of the Covid-19 Situation in North Africa as of October 25, 2020

- **As of Sunday, October 25, 2020, the number of total cases in the North Africa region reached 472,640.** The region reported 42,242 new cases in the review week, which is 12.4% higher compared to the new cases reported in the preceding week. The total number of deaths reported reached 13,191, recording 773 new deaths in the review week. The number of total recovered cases reached 344,341, of which 24,766 were newly recovered cases during the review week. The total number of active cases stands at 115,108, which is an increase of 16,703 cases in the review week.
- **Morocco accounted for 41.8% of the total cases and 56.5% of the new cases in the region during the week under review.** Mauritania has the lowest number of total cases in the region at 7,664.
- **The average case fatality rate (CFR) for the region stands at 2.8%. The highest CFR in the region was reported in Egypt at 5.8% and the lowest in Libya at 1.4%.**

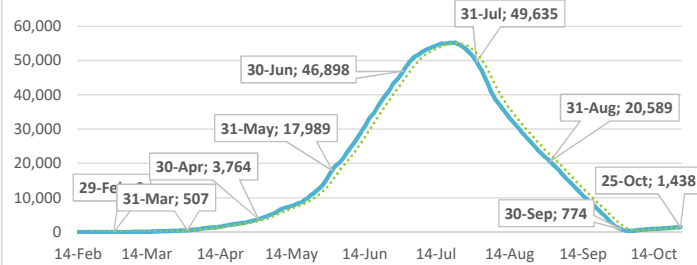
Summary of COVID-19 tracking in North Africa: Situation for the week ending 25 October 2020

| | Date of first case | Cases | | | | Deaths | | | | Recovered | | | | Active | | | | Test | |
|--------------|--------------------|-------------|---------------------------|---------------------------|---------------|--------------|----------------------------|----------------------------|----------------------------------|-----------------|-------------------------------|-------------------------------|----------------------------------|--------------|----------------------------|----------------------------|----------------------------------|-------------|--------------------------|
| | | Total cases | New cases for the week of | New cases for the week of | Weekly change | Total deaths | New deaths for the week of | New deaths for the week of | Weekly change from Previous week | Total Recovered | New recovered for the week of | New recovered for the week of | Weekly change from Previous week | Active cases | New active for the week of | New active for the week of | Weekly change from Previous week | Total tests | Tests Per million People |
| | | | 25 Oct. | 18 Oct. | | | 25 Oct. | 18 Oct. | | | 25 Oct. | 18 Oct. | | | 25 Oct. | 18 Oct. | | | |
| | | | | | | | | | | | | | | | | | | | |
| North Africa | 14-Feb | 472,640 | 42,242 | 37,588 | 4,654 | 13,191 | 773 | 688 | 85 | 344,341 | 24,766 | 20,966 | 3,800 | 115,108 | 16,703 | 15,934 | 769 | 4,785,958 | 23,184 |
| Algeria | 26-Feb | 56,143 | 1,741 | 1,330 | 411 | 1,914 | 58 | 55 | 3 | 39,095 | 1,007 | 918 | 89 | 15,134 | 676 | 357 | 319 | 200,727 | 4,577 |
| Egypt | 14-Feb | 106,540 | 1,116 | 908 | 208 | 6,199 | 79 | 68 | 11 | 98,903 | 656 | 559 | 97 | 1,438 | 381 | 281 | 100 | 685,510 | 6,699 |
| Libya | 25-Mar | 56,013 | 7,223 | 6,078 | 1,145 | 795 | 70 | 94 | -24 | 30,731 | 3,842 | 2,851 | 991 | 24,487 | 3,311 | 3,133 | 178 | 297,762 | 43,334 |
| Mauritania | 14-Mar | 7,664 | 56 | 58 | -2 | 163 | 0 | 0 | 0 | 7,385 | 38 | 73 | -35 | 116 | 18 | -15 | 33 | 85,750 | 18,442 |
| Morocco | 5-Mar | 197,481 | 23,849 | 21,228 | 2,621 | 3,301 | 373 | 323 | 50 | 163,195 | 19,223 | 16,565 | 2,658 | 30,985 | 4,253 | 4,340 | -87 | 3,197,617 | 86,631 |
| Tunisia | 5-Mar | 48,799 | 8,257 | 7,986 | 271 | 819 | 193 | 148 | 45 | 5,032 | 0 | 0 | 0 | 42,948 | 8,064 | 7,838 | 226 | 318,592 | 26,957 |

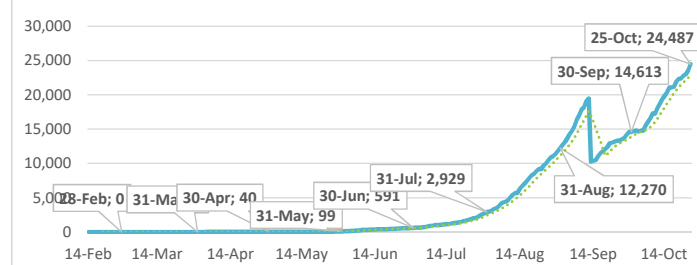
Algeria: Total Active Cases



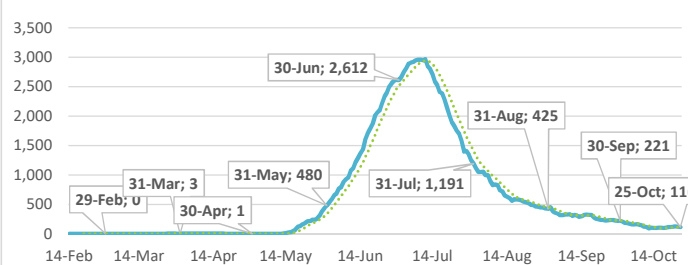
Egypt: Total Active Cases



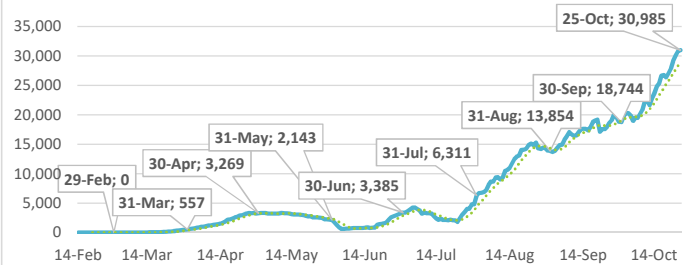
Libya: Total Active Cases



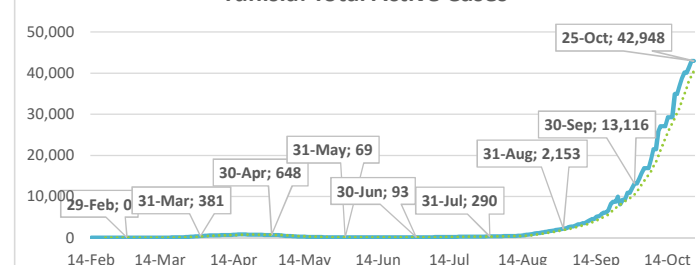
Mauritania: Total Active Cases



Morocco: Total Active Cases



Tunisia: Total Active Cases



.....: 7-day moving average

Southern Africa

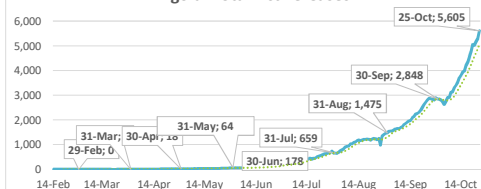
Highlights of the Covid-19 Situation in Southern Africa as of October 25, 2020

- **As of Sunday, October 25, 2020, the number of total cases in the Southern Africa region reached 812,238.** The region reported 16,792 new cases in the review week, which is a 0.9% increase compared to the new cases reported in the preceding week. The total number of deaths reported reached 20,672, recording 549 new deaths in the review week. The number of total recovered cases reached 722,965, of which 14,274 were newly recovered cases during the review week. The total number of active cases stands at 68,601, which is an increase of 1,969 cases in the review week.
- **South Africa accounted for 88.1% of the total cases and 71.9% of the new cases in the region during the week under review.** Mauritius has the lowest number of total cases in the region at 435.
- **The average case fatality rate (CFR) for the region stands at 2.5%. The highest CFR in the region was reported in Malawi at 3.1% and the lowest in Botswana at 0.4%.**

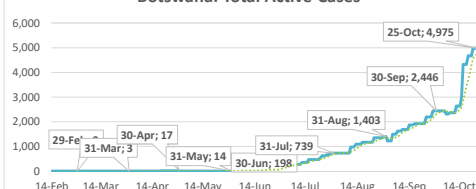
Summary of COVID-19 tracking in Southern Africa: Situation for the week ending 25 October 2020

| | Date of first case | Cases | | | | Deaths | | | | Recovered | | | | Active | | | | Test | |
|---------------------|--------------------|-------------|---------------------------|---------------------------|---------------|--------------|----------------------------|----------------------------|----------------------------------|-----------------|-------------------------------|-------------------------------|----------------------------------|--------------|----------------------------|----------------------------|----------------------------------|-------------|--------------------------|
| | | Total cases | New cases for the week of | New cases for the week of | Weekly change | Total deaths | New deaths for the week of | New deaths for the week of | Weekly change from Previous week | Total Recovered | New recovered for the week of | New recovered for the week of | Weekly change from Previous week | Active cases | New active for the week of | New active for the week of | Weekly change from Previous week | Total tests | Tests Per million People |
| | | 25 Oct. | 18 Oct. | 11 Oct. | 4 Oct. | 25 Oct. | 18 Oct. | 11 Oct. | 4 Oct. | 25 Oct. | 18 Oct. | 11 Oct. | 4 Oct. | 25 Oct. | 18 Oct. | 11 Oct. | 4 Oct. | 25 Oct. | 18 Oct. |
| Southern Africa | 5-Mar | 812,238 | 16,792 | 16,647 | 145 | 20,672 | 549 | 744 | -195 | 722,965 | 14,274 | 14,881 | -607 | 68,601 | 1,969 | 1,022 | 947 | 6,256,488 | 29,348 |
| Angola | 27-Mar | 9,381 | 1,759 | 1,256 | 503 | 268 | 21 | 29 | -8 | 3,508 | 478 | 287 | 191 | 5,605 | 1,260 | 940 | 320 | 128,827 | 3,920 |
| Botswana | 16-Mar | 5,923 | 681 | 2,023 | -1,342 | 21 | 1 | 2 | -1 | 927 | 22 | 71 | -49 | 4,975 | 658 | 1,950 | -1,292 | 279,070 | 118,671 |
| Eswatini | 14-Mar | 5,854 | 74 | 111 | -37 | 116 | 0 | 3 | -3 | 5,502 | 87 | 105 | -18 | 236 | -13 | 3 | -16 | 49,517 | 42,681 |
| Lesotho | 13-May | 1,940 | 107 | 28 | 79 | 43 | 1 | 0 | 1 | 970 | 9 | 0 | 9 | 927 | 97 | 28 | 69 | 22,264 | 10,393 |
| Madagascar | 20-Mar | 16,968 | 158 | 92 | 66 | 244 | 6 | 1 | 5 | 16,301 | 86 | 173 | -87 | 423 | 66 | -82 | 148 | 87,659 | 3,166 |
| Malawi | 2-Apr | 5,890 | 33 | 36 | -3 | 183 | 2 | 1 | 1 | 5,291 | 549 | 95 | 454 | 416 | -518 | -60 | -458 | 60,115 | 3,142 |
| Mauritius | 18-Mar | 435 | 18 | 22 | -4 | 10 | 0 | 0 | 0 | 386 | 22 | 6 | 16 | 39 | -4 | 16 | -20 | 260,973 | 205,205 |
| Mozambique | 27-Mar | 11,986 | 1,120 | 865 | 255 | 86 | 11 | 4 | 7 | 9,253 | 740 | 1,175 | -435 | 2,647 | 369 | -314 | 683 | 180,557 | 5,777 |
| Namibia | 14-Mar | 12,660 | 367 | 357 | 10 | 133 | 2 | 3 | -1 | 10,779 | 357 | 605 | -248 | 1,748 | 8 | -251 | 259 | 122,261 | 48,117 |
| São Tomé & Príncipe | 6-Apr | 940 | 7 | 4 | 3 | 15 | 0 | 0 | 0 | 902 | 4 | 6 | -2 | 23 | 3 | -2 | 5 | 6,193 | 28,258 |
| South Africa | 5-Mar | 715,868 | 12,075 | 11,322 | 753 | 18,968 | 497 | 691 | -194 | 646,170 | 11,627 | 10,778 | 849 | 50,730 | -49 | -147 | 98 | 4,697,939 | 79,212 |
| Zambia | 18-Mar | 16,117 | 264 | 395 | -131 | 348 | 2 | 9 | -7 | 15,179 | 174 | 406 | -232 | 590 | 88 | -20 | 108 | 229,872 | 12,504 |
| Zimbabwe | 25-Mar | 8,276 | 129 | 136 | -7 | 237 | 6 | 1 | 5 | 7,797 | 119 | 1,174 | -1,055 | 242 | 4 | -1,039 | 1,043 | 131,241 | 8,830 |

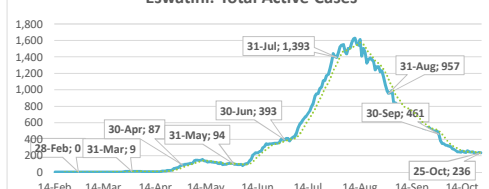
Angola: Total Active Cases



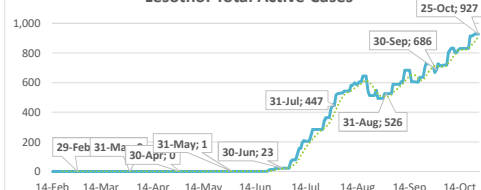
Botswana: Total Active Cases



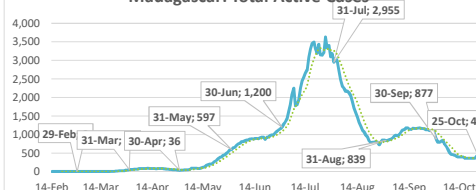
Eswatini: Total Active Cases



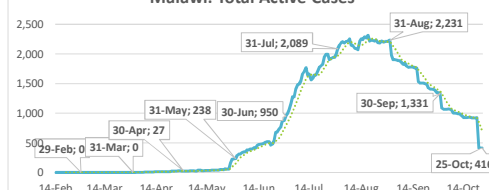
Lesotho: Total Active Cases



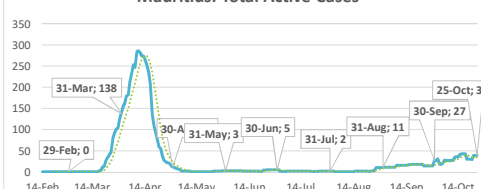
Madagascar: Total Active Cases



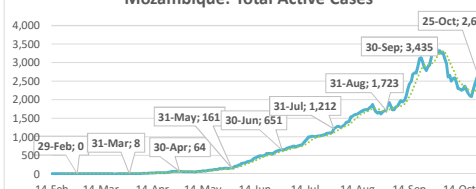
Malawi: Total Active Cases



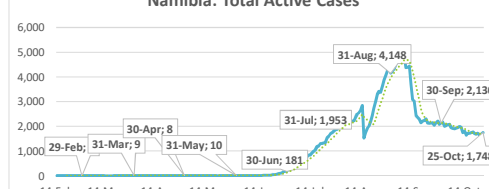
Mauritius: Total Active Cases



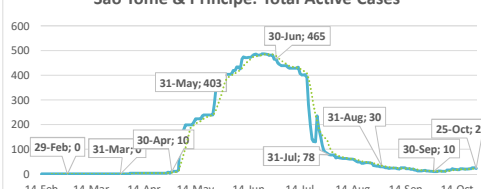
Mozambique: Total Active Cases



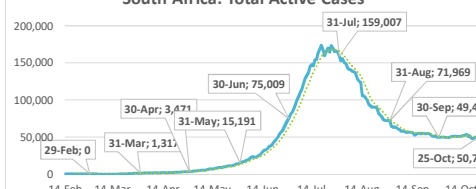
Namibia: Total Active Cases



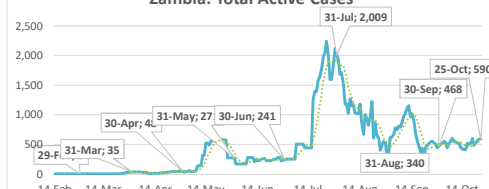
São Tomé & Príncipe: Total Active Cases



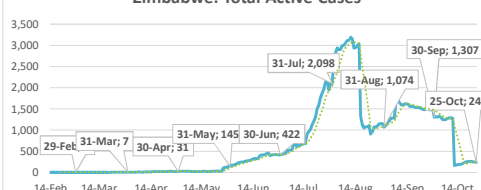
South Africa: Total Active Cases



Zambia: Total Active Cases



Zimbabwe: Total Active Cases



..... 7-day moving average

West Africa

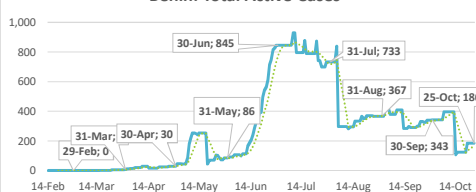
Highlights of the Covid-19 Situation in West Africa as of October 25, 2020

- **As of Sunday, October 25, 2020, the number of total cases in the West Africa region reached 187,449.** The region reported 2,411 new cases in the review week, which is 30.2% lower compared to the new cases reported in the preceding week. The total number of deaths reported reached 2,729, recording 28 new deaths in the review week. The number of total recovered cases reached 173,812, of which 2,989 were newly recovered cases during the review week. The total number of active cases stands at 10,908, which is a decline of 606 cases in the review week.
- **Nigeria accounted for 33.1% of the total cases, while Cabo Verde accounted for 26.7% of the new cases in the region during the week under review.** Niger has the lowest number of total cases in the region at 1,215.
- **The average case fatality rate (CFR) for the region stands at 1.5%. The highest CFRs in the region are reported in Liberia at 5.9% and the lowest in Côte d'Ivoire and Guinea at 0.6%.**

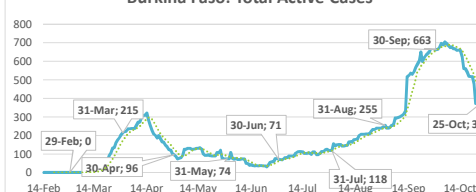
Summary of COVID-19 tracking in West Africa: Situation for the week ending 25 October 2020

| | Date of first case | Cases | | | | Deaths | | | | Recovered | | | | Active | | | | Test | |
|---------------|--------------------|-------------|---------------------------|---------------------------|---------------|--------------|----------------------------|----------------------------|----------------------------------|-----------------|-------------------------------|-------------------------------|----------------------------------|--------------|----------------------------|----------------------------|----------------------------------|-------------|--------------------------|
| | | Total cases | New cases for the week of | New cases for the week of | Weekly change | Total deaths | New deaths for the week of | New deaths for the week of | Weekly change from Previous week | Total Recovered | New recovered for the week of | New recovered for the week of | Weekly change from Previous week | Active cases | New active for the week of | New active for the week of | Weekly change from Previous week | Total tests | Tests Per million People |
| | | 25 Oct. | 18 Oct. | 11 Oct. | 4 Oct. | 25 Oct. | 18 Oct. | 11 Oct. | 4 Oct. | 25 Oct. | 18 Oct. | 11 Oct. | 4 Oct. | 25 Oct. | 18 Oct. | 11 Oct. | 4 Oct. | 25 Oct. | 18 Oct. |
| West Africa | 28-Feb | 187,449 | 2,411 | 3,456 | -1,045 | 2,729 | 28 | 39 | -11 | 173,812 | 2,989 | 7,416 | -4,427 | 10,908 | -606 | -3,999 | 3,393 | 2,455,167 | 6,181 |
| Benin | 16-Mar | 2,557 | 61 | 85 | -24 | 41 | 0 | 0 | 0 | 2,330 | 0 | 357 | -357 | 186 | 61 | -272 | 333 | 238,105 | 19,640 |
| Burkina Faso | 9-Mar | 2,451 | 70 | 110 | -40 | 65 | 0 | 4 | -4 | 2,019 | 245 | 232 | 13 | 367 | -175 | -126 | -49 | 59,000 | 2,823 |
| Cabo Verde | 20-Mar | 8,396 | 644 | 680 | -36 | 94 | 8 | 11 | -3 | 7,285 | 759 | 545 | 214 | 1,017 | -123 | 124 | -247 | 90,448 | 162,680 |
| Côte d'Ivoire | 11-Mar | 20,470 | 147 | 169 | -22 | 122 | 1 | 1 | 0 | 20,166 | 145 | 223 | -78 | 182 | 1 | -55 | 56 | 188,017 | 7,128 |
| Gambia, The | 18-Mar | 3,660 | 11 | 17 | -6 | 119 | 1 | 1 | 0 | 2,660 | 11 | 106 | -95 | 881 | -1 | -90 | 89 | 20,273 | 8,389 |
| Ghana | 12-Mar | 47,690 | 380 | 305 | 75 | 316 | 6 | 4 | -2 | 46,887 | 269 | 220 | 49 | 487 | 105 | 81 | 24 | 518,785 | 16,696 |
| Guinea | 13-Mar | 11,635 | 117 | 496 | -379 | 71 | 1 | 1 | 0 | 10,474 | 47 | 103 | -56 | 1,090 | 69 | 392 | -323 | 207,326 | 15,787 |
| Guinea-Bissau | 27-Mar | 2,403 | 14 | 4 | 10 | 41 | 0 | 1 | -1 | 1,818 | 36 | 54 | -18 | 544 | -22 | -51 | 29 | 22,233 | 11,297 |
| Liberia | 16-Mar | 1,393 | 16 | 14 | 2 | 82 | 0 | 0 | 0 | 1,278 | 10 | 23 | -13 | 33 | 6 | -9 | 15 | 30,363 | 6,003 |
| Mali | 25-Mar | 3,490 | 102 | 102 | 0 | 132 | 0 | 0 | 0 | 2,661 | 75 | 59 | 16 | 697 | 27 | 43 | -16 | 70,223 | 3,468 |
| Niger | 20-Mar | 1,215 | 5 | 9 | -4 | 69 | 0 | 0 | 0 | 1,128 | 2 | 3 | -3 | 18 | 3 | 6 | -3 | 35,257 | 1,457 |
| Nigeria | 28-Feb | 61,992 | 552 | 1,174 | -622 | 1,130 | 5 | 10 | -5 | 57,465 | 854 | 4,876 | -4,022 | 3,397 | -307 | -3,712 | 3,405 | 607,435 | 2,947 |
| Senegal | 2-Mar | 15,551 | 133 | 150 | -17 | 321 | 4 | 3 | -1 | 14,254 | 440 | 517 | -77 | 976 | -311 | -370 | 59 | 208,054 | 12,426 |
| Sierra Leone | 31-Mar | 2,346 | 16 | 24 | -8 | 74 | 1 | 1 | 0 | 1,787 | 27 | 24 | 3 | 485 | -12 | -1 | -11 | 46,188 | 5,790 |
| Togo | 6-Mar | 2,200 | 143 | 117 | 26 | 52 | 1 | 2 | -1 | 1,600 | 69 | 74 | -5 | 548 | 73 | 41 | 32 | 113,460 | 13,705 |

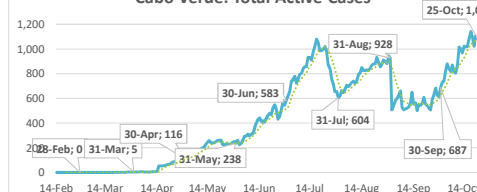
Benin: Total Active Cases



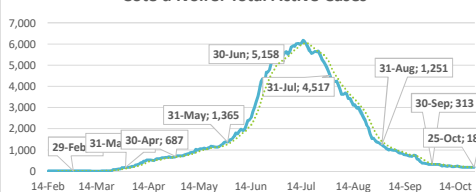
Burkina Faso: Total Active Cases



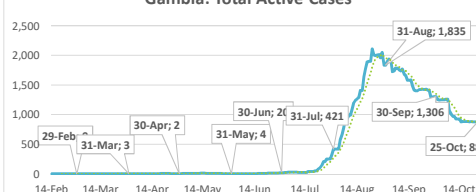
Cabo Verde: Total Active Cases



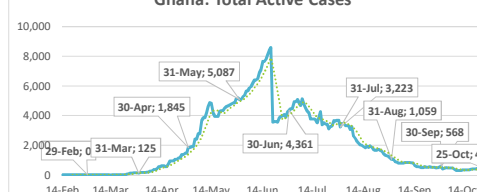
Côte d'Ivoire: Total Active Cases



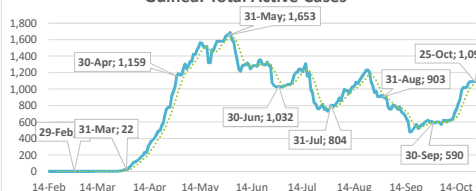
Gambia: Total Active Cases



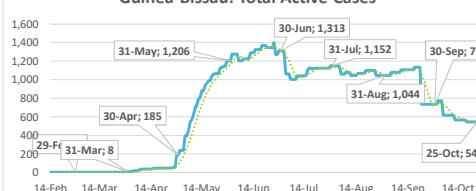
Ghana: Total Active Cases



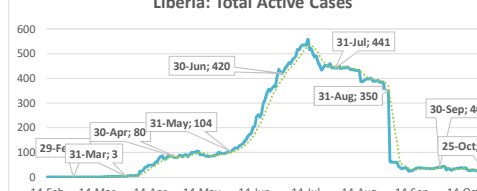
Guinea: Total Active Cases



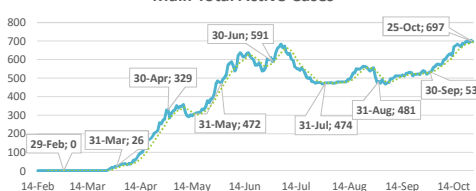
Guinea-Bissau: Total Active Cases



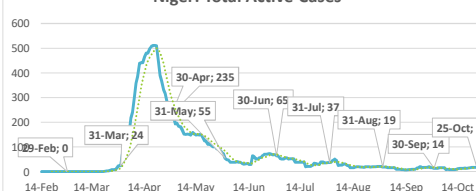
Liberia: Total Active Cases



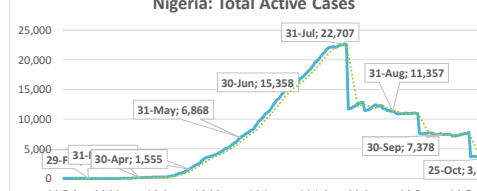
Mali: Total Active Cases



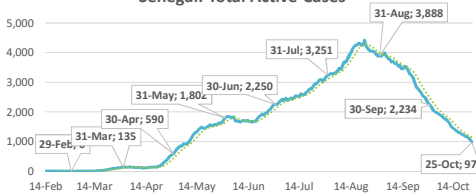
Niger: Total Active Cases



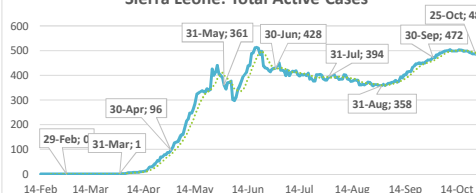
Nigeria: Total Active Cases



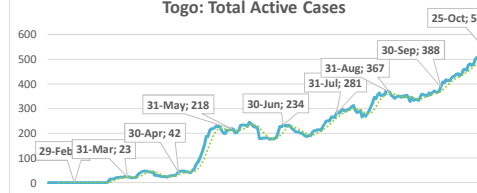
Senegal: Total Active Cases



Sierra Leone: Total Active Cases



Togo: Total Active Cases



.....: 7-day moving average