



AFRICAN DEVELOPMENT BANK GROUP

Weekly Data Flash on Covid-19 in Africa¹:

The situation as of Sunday, November 1, 2020

Statistics Department (ECST)

¹ This briefing note has been prepared by Roza Mamuye Bora, Senior Statistician; Anouar Chaouch, Statistician; Soumaila Karambiri, Statistical Assistant; Regis Hauhouot Stephane, Statistical Assistant and Desire Lakpa Guy, Statistical Assistant, under the supervision of Louis Kouakou, Division Manager ECST.1 and the guidance of Charles Leyeka Lufumpa, Director ECST.

For more information on Covid-19, please visit the Bank's Africa Information Highway
<https://africacovid.opendataforafrica.org/>.

Contents

	Page
Highlights of the Covid-19 Situation in Africa as of November 1, 2020	1
Data Annexes: Africa	3
Highlights of the Covid-19 Situation in Central Africa as of November 1, 2020	5
Data Annexes: Central Africa	6
Highlights of the Covid-19 Situation in East Africa as of November 1, 2020	8
Data Annexes: East Africa	9
Highlights of the Covid-19 Situation in North Africa as of November 1, 2020	11
Data Annexes: North Africa	12
Highlights of the Covid-19 Situation in Southern Africa as of November 1, 2020	14
Data Annexes: Southern Africa	15
Highlights of the Covid-19 Situation in West Africa as of November 1, 2020	17
Data Annexes: West Africa	18

Highlights of the Covid-19 Situation in Africa as of November 1, 2020²

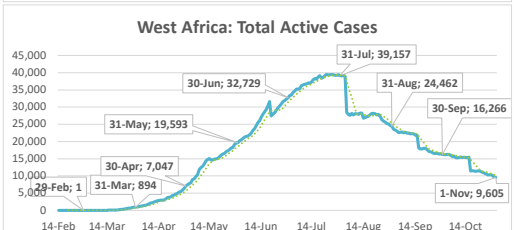
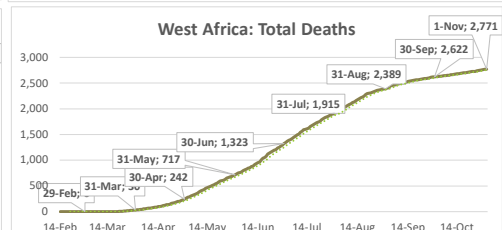
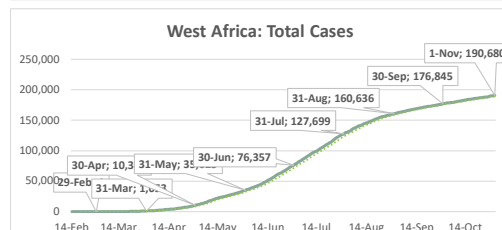
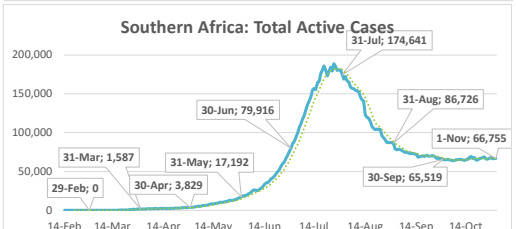
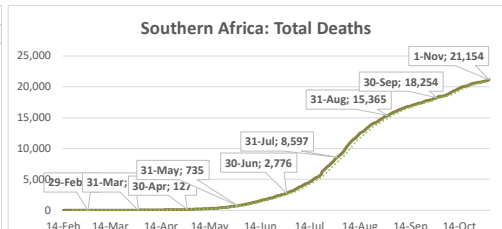
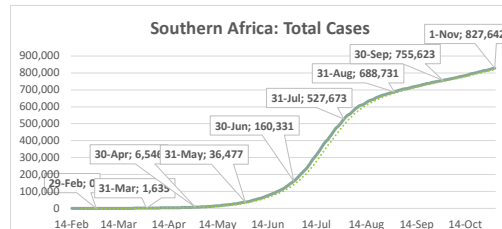
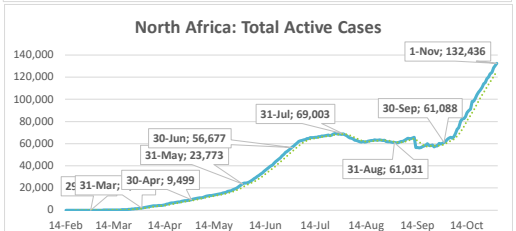
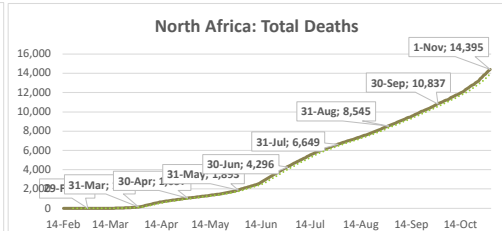
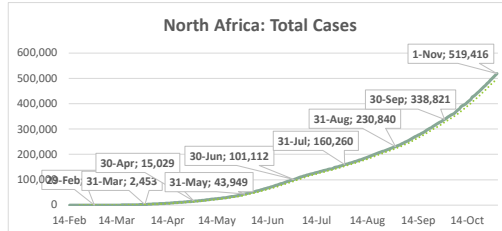
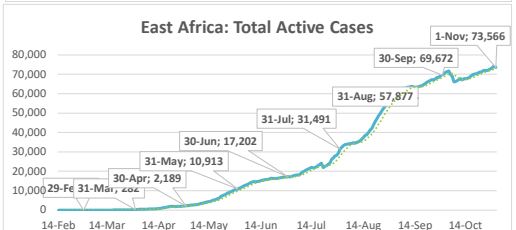
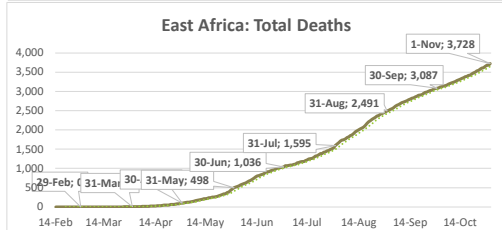
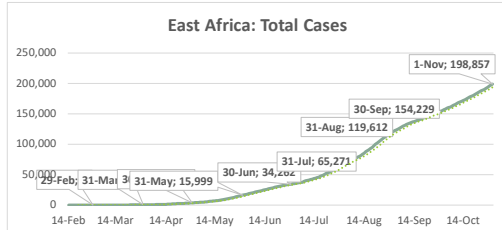
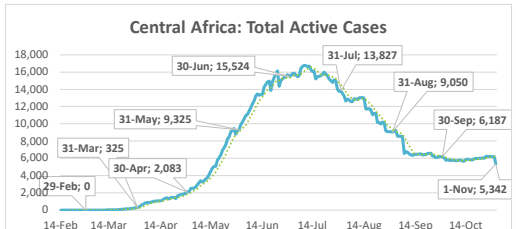
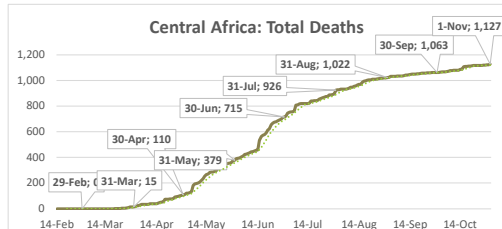
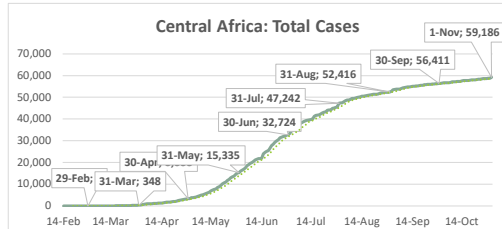
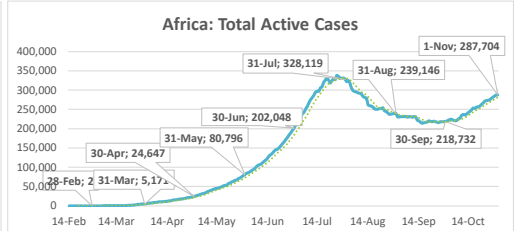
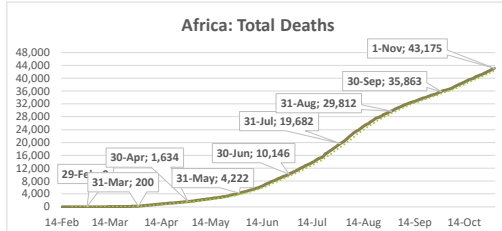
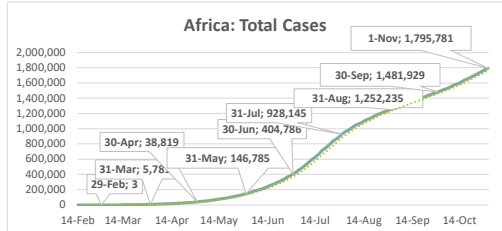
- **Globally, the total number of confirmed Covid-19 cases reached 46,500,057 as of November 1, 2020, the majority of which (29.4%) were in Asia, followed by North America (23.5%), Europe (22.5%) and South America (20.7%).** The number of new cases reported globally in the review week amounted to 3,574,044. To date, 31,094,568 cases have recovered, representing 66.9% of confirmed Covid-19 cases. The number of global deaths reached 1,200,310, of which 47,320 were recorded in the past week. The number of global active cases stands at 14,205,179.
- **Africa accounted for 3.9% of the total global cases, 3.6% of deaths, 4.7% of recovered cases and 2.0% of active cases as of November 1, 2020.**
- **As of Sunday November 1, 2020, more than 18.8 million tests for Covid-19 were administered in Africa, of which over 1.0 million were conducted in the week under review.** The majority (25.7%) of these tests were conducted in South Africa, followed by Morocco (17.8%), Ethiopia (7.9%), Egypt (3.8%), Kenya (3.7%), Nigeria (3.3%) and Rwanda (3.0%), which collectively accounted for 65.3% of the tests conducted in Africa.
- **Considering tests in relation to population size, Mauritius leads with 209,726 tests per 1 million people,** followed by Cabo Verde (170,380), Botswana (127,378), Gabon (107,977), Morocco (90,702), Djibouti (86,297) and South Africa (81,649). The average tests per 1 million people in Africa, stands at 14,047, which is an increase of 5.2% over the past week.
- **Tests per case in Africa stand at 10.5 as of November 1, 2020, indicating that there is one confirmed case for every 10 tests conducted, compared to 17.7 global average.** Regionally, the values for tests per case were 18.3 for East Africa, 17.8 for Central Africa, 13.5 for West Africa, 9.7 for North Africa and 7.9 for Southern Africa.
- **As of November 1, 2020, the total number of confirmed cases in Africa reached 1,795,781.** The majority of these cases (46.1%) were reported in Southern Africa, followed by North Africa at 28.9%, East Africa at 11.1%, West Africa at 10.6% and Central Africa at 3.3%. Southern Africa was the region with the highest number of cases, with 87.8% of those cases reported in the nation of South Africa; the remaining countries of the region being among the least affected.
- **South Africa (40.5%), Morocco(12.4%), Egypt (6.0%), Ethiopia (5.4%), Nigeria (3.5%), Libya (3.5%), Tunisia (3.4%), Algeria(3.2%), Kenya(3.1%) and Ghana (2.7%) together account for 83.6% of the cases in Africa, as of November 1, 2020.** Five countries with the lowest number of cases are the Seychelles, Mauritius, Eritrea, Comoros and Burundi; cases ranging between 153 in Seychelles and 589 in Burundi. Considering population size, Cabo Verde, South Africa, Libya, Morocco and Djibouti are the five countries with the highest number of confirmed cases per million people; rates ranging from 16,087 in Cabo Verde to 5,712 in Djibouti.

² Tanzania has not released data on Covid-19 since May 08, 2020.

- **In the week under review, a total of 77,319 new cases were reported in Africa, which is a 7.1% increase compared to the new cases recorded in the previous week. These new cases in Africa account for 2.2% of the weekly new cases recorded globally.** The North Africa region accounted for 60.5% of the weekly new cases in Africa, followed by Southern Africa (19.9%), East Africa (14.2%), West Africa (4.2%), and Central Africa (1.2%).
- **As of November 1, 2020, a total of 43,175 deaths had been reported in Africa since the start of the pandemic, of which 49.0% were in Southern Africa, 33.3% in North Africa, 8.6% in East Africa, 6.4% in West Africa and 2.6% in Central Africa.** South Africa, Egypt, Morocco, Algeria, Ethiopia and Tunisia are the six countries with the highest reported deaths due to Covid-19; deaths ranging between 19,411 in South Africa and 1,348 in Tunisia. A total of 1,916 new deaths were reported in the week under review, which is an increase of 26.6% compared to the preceding week. As of November 1, 2020, Eritrea and the Seychelles are the only countries in Africa not to have reported any deaths since the onset of the pandemic.
- **The case fatality rate (CFR), deaths per confirmed cases, for Africa stands at 2.4% in the review period, which is lower than the global average of 2.6%.** However, the CFR in Africa has increased since its level of 2.1% in July 2020, while the global average CFR is on a continuous decline. Regionally, West Africa has the lowest CFR at 1.5%, followed by Central Africa and East Africa at 1.9%, while North Africa at 2.8% and Southern Africa at 2.6% recorded higher CFR than the African average. As of November 1, 2020, higher than or equal to the global average CFRs were recorded in fifteen African countries, namely Chad (6.5%), Sudan (6.1%), Liberia (5.8%), Egypt (5.8%), Niger (5.7%), Mali (3.8%), Algeria (3.4%), Gambia (3.2%), Sierra Leone (3.1%), Malawi (3.1%), Zimbabwe (2.9%), Burkina Faso (2.7%), DRC (2.7%), South Africa (2.7%) and Angola (2.6%).
- **As of November 1, 2020, the number of recovered cases in Africa reached 1,464,902, which is 81.6% of its total confirmed cases.** West Africa (93.5%), Southern Africa (89.4%), and Central Africa (89.1%) have recorded higher recovery rates than the average for Africa, while North Africa (71.7%) and East Africa (61.1%) showed relatively lower recovery rates. In the week under review, 60,331 newly recovered cases were reported.
- **As of November 1, 2020, the total number of active cases in Africa stands at 287,704, which is an increase of 15,072 cases over the previous week.** However, regionally, Southern Africa, West Africa and Central Africa saw reductions in their number of active cases in the review week. Four countries, namely Tunisia (54,735 cases), South Africa (52,082), Ethiopia (41,653), and Morocco (34,469) jointly accounted for 63.6% of the active cases as of November 1, 2020.

Summary of COVID-19 tracking in Africa: Situation for the week ending 01 November 2020

	Date of first case	Cases				Deaths				Recovered				Active				Test	
		Total cases	New cases for the week of	New cases for the week of	Weekly change from Previous week	Total deaths	New deaths for the week of	New deaths for the week of	Weekly change from Previous week	Total Recovered	New recovered for the week of	New recovered for the week of	Weekly change from Previous week	Active cases	New active for the week of	New active for the week of	Weekly change from Previous week	Total tests	Tests Per million People
World	31-Dec	46,500,057	3,574,044	3,027,324	546,720	1,200,310	47,320	40,402	6,918	31,094,568	2,180,332	1,477,644	702,688	14,205,179	1,346,392	1,509,278	-162,886	823,413,354	105,636
Africa	14-Feb	1,795,781	77,319	72,194	5,125	43,175	1,916	1,513	403	1,464,902	60,331	50,133	10,198	287,704	15,072	20,548	-5,476	18,807,074	14,047
Central Africa	6-Mar	59,186	923	475	448	1,127	10	8	2	52,717	1,580	288	1,292	5,342	-667	179	-846	1,055,215	7,202
East Africa	13-Mar	198,857	10,985	10,274	711	3,728	178	155	23	121,563	9,247	7,816	1,431	73,566	1,560	2,303	-743	3,633,526	9,677
North Africa	14-Feb	519,416	46,776	42,242	4,534	14,395	1,204	773	431	372,585	28,244	24,766	3,478	132,436	17,328	16,703	625	5,052,008	24,473
Southern Africa	5-Mar	827,642	15,404	16,792	-1,388	21,154	482	549	-67	739,733	16,768	14,274	2,494	66,755	-1,846	1,969	-3,815	6,501,073	30,495
West Africa	28-Feb	190,680	3,231	2,411	820	2,771	42	28	14	178,304	4,492	2,989	1,503	9,605	-1,303	-606	-697	2,565,252	6,458



.....: 7-day moving average

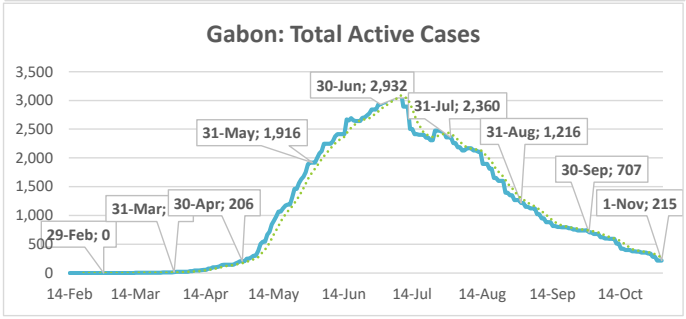
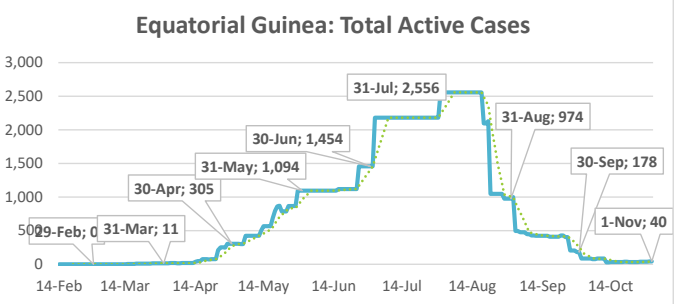
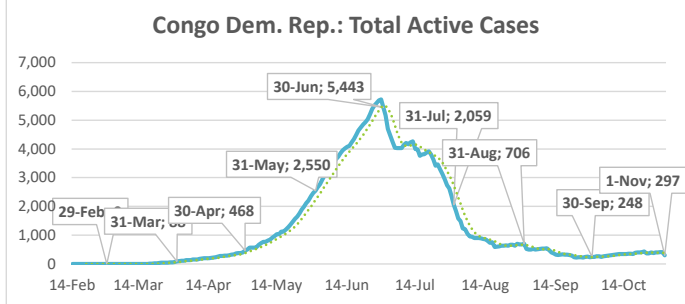
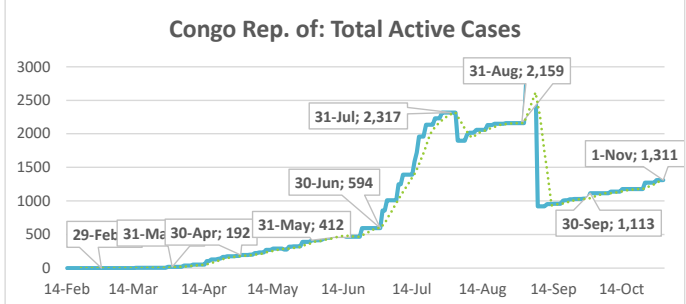
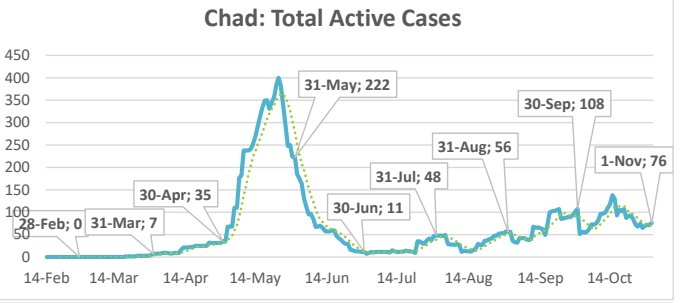
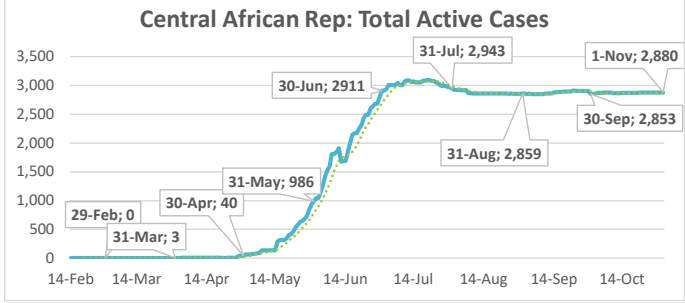
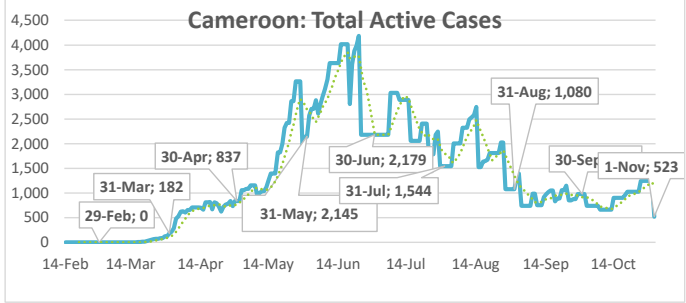
Central Africa

Highlights of the Covid-19 Situation in Central Africa as of November 1, 2020

- **As of Sunday, November 1, 2020, the number of total cases in the Central Africa region reached 59,186.** The region reported 923 new cases in the review week, which is a 94.3% increase compared to the new cases reported in the preceding week. The total number of deaths reported reached 1,127, recording 10 new deaths in the review week. The number of total recovered cases reached 52,717, of which 1,580 were newly recovered cases during the review week. The total number of active cases stands at 5,342, which is a decline of 667 cases in the review week.
- **Cameroon accounted for 37.3% of the total cases and 57.7% of the new cases in the region during the week under review.** Chad has the lowest number of total cases in the region at 1,498.
- **The average case fatality rate (CFR) for the region stands at 1.9%. The highest CFR in the region was reported in Chad at 6.5% and the lowest in Gabon at 0.6%.**

Summary of COVID-19 tracking in Central Africa: Situation for the week ending 01 November 2020

	Date of first case	Cases				Deaths				Recovered				Active				Test	
		Total cases	New cases for the week of	New cases for the week of	Weekly change	Total deaths	New deaths for the week of	New deaths for the week of	Weekly change from Previous week	Total Recovered	New recovered for the week of	New recovered for the week of	Weekly change from Previous week	Active cases	New active for the week of	New active for the week of	Weekly change from Previous week	Total tests	Tests Per million People
			01 Nov.	25 Oct.			01 Nov.	25 Oct.			01 Nov.	25 Oct.			01 Nov.	25 Oct.			
Central Africa	6-Mar	59,186	923	475	448	1,127	10	8	2	52,717	1,580	288	1,292	5,342	-667	179	-846	1,055,215	7,202
Cameroon	6-Mar	22,103	533	129	404	429	4	2	2	21,151	1,034	0	1,034	523	-505	127	-632	550,901	20,753
Central African Rep.	15-Mar	4,866	4	7	-3	62	0	0	0	1,924	0	0	0	2,880	4	7	-3	33,780	6,994
Chad	19-Mar	1,498	61	58	3	98	2	3	-1	1,324	56	87	-31	76	3	-32	35	44,861	2,731
Congo Rep. of	15-Mar	5,290	37	97	-60	92	0	0	0	3,887	0	0	0	1,311	37	97	-60	47,124	8,540
Congo Dem. Rep.	10-Mar	11,373	230	137	93	308	3	3	0	10,768	301	111	190	297	-74	23	-97	72,239	807
Equatorial Guinea	14-Mar	5,088	9	9	0	83	0	0	0	4,965	3	8	-5	40	6	1	5	65,982	47,030
Gabon	12-Mar	8,968	49	38	11	55	1	0	1	8,698	186	82	104	215	-138	-44	-94	240,328	107,977



.....: 7-day moving average

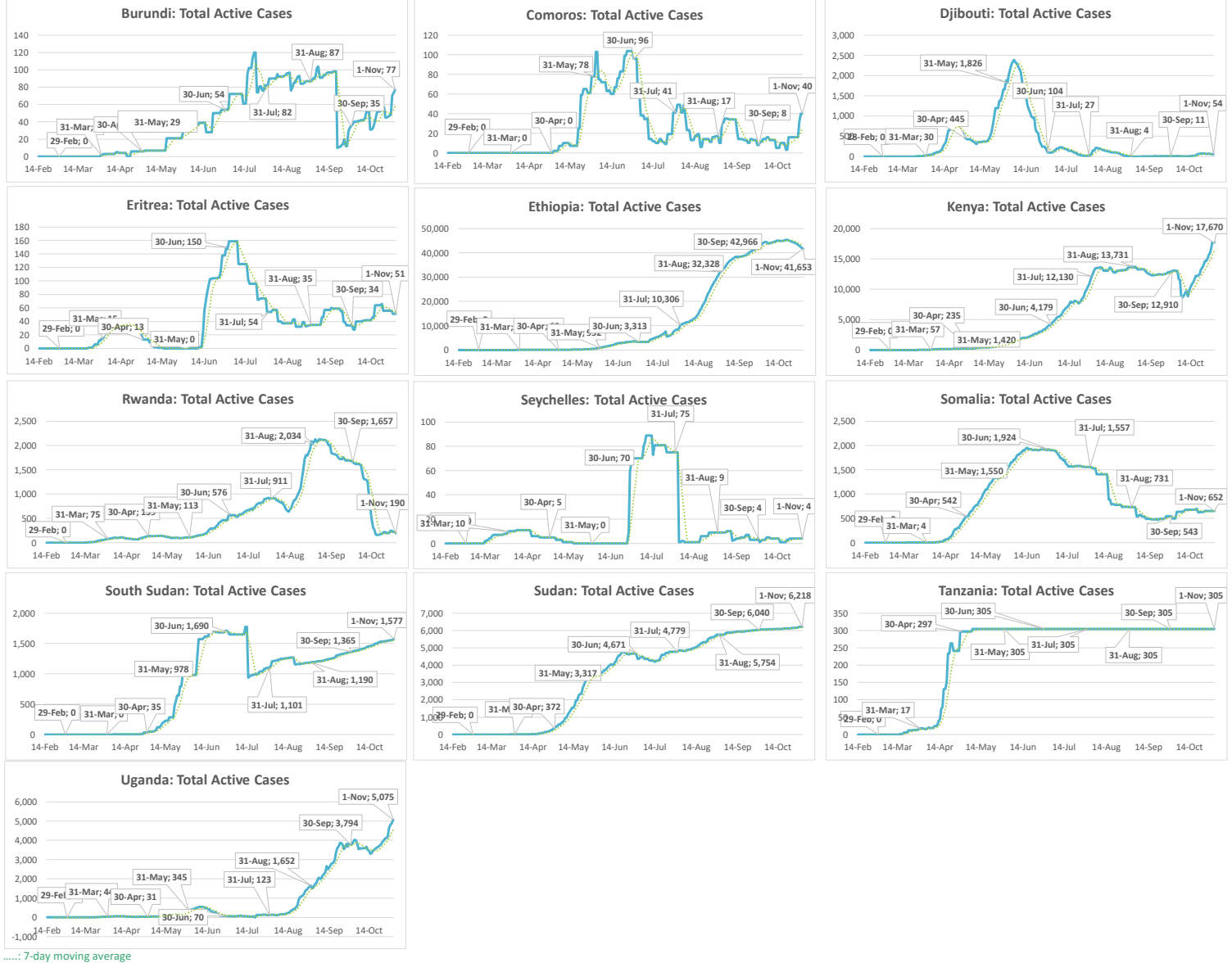
East Africa

Highlights of the Covid-19 Situation in East Africa as of November 1, 2020

- **As of Sunday, November 1, 2020, the number of total cases in the East Africa region reached 198,857.** The region reported 10,985 new cases in the review week, which is a 6.9% increase compared to the number of new cases reported in the preceding week. The total number of deaths reported reached 3,728, recording 178 new deaths in the review week. The number of total recovered cases reached 121,563, of which 9,247 were newly recovered cases during the review week. The total number of active cases stands at 73,566, which is an increase of 1,560 cases in the review week.
- **Ethiopia accounted for 48.6% of the total cases, while Kenya accounted for 56.0% of the new cases in the region during the week under review.** Seychelles has the lowest number of total cases in the region at 153.
- **The average case fatality rate (CFR) for the region stands at 1.9%. The highest CFR in the region was reported in Sudan at 6.1% and the lowest in Eritrea and Seychelles, where no deaths have been reported to date.**

Summary of COVID-19 tracking in East Africa: Situation for the week ending 01 November 2020

	Date of first case	Cases				Deaths				Recovered				Active				Test	
		Total cases	New cases for the week of	New cases for the week of	Weekly change	Total deaths	New deaths for the week of	New deaths for the week of	Weekly change from Previous week	Total Recovered	New recovered for the week of	New recovered for the week of	Weekly change from Previous week	Active cases	New active for the week of	New active for the week of	Weekly change from Previous week	Total tests	Tests Per million People
East Africa	13-Mar	198,857	10,985	10,274	711	3,728	178	155	23	121,563	9,247	7,816	1,431	73,566	1,560	2,303	-743	3,633,526	9,677
Burundi	31-Mar	589	32	15	17	1	0	0	0	511	0	14	-14	77	32	1	31	49,651	4,176
Comoros	2-May	545	28	15	13	7	0	0	0	498	4	9	-5	40	24	6	18	5,897	6,781
Djibouti	18-Mar	5,563	27	77	-50	61	0	0	0	5,448	46	27	19	54	-19	50	-69	85,261	86,297
Eritrea	21-Mar	463	2	9	-7	0	0	0	0	412	7	17	-10	51	-5	-8	3	20,134	5,677
Ethiopia	13-Mar	96,583	3,240	4,206	-966	1,478	52	74	-22	53,452	5,909	4,894	1,015	41,653	-2,721	-762	-1,959	1,487,270	12,937
Kenya	13-Mar	55,877	6,156	4,840	1,316	1,013	111	70	41	37,194	2,985	2,352	633	17,670	3,060	2,418	642	699,520	13,009
Rwanda	14-Mar	5,146	80	92	-12	35	1	0	1	4,921	91	47	44	190	-12	45	-57	558,977	43,157
Seychelles	15-Mar	153	0	4	-4	0	0	0	0	149	0	1	-1	4	0	3	-3	6,125	62,279
Somalia	16-Mar	3,941	0	77	-77	104	0	5	-5	3,185	0	96	-96	652	0	-24	24	26,450	1,664
South Sudan	5-Apr	2,926	43	41	-2	59	3	1	-2	1,290	0	0	0	1,577	40	40	0	41,658	3,722
Sudan	13-Mar	13,819	77	45	32	837	0	1	-1	6,764	0	0	0	6,218	77	44	33	95,990	2,189
Tanzania	16-Mar	509	21	183	305	3,880	65
Uganda	21-Mar	12,743	1,300	853	447	112	11	4	7	7,556	205	359	-154	5,075	1,084	490	594	552,713	12,084



North Africa

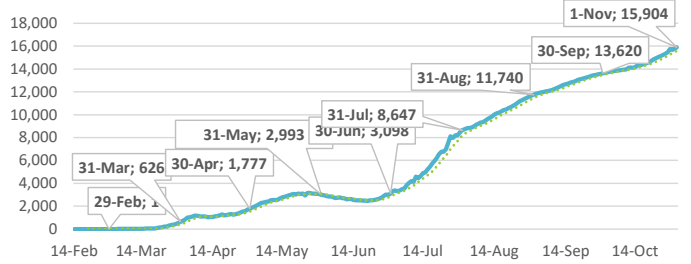
Highlights of the Covid-19 Situation in North Africa as of November 1, 2020

- **As of Sunday, November 1, 2020, the number of total cases in the North Africa region reached 519,416.** The region reported 46,776 new cases in the review week, which is 10.7% higher compared to the new cases reported in the preceding week. The total number of deaths reported reached 14,395, recording 1,204 new deaths in the review week. The number of total recovered cases reached 372,585, of which 28,244 were newly recovered cases during the review week. The total number of active cases stands at 132,436, which is an increase of 17,328 cases in the review week.
- **Morocco accounted for 42.8% of the total cases and 53.6% of the new cases in the region during the week under review.** Mauritania has the lowest number of total cases in the region at 7,704.
- **The average case fatality rate (CFR) for the region stands at 2.8%. The highest CFR in the region was reported in Egypt at 5.8% and the lowest in Libya at 1.4%.**

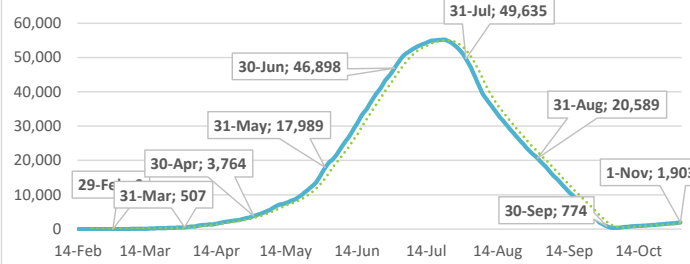
Summary of COVID-19 tracking in North Africa: Situation for the week ending 01 November 2020

	Date of first case	Cases				Deaths				Recovered				Active				Test									
		Total cases	New cases for the week of	New cases for the week of	Weekly change	Total deaths	New deaths for the week of	New deaths for the week of	Weekly change from Previous week	Total Recovered	New recovered for the week of	New recovered for the week of	Weekly change from Previous week	Active cases	New active for the week of	New active for the week of	Weekly change from Previous week	Total tests	Tests Per million People								
																				01 Nov.	25 Oct.	01 Nov.	25 Oct.	01 Nov.	25 Oct.	01 Nov.	25 Oct.
North Africa	14-Feb	519,416	46,776	42,242	4,534	14,395	1,204	773	431	372,585	28,244	24,766	3,478	132,436	17,328	16,703	625	5,052,008	24,473								
Algeria	26-Feb	58,272	2,129	1,741	388	1,973	59	58	1	40,395	1,300	1,007	293	15,904	770	676	94	230,553	5,258								
Egypt	14-Feb	107,736	1,196	1,116	80	6,278	79	79	0	99,555	652	656	-4	1,903	465	381	84	709,186	6,930								
Libya	25-Mar	62,045	6,032	7,223	-1,191	871	76	70	6	35,853	5,122	3,842	1,280	25,321	834	3,311	-2,477	320,038	46,576								
Mauritania	14-Mar	7,704	40	56	-16	163	0	0	0	7,437	52	38	14	104	-12	18	-30	87,633	18,847								
Morocco	5-Mar	222,544	25,063	23,849	1,214	3,762	461	373	88	184,313	21,118	19,223	1,895	34,469	3,484	4,253	-769	3,347,872	90,702								
Tunisia	5-Mar	61,115	12,316	8,257	4,059	1,348	529	193	336	5,032	0	0	0	54,735	11,787	8,064	3,723	356,726	30,183								

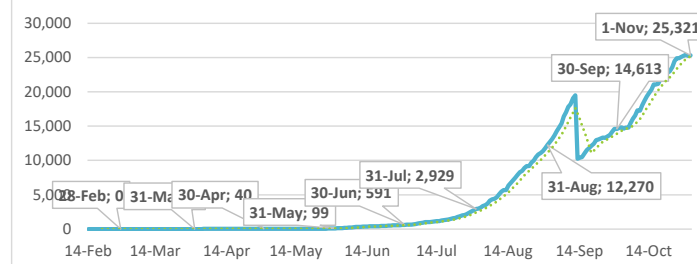
Algeria: Total Active Cases



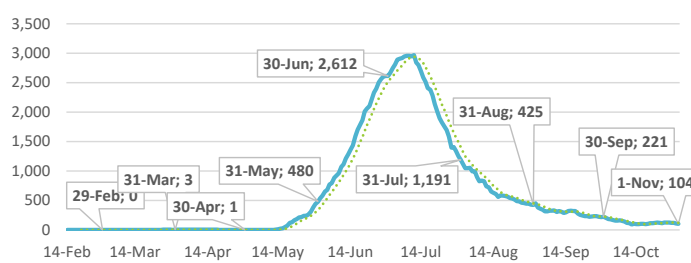
Egypt: Total Active Cases



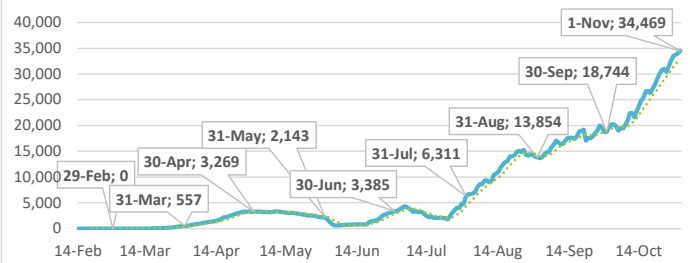
Libya: Total Active Cases



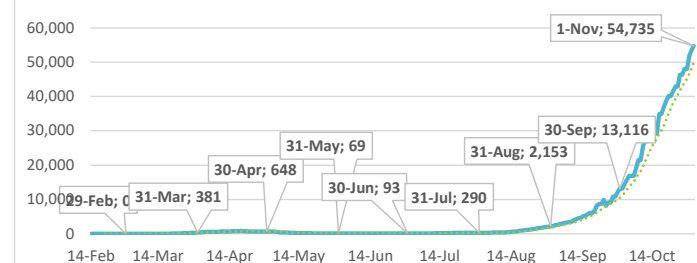
Mauritania: Total Active Cases



Morocco: Total Active Cases



Tunisia: Total Active Cases



.....: 7-day moving average

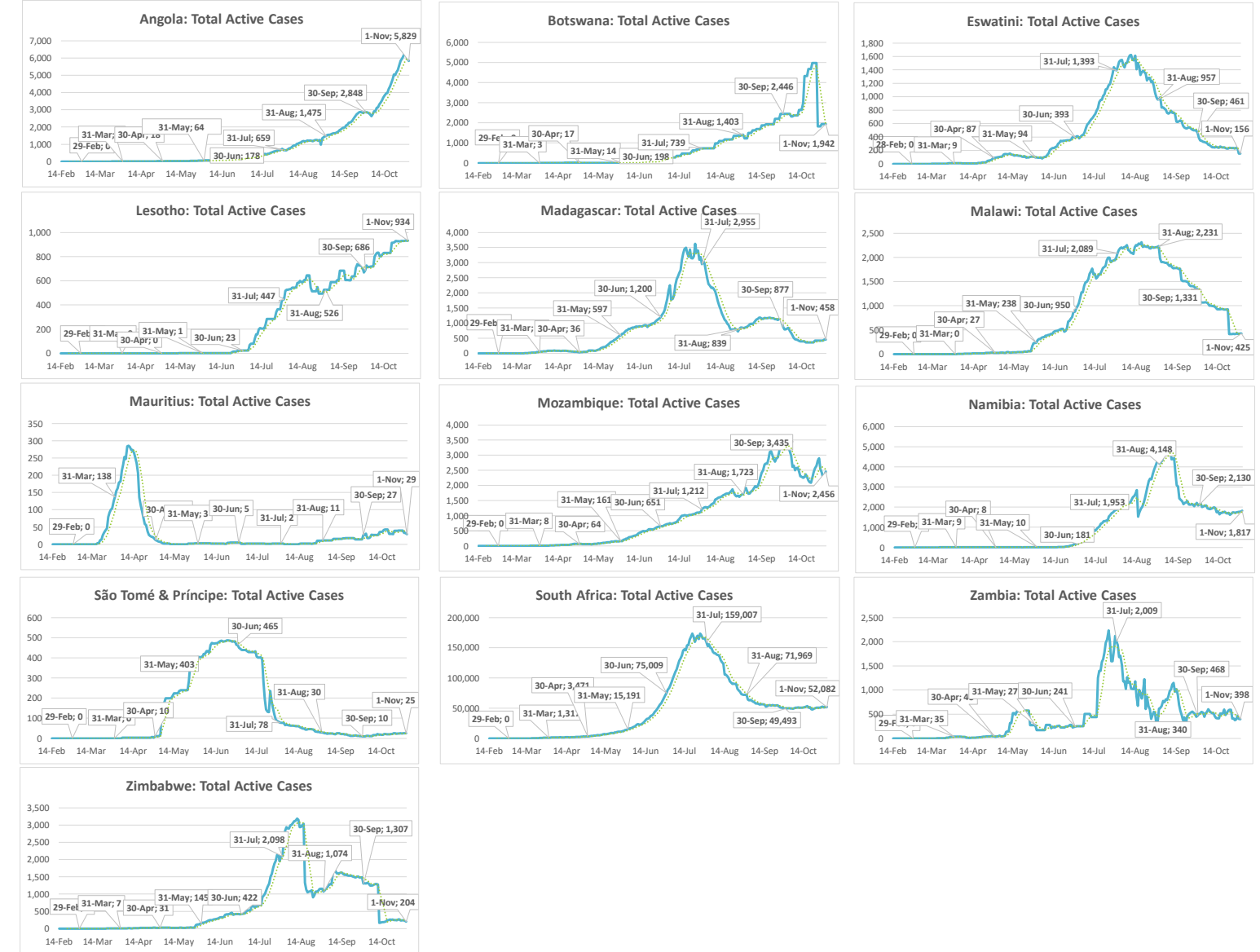
Southern Africa

Highlights of the Covid-19 Situation in Southern Africa as of November 1, 2020

- **As of Sunday, November 1, 2020, the number of total cases in the Southern Africa region reached 827,642.** The region reported 15,404 new cases in the review week, which is 8.3% lower compared to the new cases reported in the preceding week. The total number of deaths reported reached 21,154, recording 482 new deaths in the review week. The number of total recovered cases reached 739,733, of which 16,768 were newly recovered cases during the review week. The total number of active cases stands at 66,755, which is a decline of 1,846 cases in the review week.
- **South Africa accounted for 87.8% of the total cases and 71.1% of the new cases in the region during the week under review.** Mauritius has the lowest number of total cases in the region at 446.
- **The average case fatality rate (CFR) for the region stands at 2.6%. The highest CFR in the region was reported in Malawi at 3.1% and the lowest in Botswana at 0.4%.**

Summary of COVID-19 tracking in Southern Africa: Situation for the week ending 01 November 2020

	Date of first case	Cases				Deaths				Recovered				Active				Test	
		Total cases	New cases for the week of	New cases for the week of	Weekly change	Total deaths	New deaths for the week of	New deaths for the week of	Weekly change from Previous week	Total Recovered	New recovered for the week of	New recovered for the week of	Weekly change from Previous week	Active cases	New active for the week of	New active for the week of	Weekly change from Previous week	Total tests	Tests Per million People
			01 Nov.	25 Oct.			01 Nov.	25 Oct.			01 Nov.	25 Oct.			01 Nov.	25 Oct.			
Southern Africa	5-Mar	827,642	15,404	16,792	-1,388	21,154	482	549	-67	739,733	16,768	14,274	2,494	66,755	-1,846	1,969	-3,815	6,501,073	30,495
Angola	27-Mar	11,035	1,654	1,759	-105	286	18	21	-3	4,920	1,412	478	934	5,829	224	1,260	-1,036	140,667	4,280
Botswana	16-Mar	6,642	719	681	-38	24	3	1	-2	4,676	3,749	22	3,727	1,942	-3,033	658	-3,691	299,546	127,378
Eswatini	14-Mar	5,925	71	74	-3	117	1	0	1	5,652	150	87	63	156	-80	-13	-67	51,450	44,347
Lesotho	13-May	1,953	13	107	-94	44	1	1	0	975	5	9	-4	934	7	97	-90	22,645	10,571
Madagascar	20-Mar	17,111	143	158	-15	244	0	6	-6	16,409	108	86	22	458	35	66	-31	89,524	3,233
Malawi	2-Apr	5,932	42	33	-9	184	1	2	-1	5,323	32	549	-517	425	9	-518	527	62,689	3,277
Mauritius	18-Mar	446	11	18	-7	10	0	0	0	407	21	22	-1	29	-10	-4	-6	266,723	209,726
Mozambique	27-Mar	12,988	1,002	1,120	-118	93	7	11	-4	10,439	1,186	740	446	2,456	-191	369	-560	189,990	6,079
Namibia	14-Mar	12,988	328	367	-39	133	0	2	-2	11,038	259	357	-98	1,817	69	8	61	128,293	50,491
São Tomé & Príncipe	6-Apr	945	5	7	-2	16	1	0	1	904	2	4	-2	25	2	3	-1	6,349	28,970
South Africa	5-Mar	726,823	10,955	12,075	-1,120	19,411	443	497	-54	655,330	9,160	11,627	-2,467	52,082	1,352	-49	1,401	4,842,516	81,649
Zambia	18-Mar	16,480	363	264	-99	349	1	2	-1	15,733	554	174	380	398	-192	88	280	264,525	14,389
Zimbabwe	25-Mar	8,374	98	129	-31	243	6	6	0	7,927	130	119	11	204	-38	4	-42	136,156	9,161



..... 7-day moving average

West Africa

Highlights of the Covid-19 Situation in West Africa as of November 1, 2020

- **As of Sunday, November 1, 2020, the number of total cases in the West Africa region reached 190,680.** The region reported 3,231 new cases in the review week, which is 34.0% higher compared to the new cases reported in the preceding week. The total number of deaths reported reached 2,771, recording 42 new deaths in the review week. The number of total recovered cases reached 178,304, of which 4,492 were newly recovered cases during the review week. The total number of active cases stands at 9,605, which is a decline of 1,303 cases in the review week.
- **Nigeria accounted for 33.0% of the total cases and 30.1% of the new cases in the region during the week under review.** Niger has the lowest number of total cases in the region at 1,221.
- **The average case fatality rate (CFR) for the region stands at 1.5%. The highest CFRs in the region are reported in Liberia at 5.8% and the lowest in Côte d'Ivoire and Guinea at 0.6%.**

Summary of COVID-19 tracking in West Africa: Situation for the week ending 01 November 2020

	Date of first case	Cases				Deaths				Recovered				Active				Test	
		Total cases	New cases for the week of	New cases for the week of	Weekly change	Total deaths	New deaths for the week of	New deaths for the week of	Weekly change from Previous week	Total Recovered	New recovered for the week of	New recovered for the week of	Weekly change from Previous week	Active cases	New active for the week of	New active for the week of	Weekly change from Previous week	Total tests	Tests Per million People
West Africa	28-Feb	190,680	3,231	2,411	820	2,771	42	28	14	178,304	4,492	2,989	1,503	9,605	1,303	-606	-697	2,565,252	6,458
Benin	16-Mar	2,683	126	61	65	41	0	0	0	2,455	125	0	125	187	1	61	-60	249,629	20,591
Burkina Faso	9-Mar	2,500	49	70	-21	67	2	0	-2	2,250	231	245	-14	183	-184	-175	-9	60,299	2,885
Cabo Verde	20-Mar	8,848	452	644	-192	95	1	8	-7	8,012	727	759	-32	741	-276	-123	-153	94,729	170,380
Côte d'Ivoire	11-Mar	20,716	246	147	99	126	4	1	3	20,365	199	145	54	225	43	1	42	194,200	7,362
Gambia, The	18-Mar	3,672	12	11	1	119	0	1	-1	3,196	536	11	525	357	-524	-1	-523	21,088	8,726
Ghana	12-Mar	48,124	434	380	54	320	4	6	-2	47,215	328	269	59	589	102	105	-3	532,197	17,127
Guinea	13-Mar	12,195	560	117	443	73	2	1	1	10,589	115	47	68	1,533	443	69	374	211,608	16,113
Guinea-Bissau	27-Mar	2,413	10	14	-4	41	0	0	0	1,818	0	36	-36	554	10	-22	32	24,768	12,585
Liberia	16-Mar	1,426	33	16	17	82	0	0	0	1,279	1	10	-9	65	32	6	26	42,667	8,436
Mali	25-Mar	3,565	75	102	-27	136	4	0	4	2,758	97	75	22	671	-26	27	-53	75,856	3,746
Niger	20-Mar	1,221	6	5	1	69	0	0	0	1,141	13	2	11	11	-7	3	-10	37,564	1,552
Nigeria	28-Feb	62,964	972	552	420	1,146	16	5	11	58,790	1,325	854	471	3,028	-369	-307	-62	627,600	3,045
Senegal	2-Mar	15,630	79	133	-54	325	4	4	0	14,958	704	440	264	347	-629	-311	-318	219,798	13,127
Sierra Leone	31-Mar	2,366	20	16	4	74	0	1	-1	1,802	15	27	-12	490	5	-12	17	52,346	6,562
Togo	6-Mar	2,357	157	143	14	57	5	1	4	1,676	76	69	7	624	76	73	3	120,903	14,604

