



## AFRICAN DEVELOPMENT BANK GROUP

---

### Weekly Data Flash on Covid-19 in Africa<sup>1</sup>:

*The situation as of Sunday, November 8, 2020*

Statistics Department (ECST)

---

<sup>1</sup> This briefing note has been prepared by Roza Mamuye Bora, Senior Statistician; Anouar Chaouch, Statistician; Soumaila Karambiri, Statistical Assistant; Regis Hauhouot Stephane, Statistical Assistant and Desire Lakpa Guy, Statistical Assistant, under the supervision of Louis Kouakou, Division Manager ECST.1 and the guidance of Charles Leyeka Lufumpa, Director ECST.

For more information on Covid-19, please visit the Bank's Africa Information Highway  
<https://africacovid.opendataforafrica.org/>.

# Contents

	Page
Highlights of the Covid-19 Situation in Africa as of November 8, 2020	1
Data Annexes: Africa	3
Highlights of the Covid-19 Situation in Central Africa as of November 8, 2020	5
Data Annexes: Central Africa	6
Highlights of the Covid-19 Situation in East Africa as of November 8, 2020	8
Data Annexes: East Africa	9
Highlights of the Covid-19 Situation in North Africa as of November 8, 2020	11
Data Annexes: North Africa	12
Highlights of the Covid-19 Situation in Southern Africa as of November 8, 2020	14
Data Annexes: Southern Africa	15
Highlights of the Covid-19 Situation in West Africa as of November 8, 2020	17
Data Annexes: West Africa	18

## Highlights of the Covid-19 Situation in Africa as of November 8, 2020<sup>2</sup>

- **Globally, the total number of confirmed Covid-19 cases reached 50,395,174 as of November 8, 2020, the majority of which (28.5%) were in Asia, followed by Europe (24.4%), North America (23.4%) and South America (19.8%).** The number of new cases reported globally in the review week amounted to 3,895,117. To date, 33,048,675 cases have recovered, representing 65.6% of confirmed Covid-19 cases. The number of global deaths reached 1,256,177, of which 55,867 were recorded in the past week. The number of global active cases stands at 16,090,322.
- **Africa accounted for 3.7% of the total global cases, 3.6% of deaths, 4.8% of recovered cases and 1.6% of active cases as of November 8, 2020.**
- **As of Sunday November 8, 2020, more than 19.5 million tests for Covid-19 had been administered in Africa, of which over 0.7 million were conducted in the week under review.** The majority (25.4%) of these tests were conducted in South Africa, followed by Morocco (17.8%), Ethiopia (7.8%), Kenya (3.8%), Egypt (3.6%), Nigeria (3.5%), Rwanda (2.9%) and Uganda (2.9%), which collectively accounted for 67.8% of the tests conducted in Africa.
- **Considering tests in relation to population size, Mauritius leads with 218,665 tests per 1 million people,** followed by Cabo Verde (183,238), Botswana (140,588), Gabon (114,250), Morocco (94,588), Djibouti (87,810) and South Africa (83,975). The average tests per 1 million people in Africa, stands at 14,629, which is an increase of 4.1% over the past week.
- **Tests per case in Africa stand at 10.4 as of November 8, 2020, indicating that there is one confirmed case for every 10 tests conducted, compared to the 17.2 global average.** Regionally, tests per case stood at 17.9 for Central Africa, 17.8 for East Africa, 13.9 for West Africa, 9.1 for North Africa and 8.1 for Southern Africa.
- **As of November 8, 2020, the total number of confirmed cases in Africa reached 1,882,795.** The majority of these cases (44.8%) were reported in Southern Africa, followed by North Africa at 30.5%, East Africa at 11.2%, West Africa at 10.3% and Central Africa at 3.2%. Southern Africa accounted for the highest number of cases, with 87.5% of those cases reported in the nation of South Africa. On the other hand, the rest of Southern African countries are among the least affected in Africa accounting between 0.1% and 0.9%.
- **South Africa (39.2%), Morocco (13.6%), Egypt (5.8%), Ethiopia (5.3%), Tunisia (3.8%), Libya (3.6%), Nigeria (3.4%), Kenya (3.3%), Algeria (3.3%) and Ghana (2.6%) together account for 83.9% of the cases in Africa, as of November 8, 2020.** Five countries with the lowest number of cases are the Seychelles, Mauritius, Eritrea, Comoros and Burundi; cases ranging between 158 in Seychelles and 612 in Burundi. Considering population size, Cabo Verde, South Africa, Libya, Morocco and Tunisia are the five countries with the highest number

---

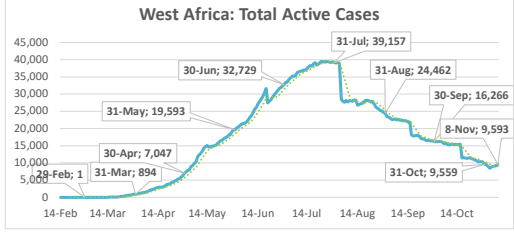
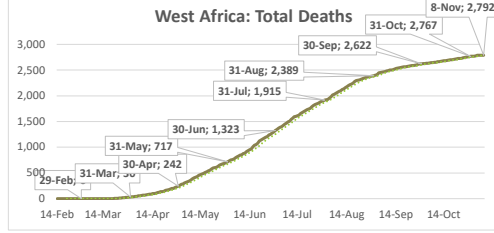
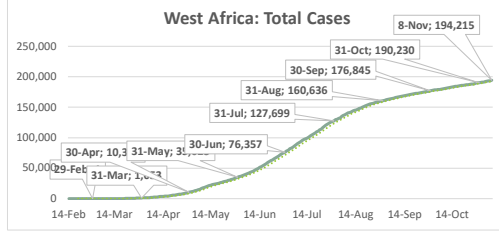
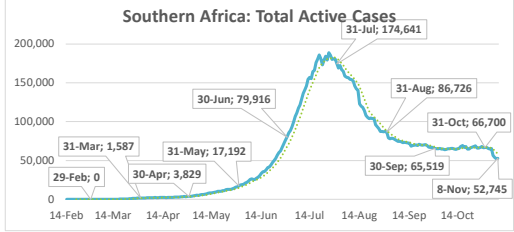
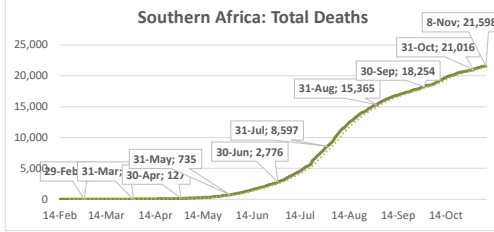
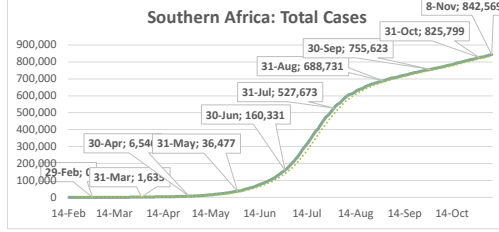
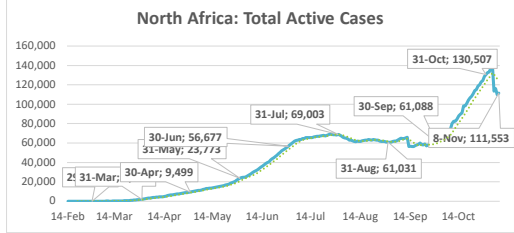
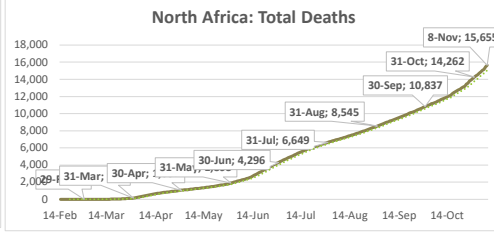
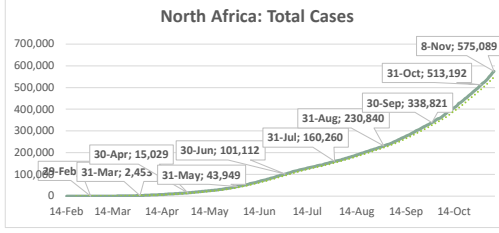
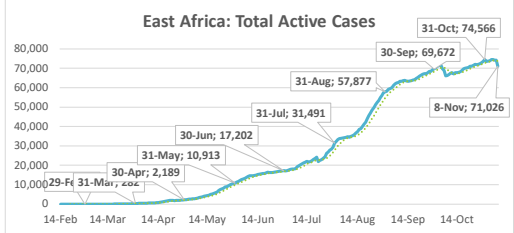
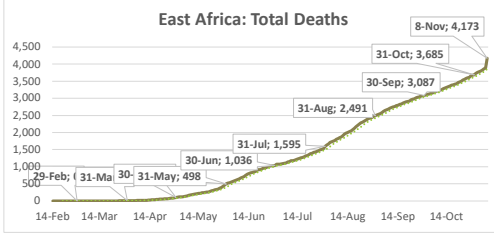
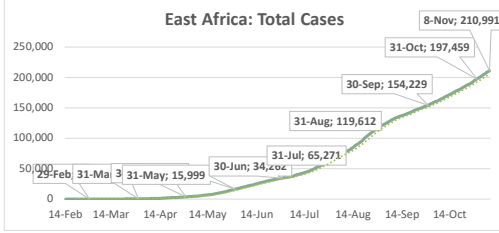
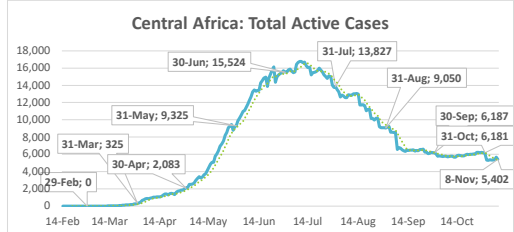
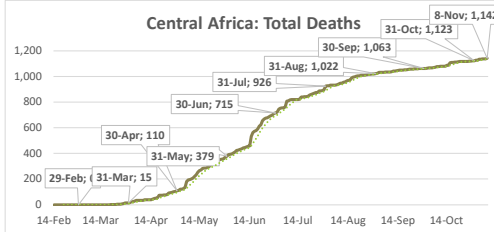
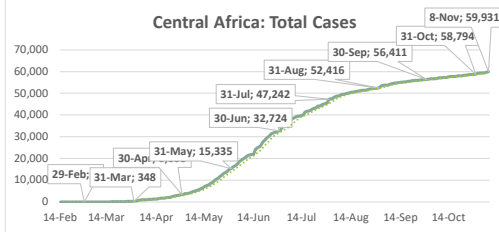
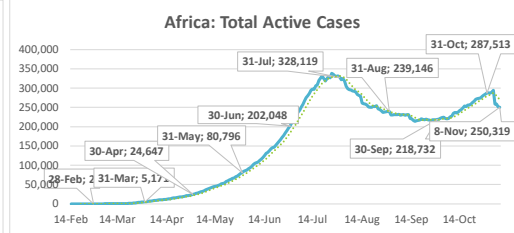
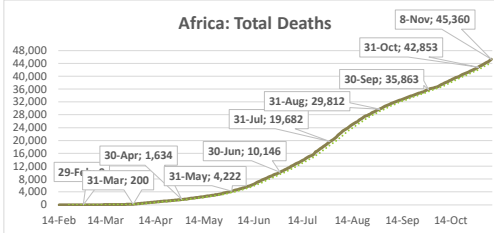
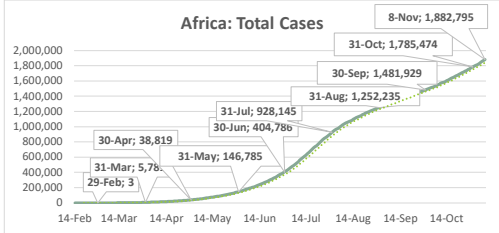
<sup>2</sup> Tanzania has not released data on Covid-19 since May 08, 2020.

of confirmed cases per million people; rates ranging from 16,893 in Cabo Verde to 5,946 in Tunisia.

- **In the week under review, a total of 87,010 new cases were reported in Africa, which is a 12.5% increase compared to the new cases recorded in the previous week. These new cases in Africa account for 2.2% of the weekly new cases recorded globally.** The North Africa region accounted for 64.0% of the weekly new cases in Africa, followed by Southern Africa (17.2%), East Africa (13.9%), West Africa (4.1%), and Central Africa (0.9%).
- **As of November 8, 2020, a total of 45,360 deaths had been reported in Africa since the start of the pandemic, of which 47.6% were in Southern Africa, 34.5% in North Africa, 9.2% in East Africa, 6.2% in West Africa and 2.5% in Central Africa.** South Africa, Egypt, Morocco, Algeria, Tunisia and Ethiopia are the six countries with the highest reported deaths due to Covid-19; deaths ranging between 19,809 in South Africa and 1,523 in Ethiopia. A total of 2,185 new deaths were reported in the week under review, which is an increase of 14.0% compared to the preceding week. As of November 8, 2020, Eritrea and the Seychelles are the only countries in Africa not to have reported any deaths since the onset of the pandemic.
- **The case fatality rate (CFR), deaths per confirmed cases, for Africa stands at 2.4% in the review period, which is slightly lower than the global average of 2.5%.** However, the CFR in Africa has increased since its level of 2.1% in July 2020, while the global average CFR is on a continuous decline. Regionally, West Africa has the lowest CFR at 1.4%, followed by Central Africa at 1.9% and East Africa at 2.0%, while North Africa at 2.7% and Southern Africa at 2.6% recorded higher CFR than the African average. As of November 8, 2020, higher than or equal to the global average CFRs were recorded in seventeen African countries, namely Sudan (7.9%), Chad (6.4%), Egypt (5.8%), Liberia (5.7%), Niger (5.6%), Mali (3.7%), Algeria (3.3%), Gambia (3.3%), Sierra Leone (3.1%), Malawi (3.1%), Zimbabwe (3.0%), DRC (2.7%), South Africa (2.7%), Burkina Faso (2.6%), Tunisia (2.6%), Angola (2.5%) and Somalia (2.5%).
- **As of November 8, 2020, the number of recovered cases in Africa reached 1,587,116, which is 84.3% of its total confirmed cases.** West Africa (93.6%), Southern Africa (91.2%), and Central Africa (89.1%) have recorded higher recovery rates than the average for Africa, while North Africa (77.9%) and East Africa (64.4%) showed relatively lower recovery rates. In the week under review, 122,214 newly recovered cases were reported.
- **As of November 8, 2020, the total number of active cases in Africa stands at 250,319, which is a decline of 37,389 cases over the previous week.** All regions except Central Africa saw reductions in their number of active cases in the review week. Seven countries, namely Morocco (42,708), Ethiopia (38,386), South Africa (37,781), Libya (27,069), Tunisia (21,143), Kenya (19,446) and Algeria (17,966) jointly accounted for 81.7% of the active cases as of November 8, 2020.

**Summary of COVID-19 tracking in Africa: Situation for the week ending 08 November 2020**

	Date of first case	Cases				Deaths				Recovered				Active				Test	
		Total cases	New cases for the week of	New cases for the week of	Weekly change from Previous week	Total deaths	New deaths for the week of	New deaths for the week of	Weekly change from Previous week	Total Recovered	New recovered for the week of	New recovered for the week of	Weekly change from Previous week	Active cases	New active for the week of	New active for the week of	Weekly change from Previous week	Total tests	Tests Per million People
<b>World</b>	31-Dec	50,395,174	3,895,117	3,528,896	366,221	1,256,177	55,867	47,320	8,547	33,048,675	1,954,107	2,180,332	-226,225	16,090,322	1,885,143	1,301,244	583,899	867,783,855	111,329
<b>Africa</b>	14-Feb	1,882,795	87,010	77,323	9,687	45,360	2,185	1,916	269	1,587,116	122,214	60,331	61,883	250,319	37,389	15,076	-52,465	19,595,395	14,629
<b>Central Africa</b>	6-Mar	59,931	745	923	-178	1,142	15	10	5	53,387	670	1,580	-910	5,402	60	-667	727	1,074,007	7,331
<b>East Africa</b>	13-Mar	210,991	12,134	10,985	1,149	4,173	445	178	267	135,792	14,229	9,247	4,982	71,026	-2,540	1,560	-4,100	3,756,257	10,004
<b>North Africa</b>	14-Feb	575,089	55,673	46,776	8,897	15,655	1,260	1,204	56	447,881	75,296	28,244	47,052	111,553	-20,883	17,328	-38,211	5,251,206	25,438
<b>Southern Africa</b>	5-Mar	842,569	14,923	15,408	-485	21,598	444	482	-38	768,226	28,493	16,768	11,725	52,745	-14,014	-1,842	-12,172	6,804,291	31,917
<b>West Africa</b>	28-Feb	194,215	3,535	3,231	304	2,792	21	42	-21	181,830	3,526	4,492	-966	9,593	-12	-1,303	1,291	2,699,634	6,797



.....: 7-day moving average

---

---

# Central Africa

---

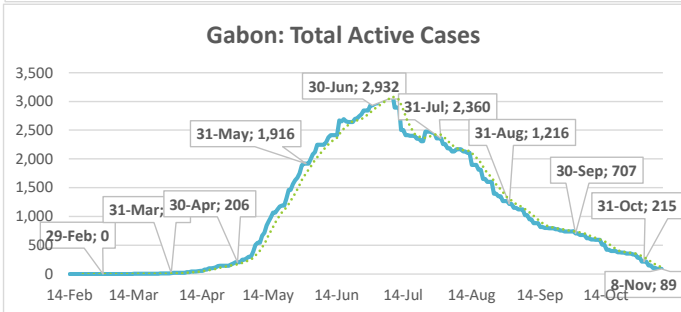
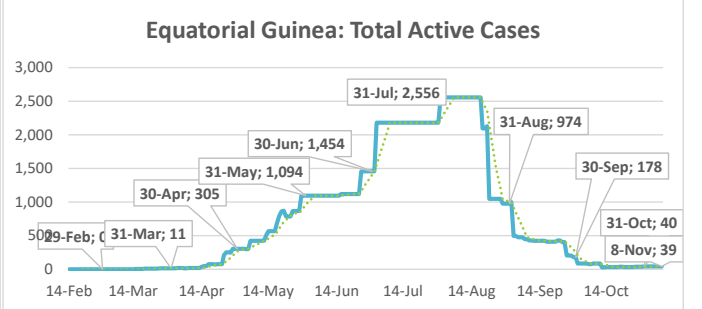
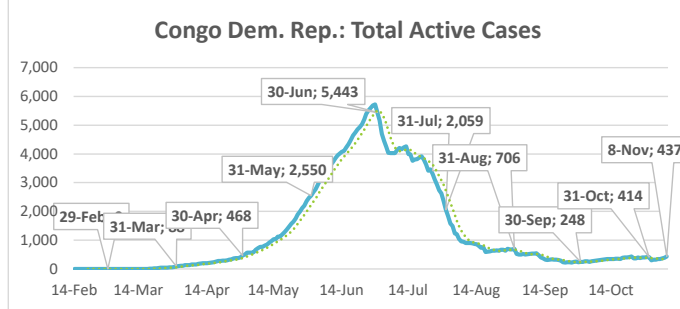
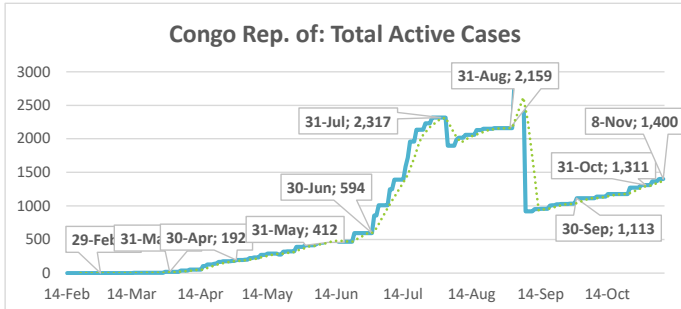
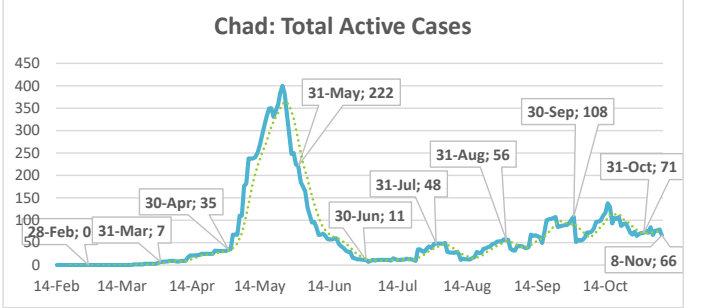
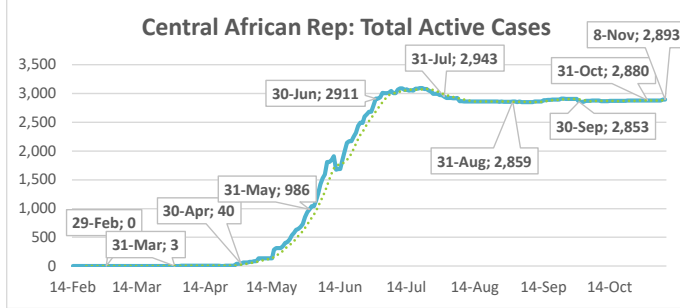
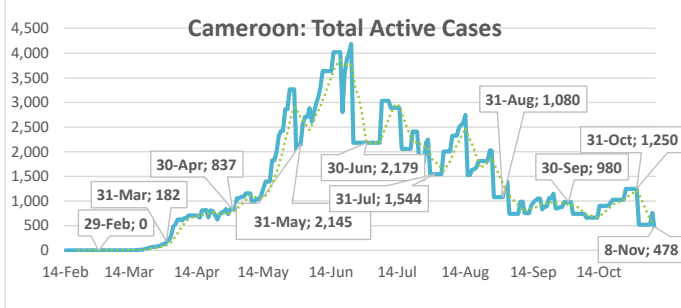
---

## **Highlights of the Covid-19 Situation in Central Africa as of November 8, 2020**

- **As of Sunday, November 8, 2020, the number of total cases in the Central Africa region reached 59,931.** The region reported 745 new cases in the review week, which is a 19.3% decline compared to the new cases reported in the preceding week. The total number of deaths reported reached 1,142, recording 15 new deaths in the review week. The number of total recovered cases reached 53,387, of which 670 were newly recovered cases during the review week. The total number of active cases stands at 5,402, which is an increase of 60 cases in the review week.
- **Cameroon accounted for 37.4% of the total cases and 42.7% of the new cases in the region during the week under review.** Chad has the lowest number of total cases in the region at 1,547.
- **The average case fatality rate (CFR) for the region stands at 1.9%. The highest CFR in the region was reported in Chad at 6.4% and the lowest in Gabon at 0.6%.**

## Summary of COVID-19 tracking in Central Africa: Situation for the week ending 08 November 2020

	Date of first case	Cases				Deaths				Recovered				Active				Test	
		Total cases	New cases for the week of	New cases for the week of	Weekly change	Total deaths	New deaths for the week of	New deaths for the week of	Weekly change from Previous week	Total Recovered	New recovered for the week of	New recovered for the week of	Weekly change from Previous week	Active cases	New active for the week of	New active for the week of	Weekly change from Previous week	Total tests	Tests Per million People
			08 Nov.	01 Nov.			08 Nov.	01 Nov.			08 Nov.	01 Nov.			08 Nov.	01 Nov.			
			08 Nov.	01 Nov.			08 Nov.	01 Nov.			08 Nov.	01 Nov.			08 Nov.	01 Nov.			
<b>Central Africa</b>	<b>6-Mar</b>	<b>59,931</b>	<b>745</b>	<b>923</b>	<b>-178</b>	<b>1,142</b>	<b>15</b>	<b>10</b>	<b>5</b>	<b>53,387</b>	<b>670</b>	<b>1,580</b>	<b>-910</b>	<b>5,402</b>	<b>60</b>	<b>-667</b>	<b>727</b>	<b>1,074,007</b>	<b>7,331</b>
<b>Cameroon</b>	<b>6-Mar</b>	<b>22,421</b>	<b>318</b>	<b>533</b>	<b>-215</b>	<b>433</b>	<b>4</b>	<b>4</b>	<b>0</b>	<b>21,510</b>	<b>359</b>	<b>1,034</b>	<b>-675</b>	<b>478</b>	<b>-45</b>	<b>-505</b>	<b>460</b>	<b>550,901</b>	<b>20,753</b>
<b>Central African Rep.</b>	<b>15-Mar</b>	<b>4,879</b>	<b>13</b>	<b>4</b>	<b>9</b>	<b>62</b>	<b>0</b>	<b>0</b>	<b>0</b>	<b>1,924</b>	<b>0</b>	<b>0</b>	<b>0</b>	<b>2,893</b>	<b>13</b>	<b>4</b>	<b>9</b>	<b>33,780</b>	<b>6,994</b>
<b>Chad</b>	<b>19-Mar</b>	<b>1,547</b>	<b>49</b>	<b>61</b>	<b>-12</b>	<b>99</b>	<b>1</b>	<b>2</b>	<b>-1</b>	<b>1,382</b>	<b>58</b>	<b>56</b>	<b>2</b>	<b>66</b>	<b>-10</b>	<b>3</b>	<b>-13</b>	<b>47,029</b>	<b>2,863</b>
<b>Congo Rep. of</b>	<b>15-Mar</b>	<b>5,379</b>	<b>89</b>	<b>37</b>	<b>52</b>	<b>92</b>	<b>0</b>	<b>0</b>	<b>0</b>	<b>3,887</b>	<b>0</b>	<b>0</b>	<b>0</b>	<b>1,400</b>	<b>89</b>	<b>37</b>	<b>52</b>	<b>48,058</b>	<b>8,709</b>
<b>Congo Dem. Rep.</b>	<b>10-Mar</b>	<b>11,591</b>	<b>218</b>	<b>230</b>	<b>-12</b>	<b>316</b>	<b>8</b>	<b>3</b>	<b>5</b>	<b>10,838</b>	<b>70</b>	<b>301</b>	<b>-231</b>	<b>437</b>	<b>140</b>	<b>-74</b>	<b>214</b>	<b>73,348</b>	<b>819</b>
<b>Equatorial Guinea</b>	<b>14-Mar</b>	<b>5,092</b>	<b>4</b>	<b>9</b>	<b>-5</b>	<b>85</b>	<b>2</b>	<b>0</b>	<b>2</b>	<b>4,968</b>	<b>3</b>	<b>3</b>	<b>0</b>	<b>39</b>	<b>-1</b>	<b>6</b>	<b>-7</b>	<b>66,600</b>	<b>47,470</b>
<b>Gabon</b>	<b>12-Mar</b>	<b>9,022</b>	<b>54</b>	<b>49</b>	<b>5</b>	<b>55</b>	<b>0</b>	<b>1</b>	<b>-1</b>	<b>8,878</b>	<b>180</b>	<b>186</b>	<b>-6</b>	<b>89</b>	<b>-126</b>	<b>-138</b>	<b>12</b>	<b>254,291</b>	<b>114,250</b>



.....: 7-day moving average



---

---

# **East Africa**

---

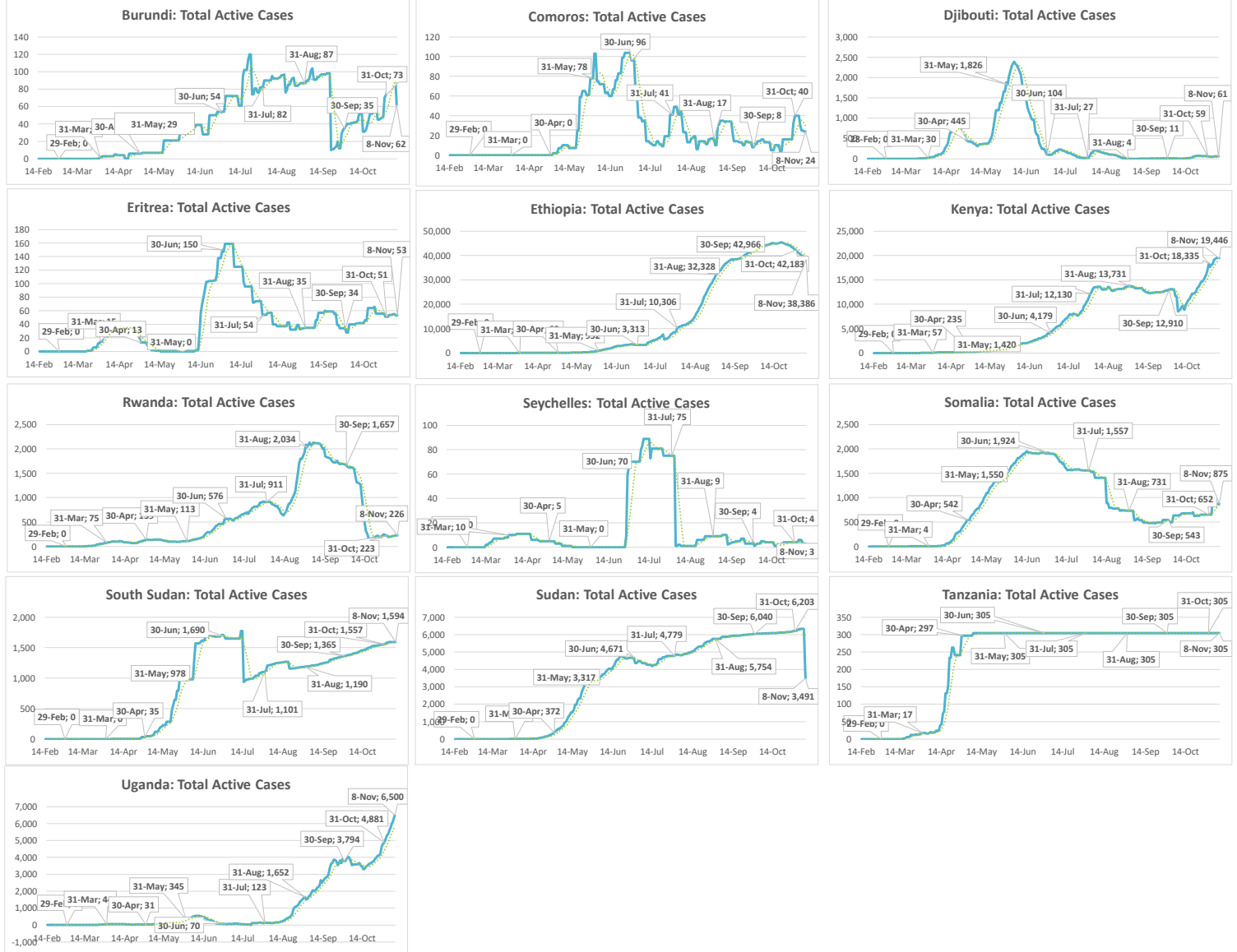
---

## **Highlights of the Covid-19 Situation in East Africa as of November 8, 2020**

- **As of Sunday, November 8, 2020, the number of total cases in the East Africa region reached 210,991.** The region reported 12,134 new cases in the review week, which is a 10.5% increase compared to the number of new cases reported in the preceding week. The total number of deaths reported reached 4,173, recording 445 new deaths in the review week. The number of total recovered cases reached 135,792, of which 14,229 were newly recovered cases during the review week. The total number of active cases stands at 71,026, which is a decline of 2,540 cases in the review week.
- **Ethiopia accounted for 47.2% of the total cases, while Kenya accounted for 54.5% of the new cases in the region during the week under review.** Seychelles has the lowest number of total cases in the region at 158.
- **The average case fatality rate (CFR) for the region stands at 2.0%. The highest CFR in the region was reported in Sudan at 7.9% and the lowest in Eritrea and Seychelles, where no deaths have been reported to date.**

Summary of COVID-19 tracking in East Africa: Situation for the week ending 08 November 2020

	Date of first case	Cases				Deaths				Recovered				Active				Test	
		Total cases	New cases for the week of	New cases for the week of	Weekly change	Total deaths	New deaths for the week of	New deaths for the week of	Weekly change from Previous week	Total Recovered	New recovered for the week of	New recovered for the week of	Weekly change from Previous week	Active cases	New active for the week of	New active for the week of	Weekly change from Previous week	Total tests	Tests Per million People
<b>East Africa</b>	13-Mar	<b>210,991</b>	<b>12,134</b>	<b>10,985</b>	<b>1,149</b>	<b>4,173</b>	<b>445</b>	<b>178</b>	<b>267</b>	<b>135,792</b>	<b>14,229</b>	<b>9,247</b>	<b>4,982</b>	<b>71,026</b>	<b>-2,540</b>	<b>1,560</b>	<b>-4,100</b>	<b>3,756,257</b>	<b>10,004</b>
Burundi	31-Mar	612	23	32	-9	1	0	0	0	549	38	0	38	62	-15	32	-47	56,870	4,783
Comoros	2-May	563	18	28	-10	7	0	0	0	532	34	4	30	24	-16	24	-40	5,897	6,781
Djibouti	18-Mar	5,608	45	27	18	61	0	0	0	5,486	38	46	-8	61	7	-19	26	86,756	87,810
Eritrea	21-Mar	491	28	2	26	0	0	0	0	438	26	7	19	53	2	-5	7	20,134	5,677
Ethiopia	13-Mar	99,675	3,092	3,240	-148	1,523	45	52	-7	59,766	6,314	5,909	405	38,386	-3,267	-2,721	-546	1,526,221	13,276
Kenya	13-Mar	62,488	6,611	6,156	455	1,111	98	111	-13	41,931	4,737	2,985	1,752	19,446	1,776	3,060	-1,284	742,481	13,808
Rwanda	14-Mar	5,222	76	80	-4	36	1	1	0	4,960	39	91	-52	226	36	-12	48	570,609	44,055
Seychelles	15-Mar	158	5	0	5	0	0	0	0	155	6	0	6	3	-1	0	-1	6,125	62,279
Somalia	16-Mar	4,229	288	0	288	107	3	0	3	3,247	62	0	62	875	223	0	223	26,450	1,664
South Sudan	5-Apr	2,943	17	43	-26	59	0	3	-3	1,290	0	0	0	1,594	17	40	-23	45,220	4,040
Sudan	13-Mar	14,090	271	77	194	1,115	278	0	278	9,484	2,720	0	2,720	3,491	-2,727	77	-2,804	95,990	2,189
Tanzania	16-Mar	509	...	...	...	21	...	...	...	183	...	...	...	305	...	...	...	3,880	65
Uganda	21-Mar	14,403	1,660	1,300	360	132	20	11	9	7,771	215	205	10	6,500	1,425	1,084	341	569,624	12,453



---

---

# North Africa

---

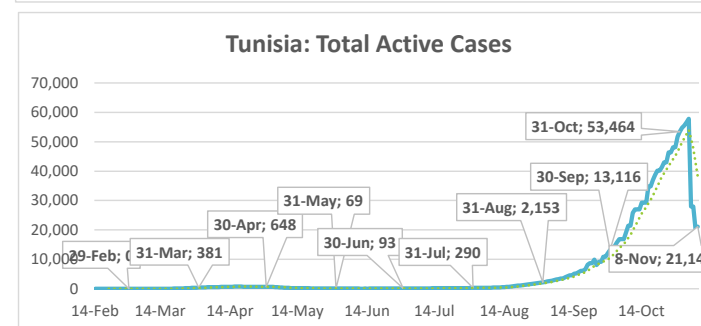
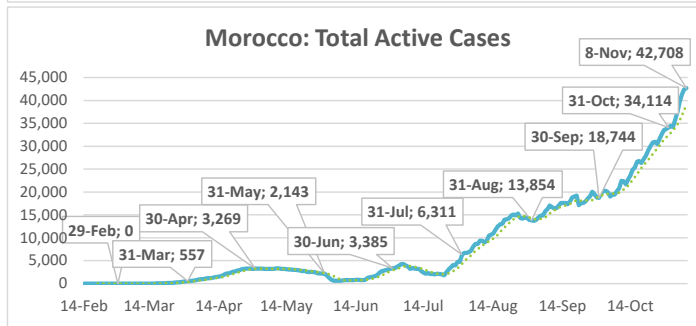
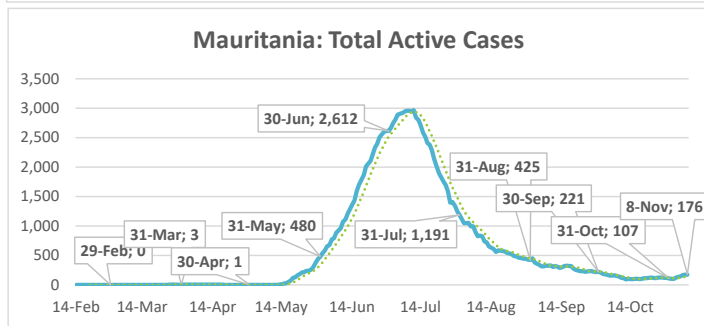
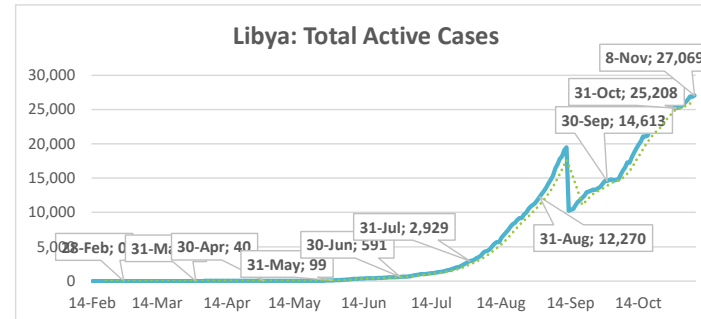
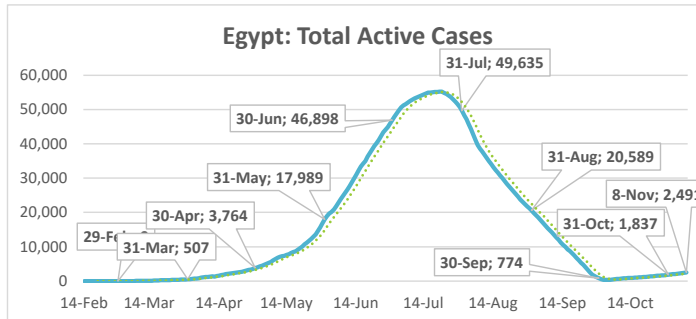
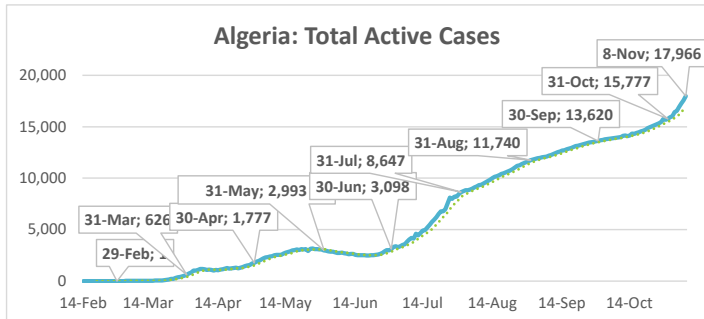
---

## **Highlights of the Covid-19 Situation in North Africa as of November 8, 2020**

- **As of Sunday, November 8, 2020, the number of total cases in the North Africa region reached 575,089.** The region reported 55,673 new cases in the review week, which is 19.0% higher compared to the new cases reported in the preceding week. The total number of deaths reported reached 15,655, recording 1,260 new deaths in the review week. The number of total recovered cases reached 447,881, of which 75,296 were newly recovered cases during the review week. The total number of active cases stands at 111,553, which is a decline of 20,883 cases in the review week.
- **Morocco accounted for 44.7% of the total cases and 61.5% of the new cases in the region during the week under review.** Mauritania has the lowest number of total cases in the region at 7,820.
- **The average case fatality rate (CFR) for the region stands at 2.7%. The highest CFR in the region was reported in Egypt at 5.8% and the lowest in Libya at 1.4%.**

### Summary of COVID-19 tracking in North Africa: Situation for the week ending 08 November 2020

	Date of first case	Cases				Deaths				Recovered				Active				Test	
		Total cases	New cases for the week of	New cases for the week of	Weekly change	Total deaths	New deaths for the week of	New deaths for the week of	Weekly change from Previous week	Total Recovered	New recovered for the week of	New recovered for the week of	Weekly change from Previous week	Active cases	New active for the week of	New active for the week of	Weekly change from Previous week	Total tests	Tests Per million People
			08 Nov.	01 Nov.			08 Nov.	01 Nov.			08 Nov.	01 Nov.			08 Nov.	01 Nov.			
<b>North Africa</b>	14-Feb	<b>575,089</b>	<b>55,673</b>	<b>46,776</b>	<b>8,897</b>	<b>15,655</b>	<b>1,260</b>	<b>1,204</b>	<b>56</b>	<b>447,881</b>	<b>75,296</b>	<b>28,244</b>	<b>47,052</b>	<b>111,553</b>	<b>-20,883</b>	<b>17,328</b>	<b>-38,211</b>	<b>5,251,206</b>	<b>25,438</b>
<b>Algeria</b>	26-Feb	62,051	3,779	2,129	1,650	2,048	75	59	16	42,037	1,642	1,300	342	17,966	2,062	770	1,292	230,553	5,258
<b>Egypt</b>	14-Feb	109,201	1,465	1,196	269	6,368	90	79	11	100,342	787	652	135	2,491	588	465	123	709,186	6,930
<b>Libya</b>	25-Mar	68,117	6,072	6,032	40	929	58	76	-18	40,119	4,266	5,122	-856	27,069	1,748	834	914	345,597	50,296
<b>Mauritania</b>	14-Mar	7,820	116	40	76	165	2	0	2	7,479	42	52	-10	176	72	-12	84	92,002	19,787
<b>Morocco</b>	5-Mar	256,781	34,237	25,063	9,174	4,272	510	461	49	209,801	25,488	21,118	4,370	42,708	8,239	3,484	4,755	3,491,314	94,588
<b>Tunisia</b>	5-Mar	71,119	10,004	12,316	-2,312	1,873	525	529	-4	48,103	43,071	0	43,071	21,143	-33,592	11,787	-45,379	382,554	32,369



.....: 7-day moving average

---

---

# **Southern Africa**

---

---

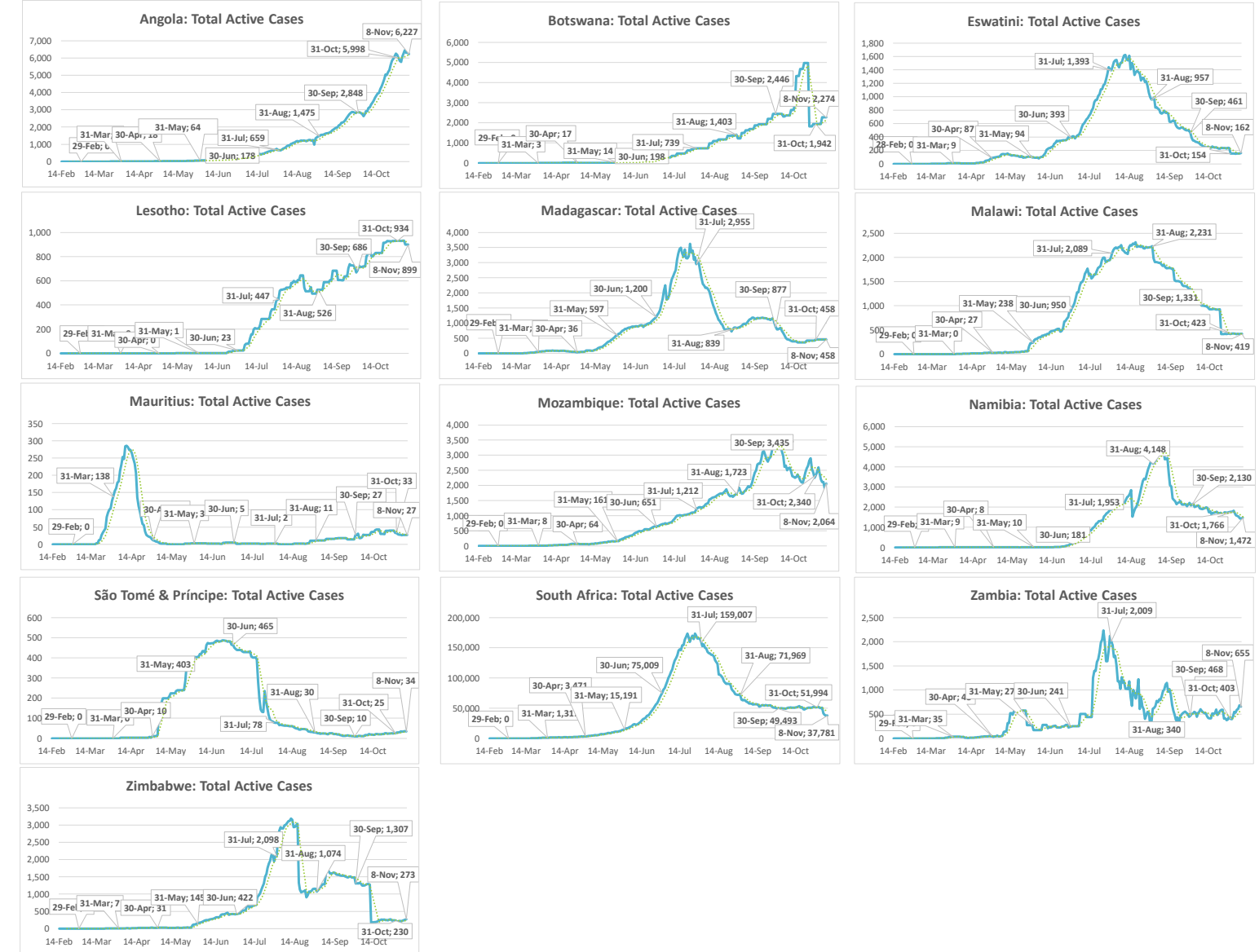
## **Highlights of the Covid-19 Situation in Southern Africa as of November 8, 2020**

- **As of Sunday, November 8, 2020, the number of total cases in the Southern Africa region reached 842,569.** The region reported 14,923 new cases in the review week, which is 3.1% lower compared to the new cases reported in the preceding week. The total number of deaths reported reached 21,598, recording 444 new deaths in the review week. The number of total recovered cases reached 768,226, of which 28,493 were newly recovered cases during the review week. The total number of active cases stands at 52,745, which is a decline of 14,014 cases in the review week.
- **South Africa accounted for 87.5% of the total cases and 70.1% of the new cases in the region during the week under review.** Mauritius has the lowest number of total cases in the region at 453.
- **The average case fatality rate (CFR) for the region stands at 2.6%. The highest CFR in the region was reported in Malawi at 3.1% and the lowest in Botswana at 0.3%.**



**Summary of COVID-19 tracking in Southern Africa: Situation for the week ending 08 November 2020**

	Date of first case	Cases				Deaths				Recovered				Active				Test	
		Total cases	New cases for the week of	New cases for the week of	Weekly change	Total deaths	New deaths for the week of	New deaths for the week of	Weekly change from Previous week	Total Recovered	New recovered for the week of	New recovered for the week of	Weekly change from Previous week	Active cases	New active for the week of	New active for the week of	Weekly change from Previous week	Total tests	Tests Per million People
<b>Southern Africa</b>	5-Mar	842,569	14,923	15,408	-485	21,598	444	482	-38	768,226	28,493	16,768	11,725	52,745	-14,014	-1,842	-12,172	6,804,291	31,917
Angola	27-Mar	12,433	1,398	1,654	-256	307	21	18	3	5,899	979	1,412	-433	6,227	398	224	174	171,247	5,210
Botswana	16-Mar	7,835	1,193	719	474	27	3	3	0	5,534	858	3,749	-2,891	2,274	332	3,033	3,365	330,611	140,588
Eswatini	14-Mar	6,003	78	71	7	117	0	1	-1	5,724	72	150	-78	162	6	-80	86	54,972	47,383
Lesotho	13-May	1,967	14	13	1	44	0	1	-1	1,024	49	5	44	899	-35	7	-42	23,241	10,849
Madagascar	20-Mar	17,223	112	143	-31	249	5	0	5	16,516	107	108	-1	458	0	35	-35	91,999	3,322
Malawi	2-Apr	5,951	19	42	-23	184	0	1	-1	5,348	25	32	-7	419	-6	9	-15	66,287	3,465
Mauritius	18-Mar	453	7	11	-4	10	0	0	0	416	9	21	-12	27	-2	-10	8	278,091	218,665
Mozambique	27-Mar	13,768	780	1,002	-222	99	6	7	-1	11,605	1,166	1,186	-20	2,064	-392	-191	-201	200,946	6,429
Namibia	14-Mar	13,211	223	328	-105	134	1	0	1	11,605	567	259	308	1,472	-345	69	-414	134,270	52,843
São Tomé & Príncipe	6-Apr	962	13	9	4	16	0	1	-1	912	8	2	6	34	5	6	-1	6,653	30,357
<b>South Africa</b>	5-Mar	737,278	10,455	10,955	-500	19,809	398	443	-45	679,688	24,358	9,160	15,198	37,781	-14,301	1,352	-15,653	4,980,440	83,975
Zambia	18-Mar	16,954	474	363	111	349	0	1	-1	15,950	217	554	-337	655	257	-192	449	297,999	16,210
Zimbabwe	25-Mar	8,531	157	98	59	253	10	6	4	8,005	78	130	-52	273	69	-38	107	167,535	11,272



---

---

# **West Africa**

---

---

## **Highlights of the Covid-19 Situation in West Africa as of November 8, 2020**

- **As of Sunday, November 8, 2020, the number of total cases in the West Africa region reached 194,215.** The region reported 3,535 new cases in the review week, which is 9.4% higher compared to the new cases reported in the preceding week. The total number of deaths reported reached 2,792, recording 21 new deaths in the review week. The number of total recovered cases reached 181,830, of which 3,526 were newly recovered cases during the review week. The total number of active cases stands at 9,593, which is a decline of 12 cases in the review week.
- **Nigeria accounted for 33.0% of the total cases and 31.9% of the new cases in the region during the week under review.** Niger has the lowest number of total cases in the region at 1,243.
- **The average case fatality rate (CFR) for the region stands at 1.4%. The highest CFRs in the region are reported in Liberia at 5.7% and the lowest in Côte d'Ivoire and Guinea at 0.6%.**

Summary of COVID-19 tracking in West Africa: Situation for the week ending 08 November 2020

	Date of first case	Cases				Deaths				Recovered				Active				Test	
		Total cases	New cases for the week of	New cases for the week of	Weekly change	Total deaths	New deaths for the week of	New deaths for the week of	Weekly change from Previous week	Total Recovered	New recovered for the week of	New recovered for the week of	Weekly change from Previous week	Active cases	New active for the week of	New active for the week of	Weekly change from Previous week	Total tests	Tests Per million People
			08 Nov.	01 Nov.			08 Nov.	01 Nov.			08 Nov.	01 Nov.			08 Nov.	01 Nov.			
<b>West Africa</b>	28-Feb	194,215	3,535	3,231	304	2,792	21	42	-21	181,830	3,526	4,492	-966	9,593	-12	-1,303	1,291	2,699,634	6,797
Benin	16-Mar	2,745	62	126	-64	43	2	0	-2	2,466	11	125	-114	236	49	1	48	259,047	21,368
Burkina Faso	9-Mar	2,569	69	49	20	67	0	2	-2	2,381	131	231	-100	121	-62	-184	122	62,932	3,011
Cabo Verde	20-Mar	9,369	521	452	69	100	5	1	4	8,465	453	727	-274	804	63	-276	339	101,878	183,238
Côte d'Ivoire	11-Mar	20,832	116	246	-130	126	0	4	-4	20,508	143	199	-56	198	-27	43	-70	199,603	7,567
Gambia, The	18-Mar	3,684	12	12	0	121	2	0	2	3,533	337	536	-199	30	-327	-524	197	21,832	9,034
Ghana	12-Mar	49,102	978	434	544	320	0	4	-4	47,726	511	328	-183	1,056	467	102	365	549,249	17,676
Guinea	13-Mar	12,414	219	560	-341	74	1	2	-1	10,817	228	115	113	1,523	-10	443	-453	218,923	16,670
Guinea-Bissau	27-Mar	2,414	1	10	-9	42	1	0	1	1,862	44	0	44	510	-44	10	-54	24,768	12,585
Liberia	16-Mar	1,442	16	33	-17	82	0	0	0	1,310	31	1	30	50	-15	32	-47	42,667	8,436
Mali	25-Mar	3,706	141	75	66	137	1	4	-3	2,828	70	97	-27	741	70	-26	96	81,056	4,003
Niger	20-Mar	1,243	22	6	16	69	0	0	0	1,144	3	13	-10	30	19	-7	26	39,562	1,634
Nigeria	28-Feb	64,090	1,126	972	154	1,154	8	16	-8	59,910	1,120	1,325	-205	3,026	-2	-369	367	686,395	3,330
Senegal	2-Mar	15,708	78	79	-1	326	1	4	-3	15,336	378	704	-326	46	-301	-629	328	225,170	13,448
Sierra Leone	31-Mar	2,381	15	20	-5	74	0	0	0	1,812	10	15	-5	495	5	5	0	58,780	7,369
Togo	6-Mar	2,516	159	157	2	57	0	5	-5	1,732	56	76	-20	727	103	76	27	127,772	15,434

