



AFRICAN DEVELOPMENT BANK GROUP

Weekly Data Flash on Covid-19 in Africa¹:

The situation as of Sunday, November 15, 2020

Statistics Department (ECST)

¹ This briefing note has been prepared by Roza Mamuye Bora, Senior Statistician; Anouar Chaouch, Statistician; Soumaila Karambiri, Statistical Assistant; Regis Hauhouot Stephane, Statistical Assistant and Desire Lakpa Guy, Statistical Assistant, under the supervision of Louis Kouakou, Division Manager ECST.1 and the guidance of Charles Leyeka Lufumpa, Director ECST.

For more information on Covid-19, please visit the Bank's Africa Information Highway
<https://africacovid.opendataforafrica.org/>.

Contents

	Page
Highlights of the Covid-19 Situation in Africa as of November 15, 2020	1
Data Annexes: Africa	3
Highlights of the Covid-19 Situation in Central Africa as of November 15, 2020	5
Data Annexes: Central Africa	6
Highlights of the Covid-19 Situation in East Africa as of November 15, 2020	8
Data Annexes: East Africa	9
Highlights of the Covid-19 Situation in North Africa as of November 15, 2020	11
Data Annexes: North Africa	12
Highlights of the Covid-19 Situation in Southern Africa as of November 15, 2020	14
Data Annexes: Southern Africa	15
Highlights of the Covid-19 Situation in West Africa as of November 15, 2020	17
Data Annexes: West Africa	18

Highlights of the Covid-19 Situation in Africa as of November 15, 2020²

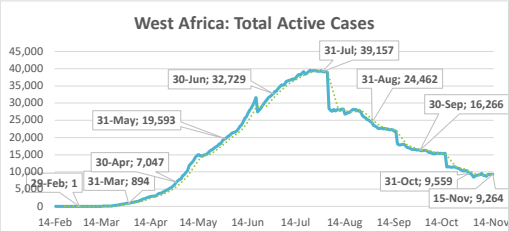
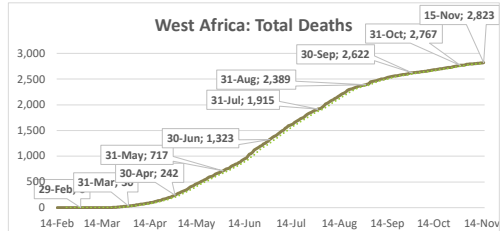
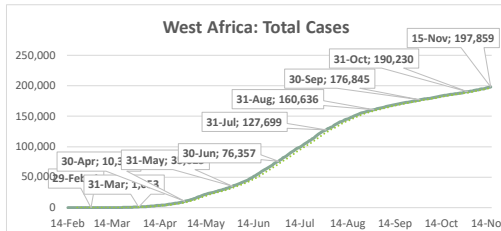
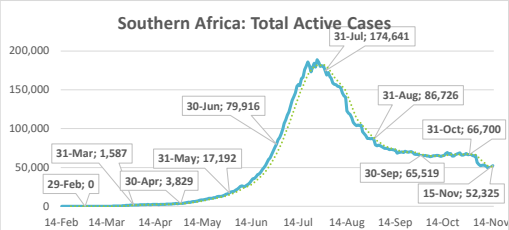
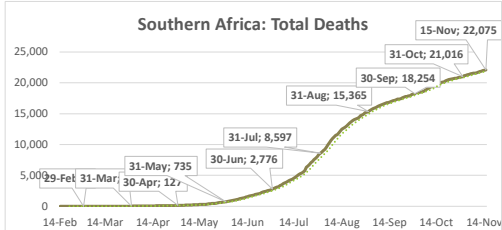
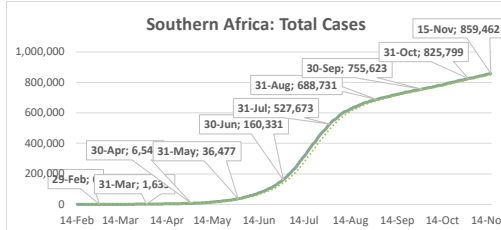
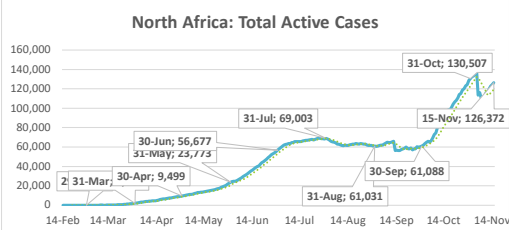
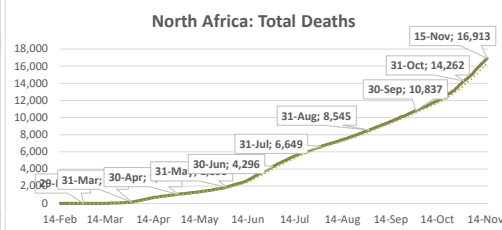
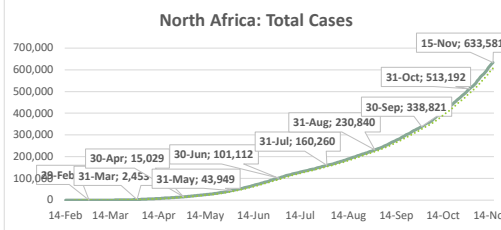
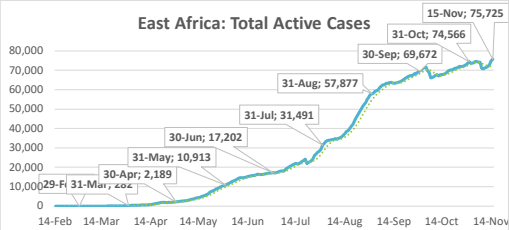
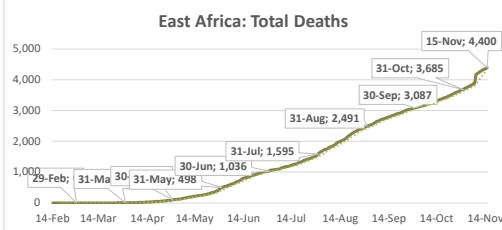
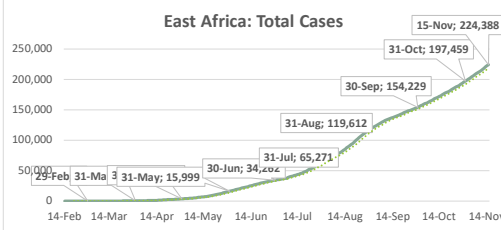
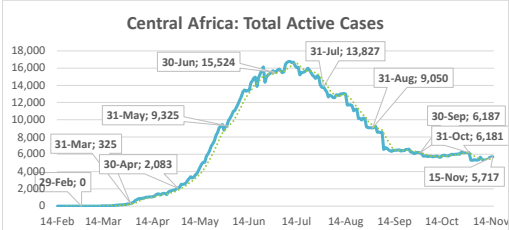
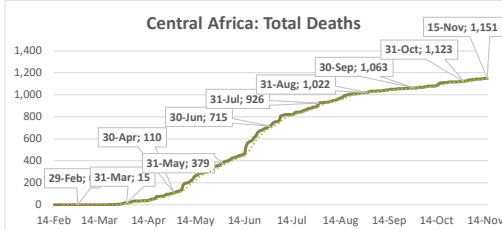
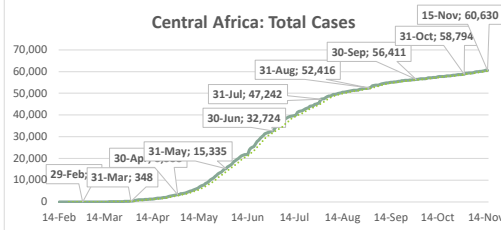
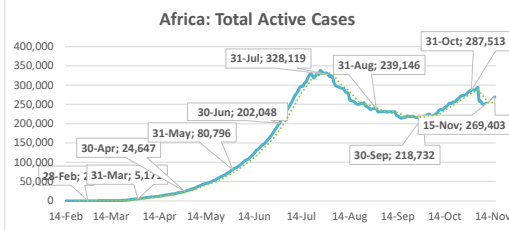
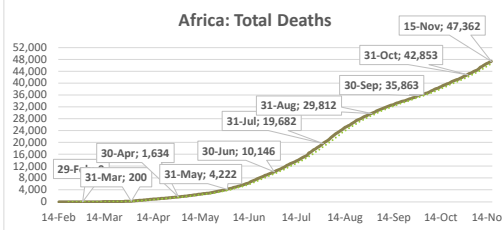
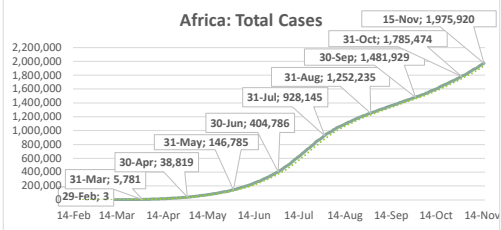
- **Globally, the total number of confirmed Covid-19 cases reached 54,369,609 as of November 15, 2020, the majority of which (27.7%) were in Asia, followed by Europe (25.5%), North America (24.0%) and South America (19.0%).** The number of new cases reported globally in the review week amounted to 3,974,435. To date, 35,001,672 cases have recovered, representing 64.4% of confirmed Covid-19 cases. The number of global deaths reached 1,317,131, of which 60,954 were recorded in the past week. The number of global active cases stands at 18,050,806.
- **Africa accounted for 3.6% of the total global cases, 3.6% of deaths, 4.7% of recovered cases and 1.5% of active cases as of November 15, 2020.**
- **As of Sunday November 15, 2020, more than 20.1 million tests for Covid-19 had been administered in Africa, of which over 0.6 million were conducted in the week under review.** The majority (25.3%) of these tests were conducted in South Africa, followed by Morocco (18.1%), Ethiopia (7.7%), Kenya (3.9%), Egypt (3.5%), Nigeria (3.5%), Uganda (2.9%) and Rwanda (2.9%), which collectively accounted for 67.9% of the tests conducted in Africa.
- **Considering tests in relation to population size, Mauritius leads with 218,665 tests per 1 million people,** followed by Cabo Verde (183,238), Botswana (140,588), Gabon (119,633), Morocco (98,788), Djibouti (89,484) and South Africa (86,166). The average tests per 1 million people in Africa, stands at 15,069, which is an increase of 3.0% over the past week.
- **As of November 15, 2020, the total number of confirmed cases in Africa reached 1,975,920.** The majority of these cases (43.5%) were reported in Southern Africa, followed by North Africa at 32.1%, East Africa at 11.4%, West Africa at 10.0% and Central Africa at 3.1%. Southern Africa accounted for the highest number of cases, with 87.4% of those cases reported in the nation of South Africa. On the other hand, the rest of Southern African countries are among the least affected in Africa accounting between 0.1% and 0.9%.
- **South Africa (38.0%), Morocco (14.8%), Egypt (5.6%), Ethiopia (5.2%), Tunisia (4.1%), Libya (3.7%), Kenya (3.6%), Algeria (3.4%), Nigeria (3.3%) and Ghana (2.5%) together account for 84.3% of the cases in Africa, as of November 15, 2020.** Five countries with the lowest number of cases are the Seychelles, Mauritius, Eritrea, Comoros and Burundi; cases ranging between 160 in Seychelles and 628 in Burundi and collectively accounting for 0.1% of the confirmed cases in Africa. Considering population size, Cabo Verde, South Africa, Libya, Morocco and Tunisia are the five countries with the highest number of confirmed cases per million people; rates ranging from 17,858 in Cabo Verde to 6,875 in Tunisia.

² Tanzania has not released data on Covid-19 since May 08, 2020.

- **In the week under review, a total of 93,125 new cases were reported in Africa, which is a 7.0% increase compared to the new cases recorded in the previous week. These new cases in Africa account for 2.3% of the weekly new cases recorded globally.** The North Africa region accounted for 62.8% of the weekly new cases in Africa, followed by Southern Africa (18.1%), East Africa (14.4%), West Africa (3.9%), and Central Africa (0.8%).
- **As of November 15, 2020, a total of 47,362 deaths had been reported in Africa since the start of the pandemic, of which 46.6% were in Southern Africa, 35.7% in North Africa, 9.3% in East Africa, 6.0% in West Africa and 2.4% in Central Africa.** South Africa, Egypt, Morocco, Tunisia, Algeria and Ethiopia are the six countries with the highest reported deaths due to Covid-19; deaths ranging between 20,241 in South Africa and 1,569 in Ethiopia. A total of 2,002 new deaths were reported in the week under review, which is a decline of 8.4% compared to the preceding week. As of November 15, 2020, Eritrea and the Seychelles are the only countries in Africa not to have reported any deaths since the onset of the pandemic.
- **The case fatality rate (CFR), deaths per confirmed cases, for Africa stands at 2.4% in the review period, which is equal to the global average.** The CFR in Africa has stayed unchanged at 2.4% since August 2020, while the global average CFR has been on a continuous decline. Regionally, West Africa has the lowest CFR at 1.4%, followed by Central Africa at 1.9% and East Africa at 2.0%, while North Africa at 2.7% and Southern Africa at 2.6% recorded higher CFR than the African average. As of November 15, 2020, higher than Africa average CFRs were recorded in sixteen African countries, namely Sudan (7.6%), Chad (6.3%), Egypt (5.8%), Liberia (5.4%), Niger (5.4%), Mali (3.6%), The Gambia (3.3%), Algeria (3.2%), Sierra Leone (3.1%), Malawi (3.1%), Zimbabwe (2.9%), Tunisia (2.9%), DRC (2.7%), South Africa (2.7%), Burkina Faso (2.6%) and Somalia (2.5%).
- **As of November 15, 2020, the number of recovered cases in Africa reached 1,659,155, which is 84.0% of its total confirmed cases.** West Africa (93.9%), Southern Africa (91.3%), and Central Africa (88.7%) have recorded higher recovery rates than the average for Africa, while North Africa (77.4%) and East Africa (64.3%) showed relatively lower recovery rates. In the week under review, 72,039 newly recovered cases were reported.
- **As of November 15, 2020, the total number of active cases in Africa stands at 269,403, which is an increase of 19,084 cases over the previous week.** Seven countries, namely Morocco (49,800), South Africa (37,316), Ethiopia (37,285), Libya (28,452), Tunisia (23,697), Kenya (23,210) and Algeria (20,892) jointly accounted for 81.9% of the active cases as of November 15, 2020.

Summary of COVID-19 tracking in Africa: Situation for the week ending 15 November 2020

	Date of first case	Cases				Deaths				Recovered				Active				Test	
		Total cases	New cases for the week of	New cases for the week of	Weekly change from Previous week	Total deaths	New deaths for the week of	New deaths for the week of	Weekly change from Previous week	Total Recovered	New recovered for the week of	New recovered for the week of	Weekly change from Previous week	Active cases	New active for the week of	New active for the week of	Weekly change from Previous week	Total tests	Tests Per million People
World	31-Dec	54,369,609	3,974,435	3,895,117	79,318	1,317,131	60,954	55,867	5,087	35,001,672	1,952,997	1,954,107	-1,110	18,050,806	1,960,484	1,885,143	75,341	911,085,601	116,884
Africa	14-Feb	1,975,920	93,125	87,010	6,115	47,362	2,002	2,185	-183	1,659,155	72,039	122,214	-50,175	269,403	19,084	-37,389	56,473	20,174,313	15,069
Central Africa	6-Mar	60,630	699	745	-46	1,151	9	15	-6	53,762	375	670	-295	5,717	315	60	255	1,086,799	7,418
East Africa	13-Mar	224,388	13,397	12,134	1,263	4,400	227	445	-218	144,263	8,471	14,229	-5,758	75,725	4,699	-2,540	7,239	3,876,458	10,324
North Africa	14-Feb	633,581	58,492	55,673	2,819	16,913	1,258	1,260	-2	490,296	42,415	75,296	-32,881	126,372	14,819	-20,883	35,702	5,461,633	26,457
Southern Africa	5-Mar	859,462	16,893	14,923	1,970	22,075	477	444	33	785,062	16,836	28,493	-11,657	52,325	-420	-14,014	13,594	6,990,393	32,790
West Africa	28-Feb	197,859	3,644	3,535	109	2,823	31	21	10	185,772	3,942	3,526	416	9,264	-329	-12	-317	2,759,030	6,946



.....: 7-day moving average

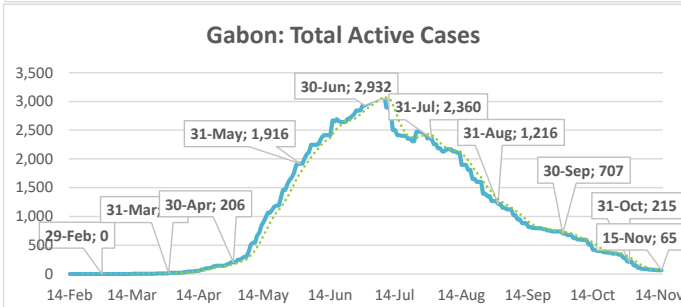
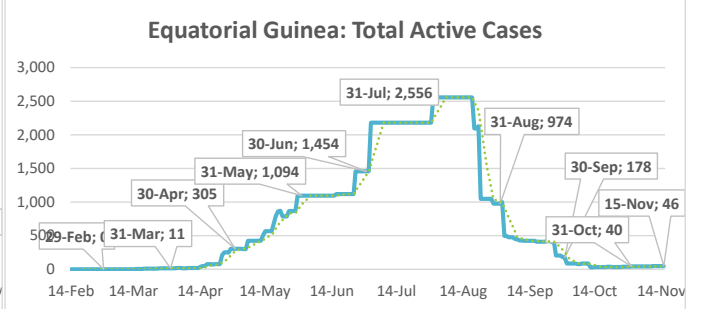
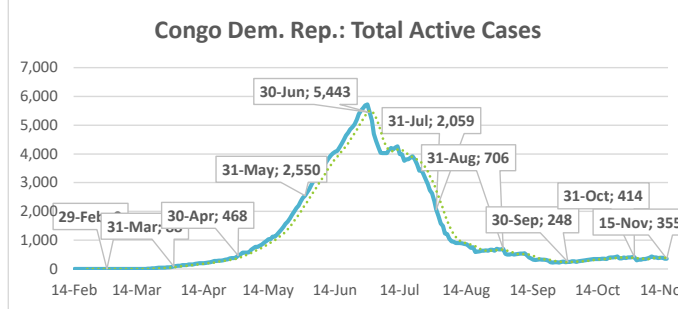
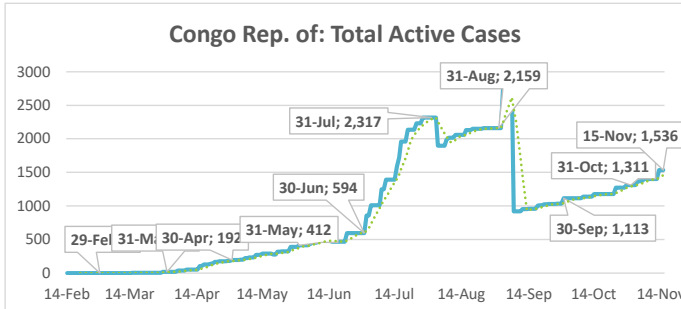
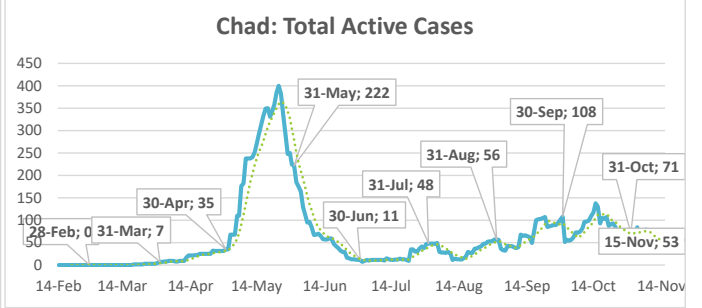
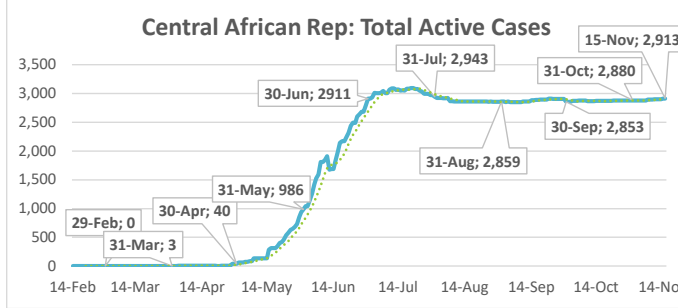
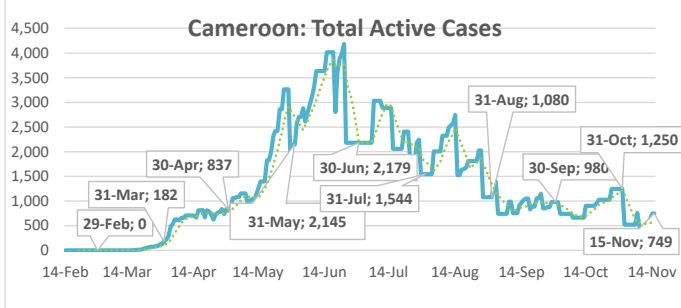
Central Africa

Highlights of the Covid-19 Situation in Central Africa as of November 15, 2020

- **As of Sunday, November 15, 2020, the number of total cases in the Central Africa region reached 60,630.** The region reported 699 new cases in the review week, which is a 6.2% decline compared to the new cases reported in the preceding week. The total number of deaths reported reached 1,151, recording 9 new deaths in the review week. The number of total recovered cases reached 53,762, of which 375 were newly recovered cases during the review week. The total number of active cases stands at 5,717, which is an increase of 315 cases in the review week.
- **Cameroon accounted for 37.4% of the total cases and 38.8% of the new cases in the region during the week under review.** Chad has the lowest number of total cases in the region at 1,597.
- **The average case fatality rate (CFR) for the region stands at 1.9%. The highest CFR in the region was reported in Chad at 6.3% and the lowest in Gabon at 0.6%.**

Summary of COVID-19 tracking in Central Africa: Situation for the week ending 15 November 2020

	Date of first case	Cases				Deaths				Recovered				Active				Test	
		Total cases	New cases for the week of	New cases for the week of	Weekly change	Total deaths	New deaths for the week of	New deaths for the week of	Weekly change from Previous week	Total Recovered	New recovered for the week of	New recovered for the week of	Weekly change from Previous week	Active cases	New active for the week of	New active for the week of	Weekly change from Previous week	Total tests	Tests Per million People
			15 Nov.	08 Nov.			15 Nov.	08 Nov.			15 Nov.	08 Nov.			15 Nov.	08 Nov.			
Central Africa	6-Mar	60,630	699	745	-46	1,151	9	15	-6	53,762	375	670	-295	5,717	315	60	255	1,086,799	7,418
Cameroon	6-Mar	22,692	271	318	-47	433	0	4	-4	21,510	0	359	-359	749	271	-45	316	550,901	20,753
Central African Rep.	15-Mar	4,900	21	13	8	63	1	0	1	1,924	0	0	0	2,913	20	13	7	33,780	6,994
Chad	19-Mar	1,597	50	49	1	101	2	1	1	1,443	61	58	3	53	-13	-10	-3	47,029	2,863
Congo Rep. of	15-Mar	5,515	136	89	47	92	0	0	0	3,887	0	0	0	1,536	136	89	47	48,058	8,709
Congo Dem. Rep.	10-Mar	11,760	169	218	-49	319	3	8	-5	11,086	248	70	178	355	-82	140	-222	73,348	819
Equatorial Guinea	14-Mar	5,104	12	4	8	85	0	2	-2	4,973	5	3	2	46	7	-1	8	67,412	48,049
Gabon	12-Mar	9,062	40	54	-14	58	3	0	3	8,939	61	180	-119	65	-24	-126	102	266,271	119,633



.....: 7-day moving average

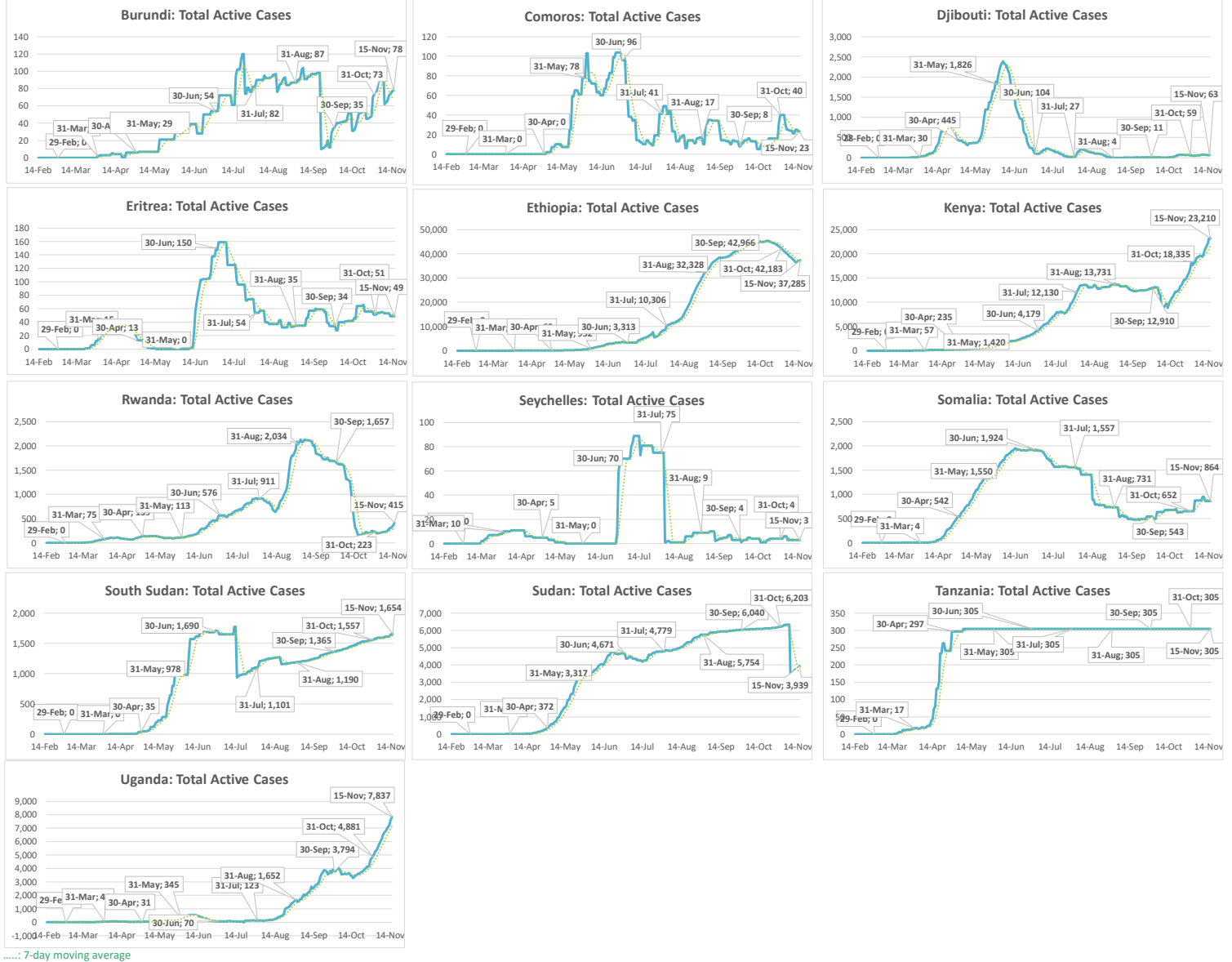
East Africa

Highlights of the Covid-19 Situation in East Africa as of November 15, 2020

- **As of Sunday, November 15, 2020, the number of total cases in the East Africa region reached 224,388.** The region reported 13,397 new cases in the review week, which is a 10.4% increase compared to the number of new cases reported in the preceding week. The total number of deaths reported reached 4,400, recording 227 new deaths in the review week. The number of total recovered cases reached 144,263, of which 8,471 were newly recovered cases during the review week. The total number of active cases stands at 75,725, which is an increase of 4,699 cases in the review week.
- **Ethiopia accounted for 45.8% of the total cases, while Kenya accounted for 57.9% of the new cases in the region during the week under review.** Seychelles has the lowest number of total cases in the region at 160.
- **The average case fatality rate (CFR) for the region stands at 2.0%. The highest CFR in the region was reported in Sudan at 7.6% and the lowest in Eritrea and Seychelles, where no deaths have been reported to date.**

Summary of COVID-19 tracking in East Africa: Situation for the week ending 15 November 2020

	Date of first case	Cases				Deaths			Weekly change from Previous week	Recovered				Weekly change from Previous week	Active			Weekly change from Previous week	Test	
		Total cases	New cases for the week of	New cases for the week of	Weekly change	Total deaths	New deaths for the week of	New deaths for the week of		Total Recovered	New recovered for the week of	New recovered for the week of	Weekly change from Previous week		Active cases	New active for the week of	New active for the week of		Total tests	Tests Per million People
East Africa	13-Mar	224,388	13,397	12,134	1,263	4,400	227	445	-218	144,263	8,471	14,229	-5,758	75,725	4,699	-2,540	7,239	3,876,458	10,324	
Burundi	31-Mar	628	16	23	-7	1	0	0	0	549	0	38	-38	78	16	-15	31	56,870	4,783	
Comoros	2-May	579	16	18	-2	7	0	0	0	549	17	34	-17	23	-1	-16	15	5,897	6,781	
Djibouti	18-Mar	5,649	41	45	-4	61	0	0	0	5,525	39	38	1	63	2	7	-5	88,410	89,484	
Eritrea	21-Mar	493	2	28	-26	0	0	0	0	444	6	26	-20	49	-4	2	-6	20,134	5,677	
Ethiopia	13-Mar	102,720	3,045	3,092	-47	1,569	46	45	1	63,866	4,100	6,314	-2,214	37,285	-1,101	-3,267	2,166	1,562,008	13,587	
Kenya	13-Mar	70,245	7,757	6,611	1,146	1,269	158	98	60	45,766	3,835	4,737	-902	23,210	3,764	1,776	1,988	789,952	14,691	
Rwanda	14-Mar	5,455	233	76	157	45	9	1	8	4,995	35	39	-4	415	189	36	153	586,989	45,320	
Seychelles	15-Mar	160	2	5	-3	0	0	0	0	157	2	6	-4	3	0	-1	1	6,125	62,279	
Somalia	16-Mar	4,301	72	288	-216	107	0	3	-3	3,330	83	62	21	864	-11	223	-234	26,450	1,664	
South Sudan	5-Apr	3,003	60	17	43	59	0	0	0	1,290	0	0	0	1,654	60	17	43	45,220	4,040	
Sudan	13-Mar	14,626	536	271	265	1,116	1	278	-277	9,571	87	2,720	-2,633	3,939	448	2,727	3,175	95,990	2,189	
Tanzania	16-Mar	509	21	183	305	3,880	65	
Uganda	21-Mar	16,020	1,617	1,660	-43	145	13	20	-7	8,038	267	215	52	7,837	1,337	1,425	-88	588,533	12,867	



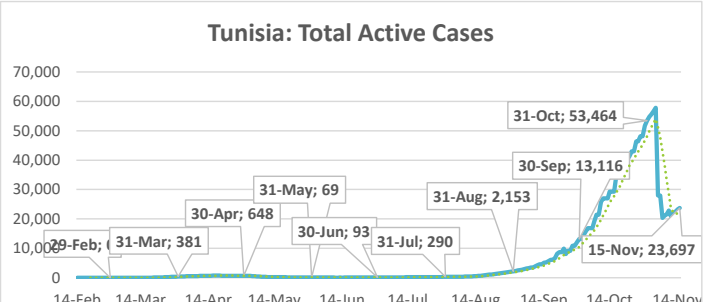
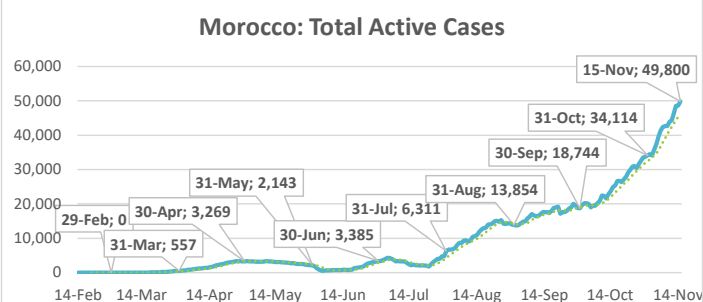
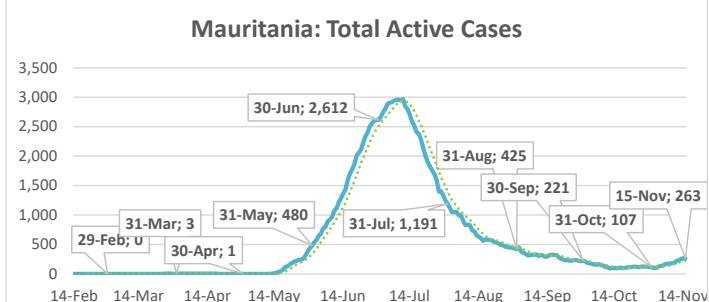
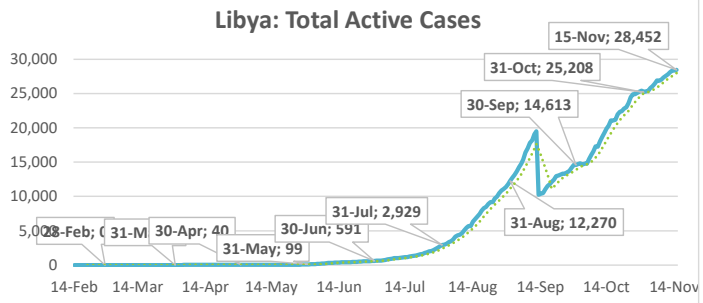
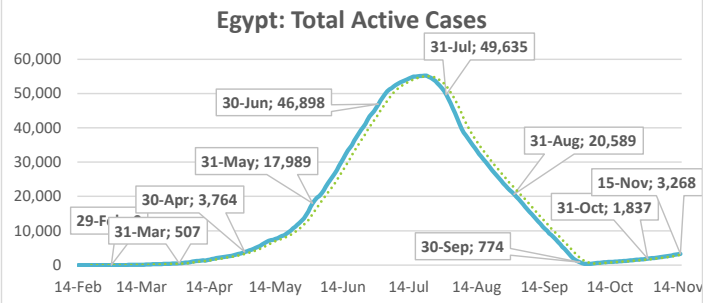
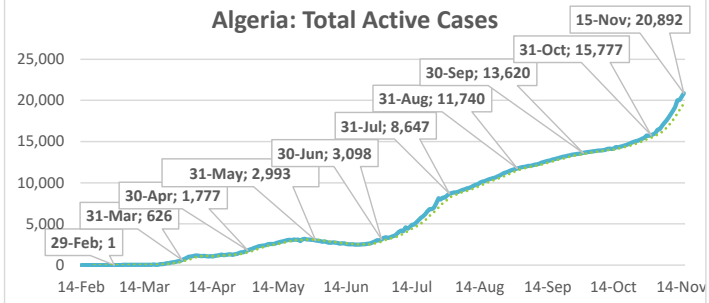
North Africa

Highlights of the Covid-19 Situation in North Africa as of November 15, 2020

- **As of Sunday, November 15, 2020, the number of total cases in the North Africa region reached 633,581.** The region reported 58,492 new cases in the review week, which is 5.1% higher compared to the new cases reported in the preceding week. The total number of deaths reported reached 16,913, recording 1,258 new deaths in the review week. The number of total recovered cases reached 490,296, of which 42,415 were newly recovered cases during the review week. The total number of active cases stands at 126,372, which is an increase of 14,819 cases in the review week.
- **Morocco accounted for 46.3% of the total cases and 62.2% of the new cases in the region during the week under review.** Mauritania has the lowest number of total cases in the region at 7,952.
- **The average case fatality rate (CFR) for the region stands at 2.7%. The highest CFR in the region was reported in Egypt at 5.8% and the lowest in Libya at 1.4%.**

Summary of COVID-19 tracking in North Africa: Situation for the week ending 15 November 2020

	Date of first case	Cases				Deaths				Recovered				Active				Test	
		Total cases	New cases for the week of	New cases for the week of	Weekly change	Total deaths	New deaths for the week of	New deaths for the week of	Weekly change from Previous week	Total Recovered	New recovered for the week of	New recovered for the week of	Weekly change from Previous week	Active cases	New active for the week of	New active for the week of	Weekly change from Previous week	Total tests	Tests Per million People
			15 Nov.	08 Nov.			15 Nov.	08 Nov.			15 Nov.	08 Nov.			15 Nov.	08 Nov.			
North Africa	14-Feb	633,581	58,492	55,673	2,819	16,913	1,258	1,260	-2	490,296	42,415	75,296	-32,881	126,372	14,819	-20,883	35,702	5,461,633	26,457
Algeria	26-Feb	67,679	5,628	3,779	1,849	2,154	106	75	31	44,633	2,596	1,642	954	20,892	2,926	2,062	864	230,553	5,258
Egypt	14-Feb	110,767	1,566	1,465	101	6,453	85	90	-5	101,046	704	787	-83	3,268	777	588	189	709,186	6,930
Libya	25-Mar	73,602	5,485	6,072	-587	1,017	88	58	30	44,133	4,014	4,266	-252	28,452	1,383	1,748	-365	371,172	54,018
Mauritania	14-Mar	7,952	132	116	16	165	0	2	-2	7,524	45	42	3	263	87	72	15	95,389	20,515
Morocco	5-Mar	293,177	36,396	34,237	2,159	4,779	507	510	-3	238,598	28,797	25,488	3,309	49,800	7,092	8,239	-1,147	3,646,330	98,788
Tunisia	5-Mar	80,404	9,285	10,004	-719	2,345	472	525	-53	54,362	6,259	43,071	-36,812	23,697	2,554	-33,592	36,146	409,003	34,607



.....: 7-day moving average

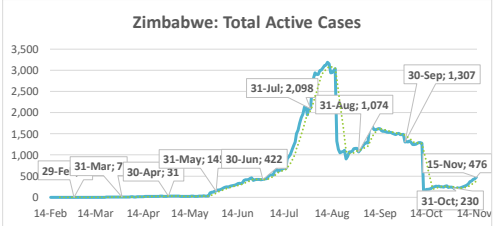
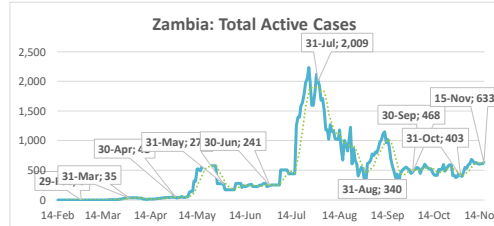
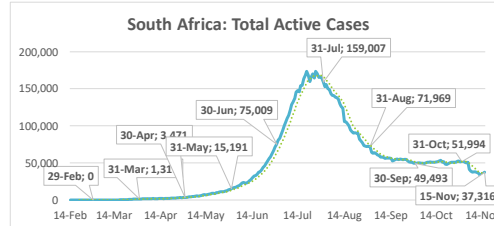
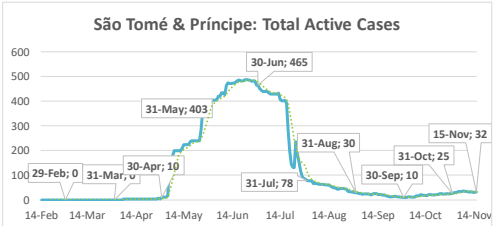
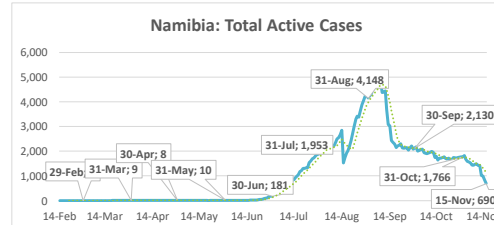
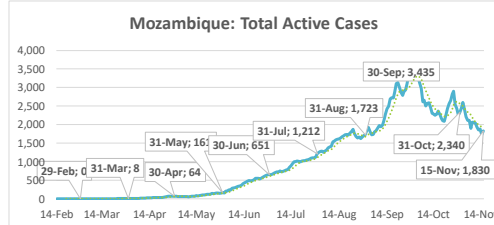
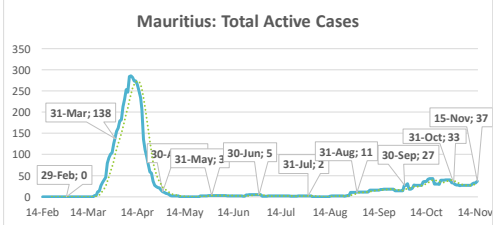
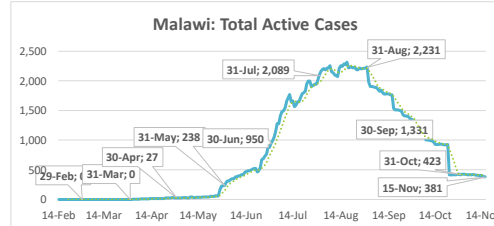
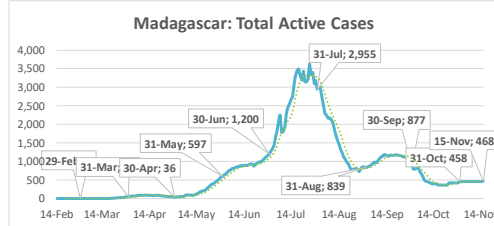
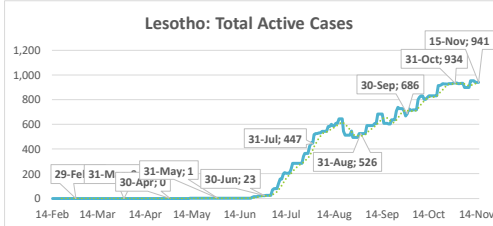
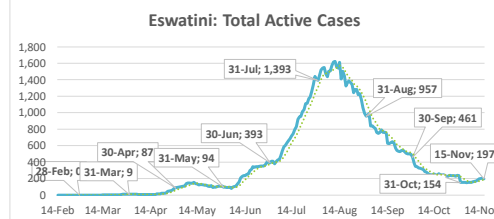
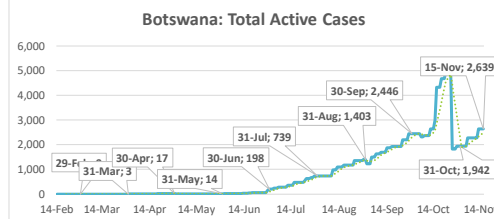
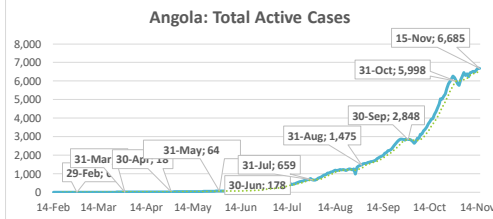
Southern Africa

Highlights of the Covid-19 Situation in Southern Africa as of November 15, 2020

- **As of Sunday, November 15, 2020, the number of total cases in the Southern Africa region reached 859,462.** The region reported 16,893 new cases in the review week, which is 13.2% higher compared to the new cases reported in the preceding week. The total number of deaths reported reached 22,075, recording 477 new deaths in the review week. The number of total recovered cases reached 785,062, of which 16,836 were newly recovered cases during the review week. The total number of active cases stands at 52,325, which is a decline of 420 cases in the review week.
- **South Africa accounted for 87.4% of the total cases and 81.4% of the new cases in the region during the week under review.** Mauritius has the lowest number of total cases in the region at 478.
- **The average case fatality rate (CFR) for the region stands at 2.6%. The highest CFR in the region was reported in Malawi at 3.1% and the lowest in Botswana at 0.3%.**

Summary of COVID-19 tracking in Southern Africa: Situation for the week ending 15 November 2020

	Date of first case	Cases				Deaths				Recovered				Active				Test	
		Total cases	New cases for the week of	New cases for the week of	Weekly change	Total deaths	New deaths for the week of	New deaths for the week of	Weekly change from Previous week	Total Recovered	New recovered for the week of	New recovered for the week of	Weekly change from Previous week	Active cases	New active for the week of	New active for the week of	Weekly change from Previous week	Total tests	Tests Per million People
			15 Nov.	08 Nov.			15 Nov.	08 Nov.			15 Nov.	08 Nov.			15 Nov.	08 Nov.			
Southern Africa	5-Mar	859,462	16,893	14,923	1,970	22,075	477	444	33	785,062	16,836	28,493	-11,657	52,325	-420	-14,014	13,594	6,990,393	32,790
Angola	27-Mar	13,451	1,018	1,398	-380	322	15	21	-6	6,444	545	979	-434	6,685	458	398	60	171,247	5,210
Botswana	16-Mar	8,225	390	1,193	-803	27	0	3	-3	5,559	25	858	-839	2,639	365	332	33	330,611	140,588
Eswatini	14-Mar	6,095	92	78	-14	119	2	0	2	5,779	55	72	-17	197	35	6	29	55,581	47,908
Lesotho	13-May	2,041	74	14	60	44	0	0	0	1,056	32	49	-17	941	42	-35	77	24,030	11,217
Madagascar	20-Mar	17,310	87	112	-25	250	1	5	-4	16,592	76	107	-31	468	10	0	10	92,992	3,358
Malawi	2-Apr	5,965	14	19	-5	185	1	0	1	5,399	51	25	26	381	-38	-6	-32	68,555	3,584
Mauritius	18-Mar	478	25	7	-18	10	0	0	0	431	15	9	6	37	10	-2	12	278,091	218,665
Mozambique	27-Mar	14,448	680	780	-100	113	14	6	8	12,505	900	1,166	-266	1,830	-234	-392	158	210,599	6,738
Namibia	14-Mar	13,508	297	223	-74	138	4	1	3	12,680	1,075	567	508	690	-782	-345	-437	141,417	55,656
São Tomé & Príncipe	6-Apr	965	3	13	-10	16	0	0	0	917	5	8	-3	32	-2	5	-7	7,071	32,264
South Africa	5-Mar	751,024	13,746	10,455	3,291	20,241	432	398	34	693,467	13,779	24,358	-10,579	37,316	-465	-14,301	13,836	5,110,384	86,166
Zambia	18-Mar	17,123	169	474	-305	353	4	0	4	16,137	187	217	-30	633	-72	257	-279	327,832	17,833
Zimbabwe	25-Mar	8,829	298	157	141	257	4	10	-6	8,096	91	78	13	476	203	69	134	171,983	11,571



.....: 7-day moving average

West Africa

Highlights of the Covid-19 Situation in West Africa as of November 15, 2020

- **As of Sunday, November 15, 2020, the number of total cases in the West Africa region reached 197,859.** The region reported 3,644 new cases in the review week, which is 3.1% higher compared to the new cases reported in the preceding week. The total number of deaths reported reached 2,823, recording 31 new deaths in the review week. The number of total recovered cases reached 185,772, of which 3,942 were newly recovered cases during the review week. The total number of active cases stands at 9,264, which is a decline of 329 cases in the review week.
- **Nigeria accounted for 32.9% of the total cases and 29.0% of the new cases in the region during the week under review.** Niger has the lowest number of total cases in the region at 1,307.
- **The average case fatality rate (CFR) for the region stands at 1.4%. The highest CFRs in the region are reported in Liberia and Niger at 5.4% and the lowest in Côte d'Ivoire, Guinea and Ghana at 0.6%.**

Summary of COVID-19 tracking in West Africa: Situation for the week ending 15 November 2020

	Date of first case	Cases				Deaths				Recovered				Active				Test	
		Total cases	New cases for the week of	New cases for the week of	Weekly change	Total deaths	New deaths for the week of	New deaths for the week of	Weekly change from Previous week	Total Recovered	New recovered for the week of	New recovered for the week of	Weekly change from Previous week	Active cases	New active for the week of	New active for the week of	Weekly change from Previous week	Total tests	Tests Per million People
West Africa	28-Feb	197,859	3,644	3,535	109	2,823	31	21	10	185,772	3,942	3,526	416	9,264	-329	-12	-317	2,759,030	6,946
Benin	16-Mar	2,844	99	62	37	43	0	2	-2	2,515	49	11	38	286	50	49	1	269,280	22,212
Burkina Faso	9-Mar	2,641	72	69	3	68	1	0	1	2,445	64	131	-67	128	7	-62	69	62,932	3,011
Cabo Verde	20-Mar	9,822	453	521	-68	103	3	5	-2	9,220	755	453	302	499	-305	63	-368	101,878	183,238
Côte d'Ivoire	11-Mar	20,976	144	116	28	128	2	0	2	20,647	139	143	-4	201	3	-27	30	199,603	7,567
Gambia, The	18-Mar	3,702	18	12	6	122	1	2	-1	3,571	38	337	-299	9	-21	-327	306	22,362	9,253
Ghana	12-Mar	50,123	1,021	978	43	322	2	0	2	48,328	602	511	91	1,473	417	467	-50	560,713	18,045
Guinea	13-Mar	12,611	197	219	-22	75	1	1	0	11,151	334	228	106	1,385	-138	-10	-128	218,923	16,670
Guinea-Bissau	27-Mar	2,419	5	1	4	43	1	1	0	2,255	393	44	349	121	-389	-44	-345	27,486	13,966
Liberia	16-Mar	1,507	65	16	49	82	0	0	0	1,314	4	31	-27	111	61	-15	-76	42,667	8,436
Mali	25-Mar	3,900	194	141	53	141	4	1	3	2,949	121	70	51	810	69	70	71	86,725	4,283
Niger	20-Mar	1,307	64	22	42	70	1	0	1	1,148	4	3	1	89	59	19	40	41,945	1,733
Nigeria	28-Feb	65,148	1,058	1,126	-68	1,163	9	8	1	61,073	1,163	1,120	43	2,912	-114	-2	-112	705,809	3,424
Senegal	2-Mar	15,793	85	78	7	328	2	1	1	15,416	80	378	-298	49	3	-301	304	225,170	13,448
Sierra Leone	31-Mar	2,391	10	15	-5	74	0	0	0	1,820	8	10	-2	497	2	5	-3	58,780	7,369
Togo	6-Mar	2,675	159	159	0	61	4	0	4	1,920	188	56	132	694	-33	103	-136	134,757	16,278

