



## AFRICAN DEVELOPMENT BANK GROUP

---

### **Weekly Data Flash on Covid-19 in Africa<sup>1</sup>:** *The situation as of Sunday, November 22, 2020*

**Statistics Department (ECST)**

---

<sup>1</sup> This briefing note has been prepared by Roza Mamuye Bora, Senior Statistician; Anouar Chaouch, Statistician; Soumaila Karambiri, Statistical Assistant; Regis Hauhouot Stephane, Statistical Assistant and Desire Lakpa Guy, Statistical Assistant, under the supervision of Louis Kouakou, Division Manager ECST.1 and the guidance of Charles Leyeka Lufumpa, Director ECST.

For more information on Covid-19, please visit the Bank's Africa Information Highway  
<https://africacovid.opendataforafrica.org/>.

# Contents

	Page
Highlights of the Covid-19 Situation in Africa as of November 22, 2020	1
Data Annexes: Africa	3
Highlights of the Covid-19 Situation in Central Africa as of November 22, 2020	5
Data Annexes: Central Africa	6
Highlights of the Covid-19 Situation in East Africa as of November 22, 2020	8
Data Annexes: East Africa	9
Highlights of the Covid-19 Situation in North Africa as of November 22, 2020	11
Data Annexes: North Africa	12
Highlights of the Covid-19 Situation in Southern Africa as of November 22, 2020	14
Data Annexes: Southern Africa	15
Highlights of the Covid-19 Situation in West Africa as of November 22, 2020	17
Data Annexes: West Africa	18

## Highlights of the Covid-19 Situation in Africa as of November 22, 2020<sup>2</sup>

- **Globally, the total number of confirmed Covid-19 cases reached 58,615,834 as of November 22, 2020, the majority of which (26.9%) were in Asia, followed by Europe (26.8%), North America (24.5%) and South America (18.2%).** The number of new cases reported globally in the review week amounted to 4,246,225. To date, 37,525,029 cases have recovered, representing 64.0% of confirmed Covid-19 cases. The number of global deaths reached 1,387,179, of which 70,048 were recorded in the past week. The number of global active cases stands at 19,703,626.
- **Africa accounted for 3.5% of the total global cases, 3.6% of deaths, 4.6% of recovered cases and 1.4% of active cases as of November 22, 2020.**
- **As of Sunday November 22, 2020, more than 21.3 million tests for Covid-19 had been administered in Africa, of which over 1.0 million were reported in the week under review.** The majority (24.8%) of these tests were conducted in South Africa, followed by Morocco (17.8%), Ethiopia (7.5%), Egypt (4.7%), Kenya (3.9%), Nigeria (3.5%), Uganda (2.9%) and Rwanda (2.8%), which collectively accounted for 68.0% of the tests conducted in Africa.
- **Considering tests in relation to population size, Mauritius leads with 227,677 tests per 1 million people,** followed by Cabo Verde (184,967), Botswana (160,721), Seychelles (157,504) Gabon (126,069), Morocco (102,867), Djibouti (91,700) and South Africa (89,211). The average tests per 1 million people in Africa, stands at 15,916, which is an increase of 5.6% over the past week.
- **As of November 22, 2020, the total number of confirmed cases in Africa reached 2,070,162.** The majority of these cases (42.5%) were reported in Southern Africa, followed by North Africa at 33.2%, East Africa at 11.5%, West Africa at 9.7% and Central Africa at 3.0%. Southern Africa accounted for the highest number of cases, with 87.2% of those cases reported in the nation of South Africa. On the other hand, the rest of Southern African countries are among the least affected in Africa collectively accounting for 5.4% of the confirmed cases in Africa.
- **South Africa (37.1%), Morocco (15.7%), Egypt (5.5%), Ethiopia (5.1%), Tunisia (4.3%), Libya (3.8%), Kenya (3.7%), Algeria (3.6%), Nigeria (3.2%) and Ghana (2.5%) together account for 84.4% of the cases in Africa, as of November 22, 2020.** Five countries with the lowest number of cases are the Seychelles, Mauritius, Eritrea, Comoros and Burundi; cases ranging between 163 in Seychelles and 662 in Burundi and collectively accounting for 0.1% of the confirmed cases in Africa. Considering population size, Cabo Verde, South Africa, Libya, Morocco and Tunisia are the five countries with the highest number of confirmed cases per million people; rates ranging from 18,684 in Cabo Verde to 7,585 in Tunisia.
- **In the week under review, a total of 94,242 new cases were reported in Africa, which is a 1.2% increase compared to the new cases recorded in the previous week. These new cases**

---

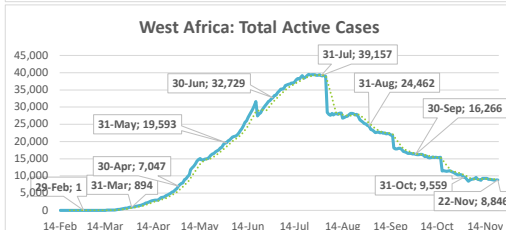
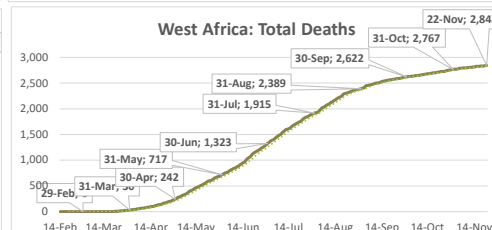
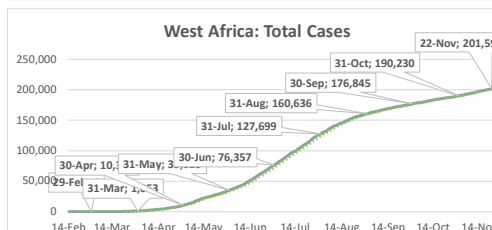
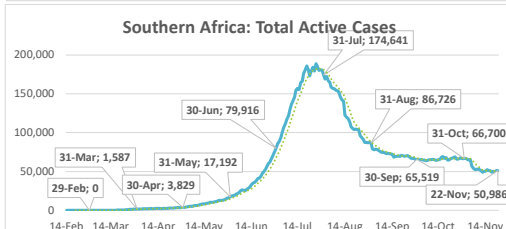
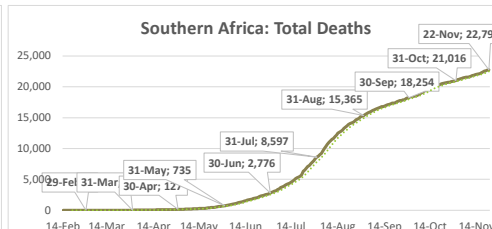
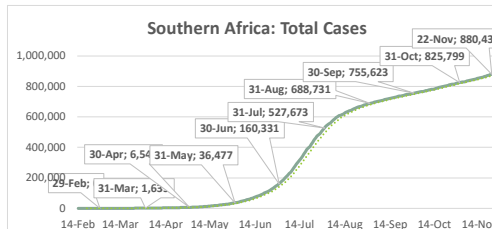
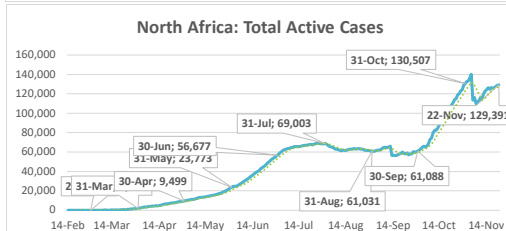
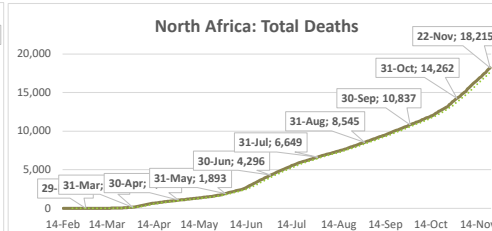
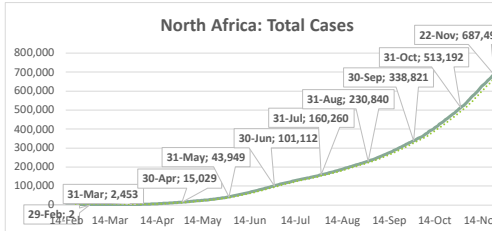
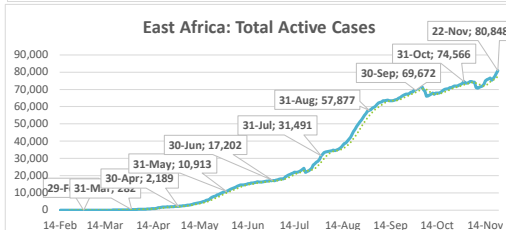
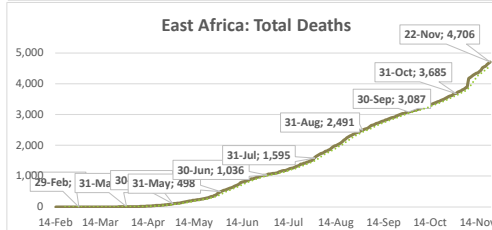
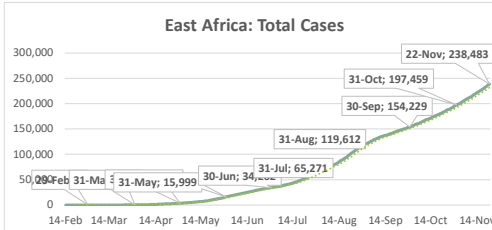
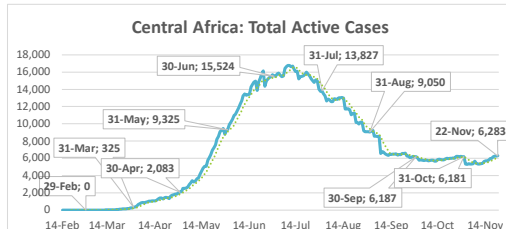
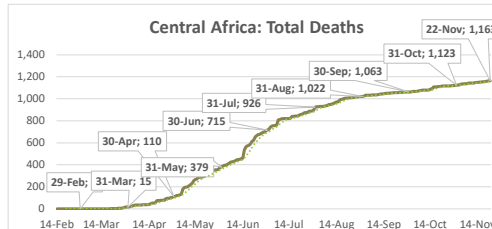
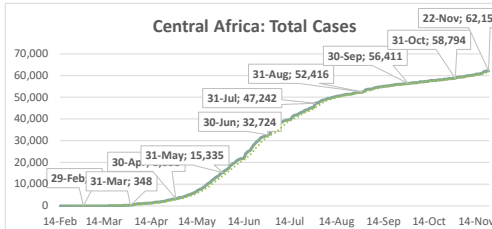
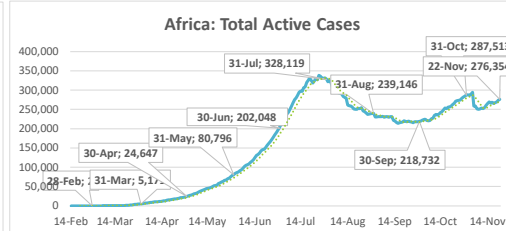
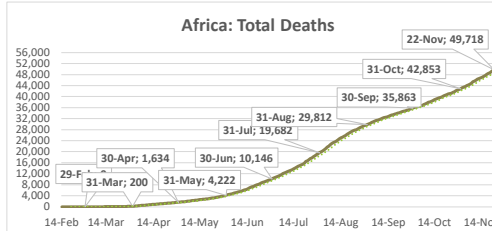
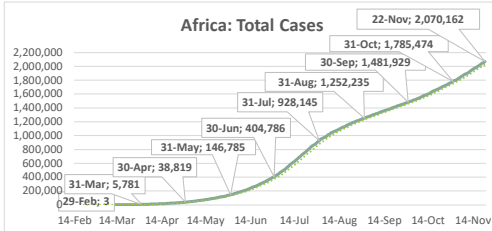
<sup>2</sup> Tanzania has not released data on Covid-19 since May 08, 2020.

**in Africa account for 2.2% of the weekly new cases recorded globally.** The North Africa region accounted for 57.2% of the weekly new cases in Africa, followed by Southern Africa (22.3%), East Africa (15.0%), West Africa (4.0%), and Central Africa (1.6%).

- **As of November 22, 2020, a total of 49,718 deaths had been reported in Africa since the start of the pandemic, of which 45.8% were in Southern Africa, 36.6% in North Africa, 9.5% in East Africa, 5.7% in West Africa and 2.3% in Central Africa.** South Africa, Egypt, Morocco, Tunisia and Algeria are the five countries with the highest reported deaths due to Covid-19; deaths ranging between 20,903 in South Africa and 2,272 in Algeria. A total of 2,356 new deaths were reported in the week under review, which is an increase of 17.7% compared to the preceding week. As of November 22, 2020, Eritrea and the Seychelles are the only countries in Africa not to have reported any deaths since the onset of the pandemic.
- **The case fatality rate (CFR), deaths per confirmed cases, for Africa stands at 2.4% in the review period, which is equal to the global average.** The CFR in Africa has stayed unchanged at 2.4% since August 2020, while the global average CFR has been on a continuous decline. Regionally, West Africa has the lowest CFR at 1.4%, followed by Central Africa at 1.9% and East Africa at 2.0%, while North Africa and Southern Africa at 2.6% recorded higher CFR than the African average. As of November 22, 2020, higher than Africa average CFRs were recorded in sixteen African countries, namely Sudan (7.5%), Chad (6.2%), Egypt (5.8%), Liberia (5.3%), Niger (5.1%), Mali (3.4%), The Gambia (3.3%), Tunisia (3.2%), Sierra Leone (3.1%), Malawi (3.1%), Algeria (3.0%), Zimbabwe (2.9%), DRC (2.7%), South Africa (2.7%), Burkina Faso (2.5%) and Somalia (2.5%).
- **As of November 22, 2020, the number of recovered cases in Africa reached 1,744,090, which is 84.2% of its total confirmed cases.** West Africa (94.2%), Southern Africa (91.6%), and Central Africa (88.0%) have recorded higher recovery rates than the average for Africa, while North Africa (78.5%) and East Africa (64.1%) showed relatively lower recovery rates. In the week under review, 84,935 newly recovered cases were reported.
- **As of November 22, 2020, the total number of active cases in Africa stands at 276,354, which is an increase of 6,951 cases over the previous week.** Seven countries, namely Morocco (49,168), Ethiopia (38,447), South Africa (36,677), Libya (27,820), Kenya (24,485), Algeria (23,796) and Tunisia (23,641) jointly accounted for 81.1% of the active cases as of November 22, 2020.
- **From a regional perspective, North Africa accounts for 46.8% of active cases in Africa; East Africa (29.3%), Southern Africa (18.4%), West Africa (3.2%) and Central Africa (2.3%).** Taken together East and North Africa account for about 76.1% of all active cases in Africa. Active cases have been declining in Southern Africa and West Africa regions in the past two weeks.

Summary of COVID-19 tracking in Africa: Situation for the week ending 22 November 2020

	Date of first case	Cases				Deaths				Recovered				Active				Test	
		Total cases	New cases for the week of	New cases for the week of	Weekly change from Previous week	Total deaths	New deaths for the week of	New deaths for the week of	Weekly change from Previous week	Total Recovered	New recovered for the week of	New recovered for the week of	Weekly change from Previous week	Active cases	New active for the week of	New active for the week of	Weekly change from Previous week	Total tests	Tests Per million People
<b>World</b>	31-Dec	58,615,834	4,246,225	3,974,435	271,790	1,387,179	70,048	60,954	9,094	37,525,029	2,523,357	1,952,997	570,360	19,703,626	1,652,820	1,960,484	-307,664	955,528,185	122,585
<b>Africa</b>	14-Feb	2,070,162	94,242	93,125	1,117	49,718	2,356	2,002	354	1,744,090	84,935	72,039	12,896	276,354	6,951	19,084	-12,133	21,308,407	15,916
<b>Central Africa</b>	6-Mar	62,154	1,524	699	825	1,163	12	9	3	54,708	946	375	571	6,283	566	315	251	1,110,991	7,583
<b>East Africa</b>	13-Mar	238,483	14,095	13,397	698	4,706	306	227	79	152,929	8,666	8,471	195	80,848	5,123	4,699	424	4,027,081	10,725
<b>North Africa</b>	14-Feb	687,492	53,911	58,492	-4,581	18,215	1,302	1,258	44	539,886	49,590	42,415	7,175	129,391	3,019	14,819	-11,800	5,960,260	28,872
<b>Southern Africa</b>	5-Mar	880,434	20,972	16,893	4,079	22,792	717	477	240	806,656	21,594	16,836	4,758	50,986	-1,339	-420	-919	7,297,658	34,232
<b>West Africa</b>	28-Feb	201,599	3,740	3,644	96	2,842	19	31	-12	189,911	4,139	3,942	197	8,846	-418	-329	-89	2,912,417	7,332



.....: 7-day moving average

---

---

# Central Africa

---

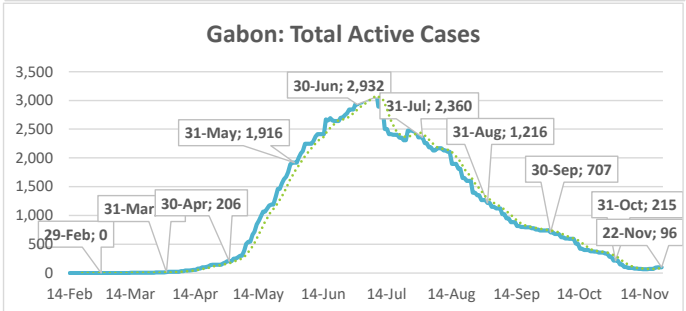
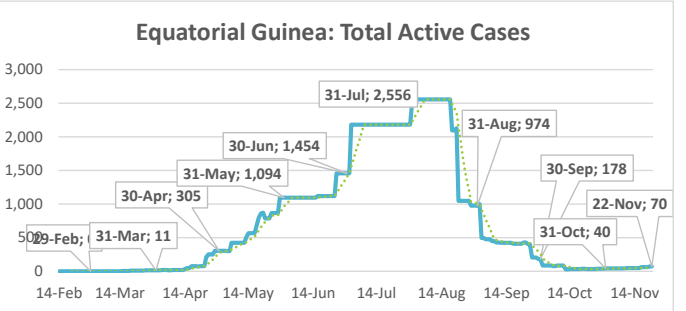
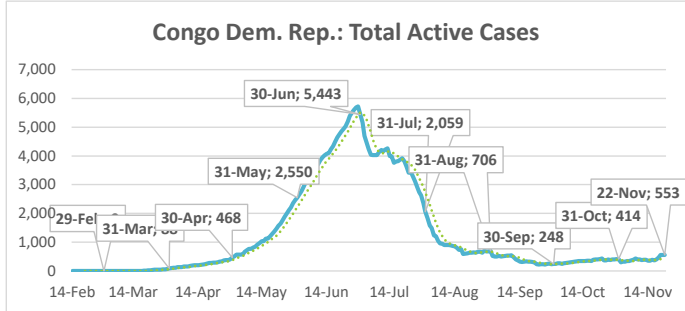
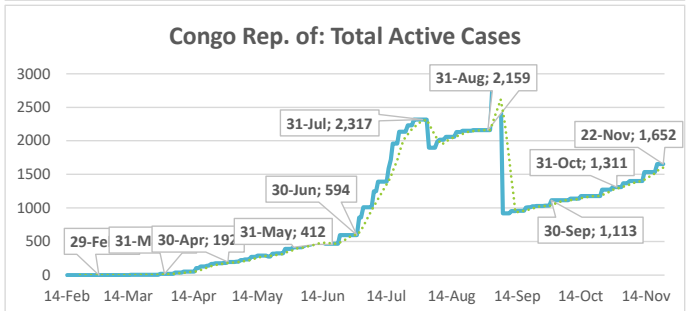
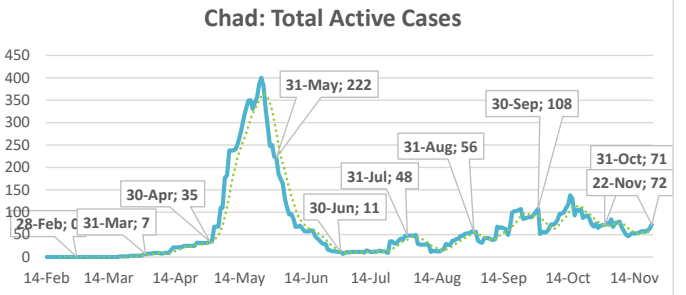
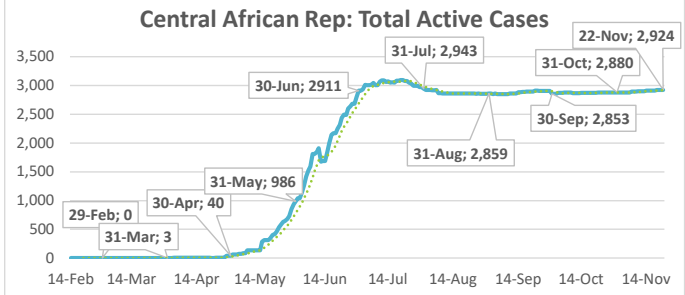
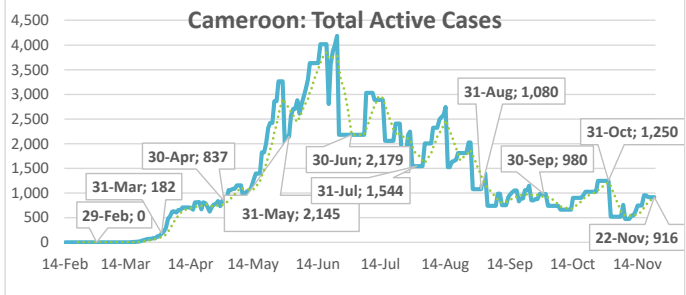
---

## **Highlights of the Covid-19 Situation in Central Africa as of November 22, 2020**

- **As of Sunday, November 22, 2020, the number of total cases in the Central Africa region reached 62,154.** The region reported 1,524 new cases in the review week, which is a 118% increase compared to the new cases reported in the preceding week. The total number of deaths reported reached 1,163, recording 12 new deaths in the review week. The number of total recovered cases reached 54,708, of which 946 were newly recovered cases during the review week. The total number of active cases stands at 6,283, which is an increase of 566 cases in the review week.
- **Cameroon accounted for 37.9% of the total cases and 54.9% of the new cases in the region during the week under review.** Chad has the lowest number of total cases in the region at 1,642.
- **The average case fatality rate (CFR) for the region stands at 1.9%. The highest CFR in the region was reported in Chad at 6.2% and the lowest in Gabon at 0.6%.**

## Summary of COVID-19 tracking in Central Africa: Situation for the week ending 22 November 2020

	Date of first case	Cases				Deaths				Recovered				Active				Test									
		Total cases	New cases for the week of	New cases for the week of	Weekly change	Total deaths	New deaths for the week of	New deaths for the week of	Weekly change from Previous week	Total Recovered	New recovered for the week of	New recovered for the week of	Weekly change from Previous week	Active cases	New active for the week of	New active for the week of	Weekly change from Previous week	Total tests	Tests Per million People								
																				22 Nov.	15 Nov.	22 Nov.	15 Nov.	22 Nov.	15 Nov.	22 Nov.	15 Nov.
Central Africa	6-Mar	62,154	1,524	699	825	1,163	12	9	3	54,708	946	375	571	6,283	566	315	251	1,110,991	7,583								
Cameroon	6-Mar	23,528	836	271	565	435	2	0	2	22,177	667	0	667	916	167	271	-104	550,901	20,753								
Central African Rep.	15-Mar	4,911	11	21	-10	63	0	1	-1	1,924	0	0	0	2,924	11	20	-9	33,851	7,009								
Chad	19-Mar	1,642	45	50	-5	101	0	2	-2	1,469	26	61	-35	72	19	-13	-32	51,162	3,115								
Congo Rep. of	15-Mar	5,632	117	136	-19	93	1	0	1	3,887	0	0	0	1,652	116	136	-20	48,174	8,730								
Congo Dem. Rep.	10-Mar	12,180	420	169	251	327	8	3	5	11,300	214	248	-34	553	198	-82	280	77,049	860								
Equatorial Guinea	14-Mar	5,130	26	12	14	85	0	0	0	4,975	2	5	-3	70	24	7	17	69,259	49,365								
Gabon	12-Mar	9,131	69	40	29	59	1	3	-2	8,976	37	61	-24	96	31	-24	55	280,595	126,069								



.....: 7-day moving average



---

---

# **East Africa**

---

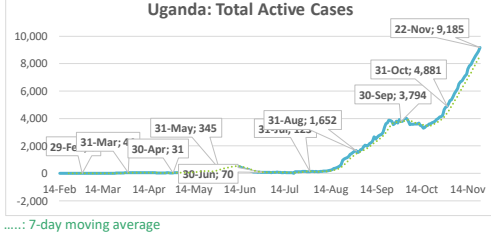
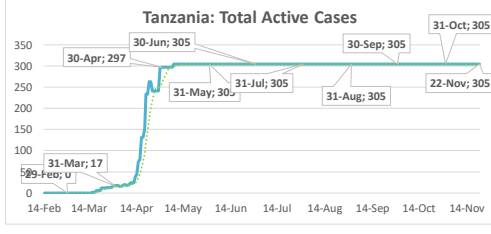
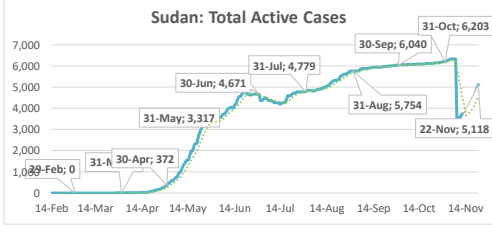
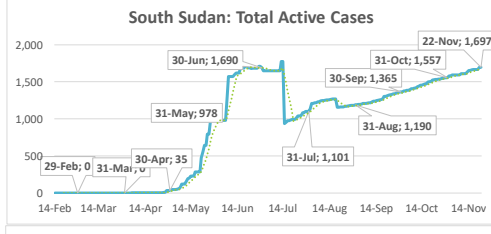
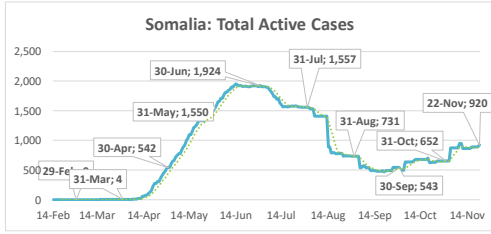
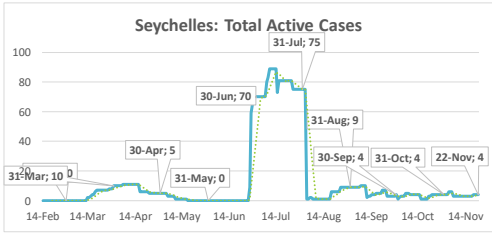
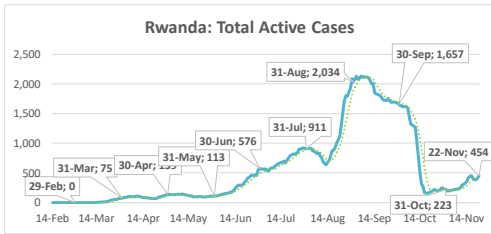
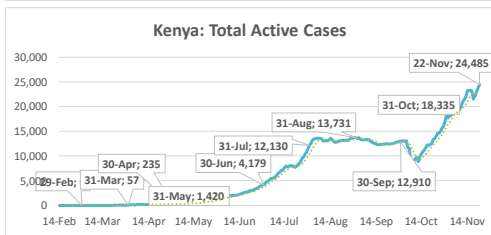
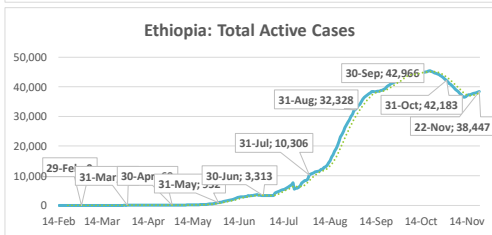
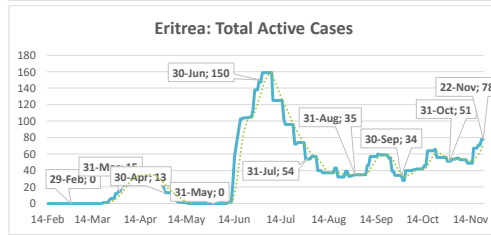
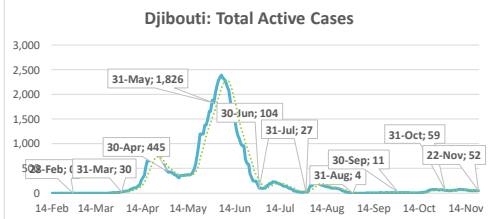
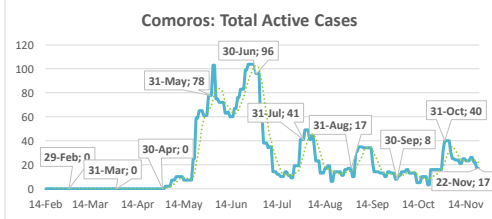
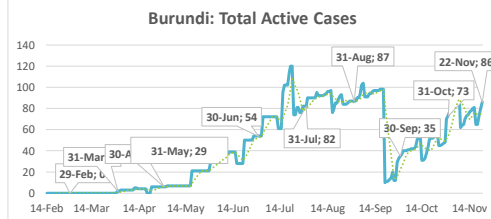
---

## **Highlights of the Covid-19 Situation in East Africa as of November 22, 2020**

- **As of Sunday, November 22, 2020, the number of total cases in the East Africa region reached 238,483.** The region reported 14,095 new cases in the review week, which is a 5.2% increase compared to the number of new cases reported in the preceding week. The total number of deaths reported reached 4,706, recording 306 new deaths in the review week. The number of total recovered cases reached 152,929, of which 8,666 were newly recovered cases during the review week. The total number of active cases stands at 80,848, which is an increase of 5,123 cases in the review week.
- **Ethiopia accounted for 44.4% of the total cases, while Kenya accounted for 50.6% of the new cases in the region during the week under review.** Seychelles has the lowest number of total cases in the region at 163.
- **The average case fatality rate (CFR) for the region stands at 2.0%. The highest CFR in the region was reported in Sudan at 7.5% and the lowest in Eritrea and Seychelles, where no deaths have been reported to date.**

Summary of COVID-19 tracking in East Africa: Situation for the week ending 22 November 2020

	Date of first case	Cases				Deaths				Recovered				Active				Test	
		Total cases	New cases for the week of	New cases for the week of	Weekly change	Total deaths	New deaths for the week of	New deaths for the week of	Weekly change from Previous week	Total Recovered	New recovered for the week of	New recovered for the week of	Weekly change from Previous week	Active cases	New active for the week of	New active for the week of	Weekly change from Previous week	Total tests	Tests Per million People
<b>East Africa</b>	13-Mar	238,483	14,095	13,397	698	4,706	306	227	79	152,929	8,666	8,471	195	80,848	5,123	4,699	424	4,027,081	10,725
Burundi	31-Mar	662	34	16	18	1	0	0	0	575	26	0	26	86	8	16	-8	62,215	5,232
Comoros	2-May	596	17	16	1	7	0	0	0	572	23	17	6	17	-6	-1	-5	5,897	6,781
Djibouti	18-Mar	5,668	19	41	-22	61	0	0	0	5,555	30	39	-9	52	-11	2	-13	90,600	91,700
Eritrea	21-Mar	551	58	2	56	0	0	0	0	473	29	6	-23	78	29	-4	33	21,655	6,106
Ethiopia	13-Mar	105,785	3,065	3,045	20	1,647	78	46	32	65,691	1,825	4,100	-2,275	38,447	1,162	-1,101	2,263	1,595,643	13,880
Kenya	13-Mar	77,372	7,127	7,757	-630	1,380	111	158	-47	51,507	5,741	3,835	1,906	24,485	1,275	3,764	-2,489	839,614	15,615
Rwanda	14-Mar	5,665	210	233	-23	47	2	9	-7	5,164	169	35	134	454	39	189	-150	607,283	46,886
Seychelles	15-Mar	163	3	2	1	0	0	0	0	159	2	2	0	4	1	0	1	15,490	157,504
Somalia	16-Mar	4,445	144	72	72	113	6	0	6	3,412	82	83	-1	920	56	-11	67	26,450	1,664
South Sudan	5-Apr	3,047	44	60	-16	60	1	0	1	1,290	0	0	0	1,697	43	60	-17	53,096	4,743
Sudan	13-Mar	16,052	1,426	536	890	1,197	81	1	80	9,737	166	87	79	5,118	1,179	448	731	95,990	2,189
Tanzania	16-Mar	509	...	...	...	21	...	...	...	183	...	...	...	305	...	...	...	3,880	65
Uganda	21-Mar	17,968	1,948	1,617	331	172	27	13	14	8,611	573	267	306	9,185	1,348	1,337	11	609,268	13,320



.....: 7-day moving average

---

---

# **North Africa**

---

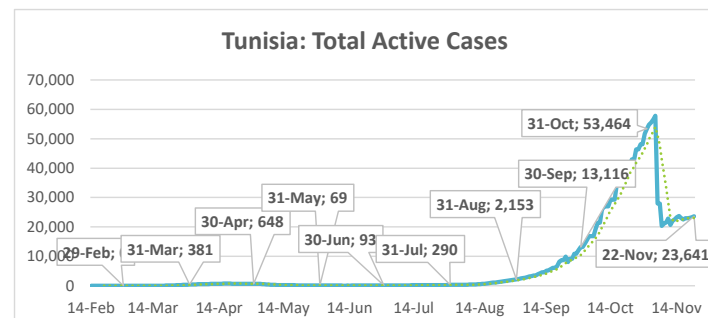
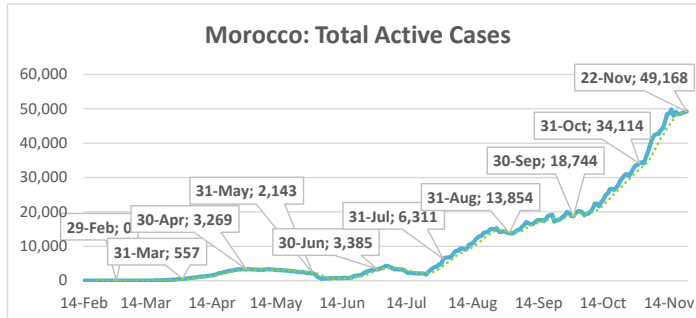
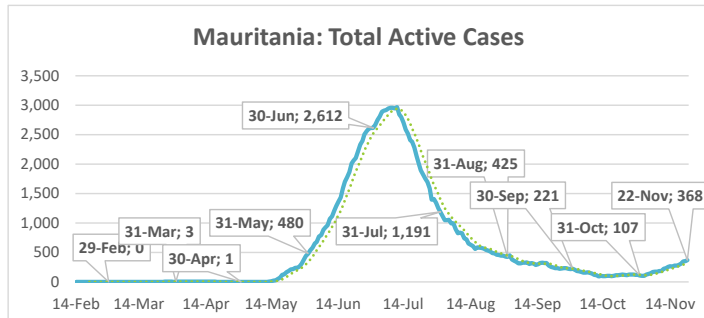
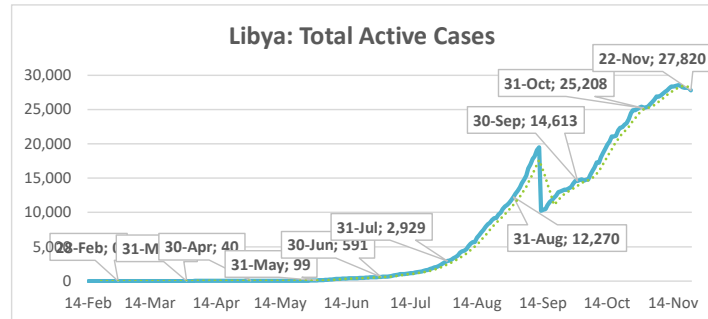
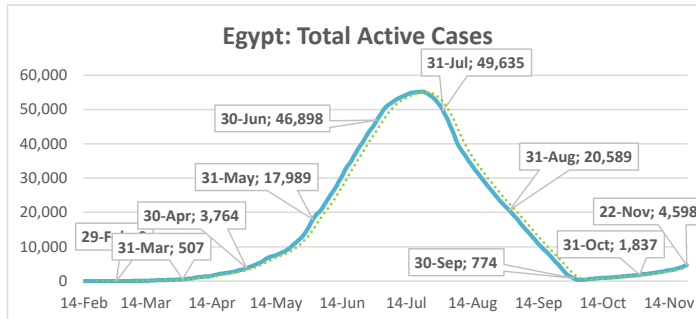
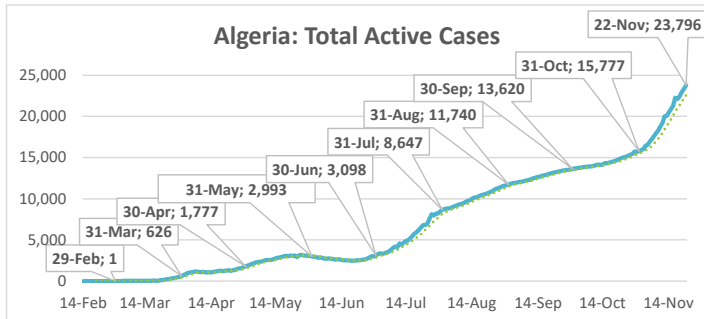
---

## **Highlights of the Covid-19 Situation in North Africa as of November 22, 2020**

- **As of Sunday, November 22, 2020, the number of total cases in the North Africa region reached 687,492.** The region reported 53,911 new cases in the review week, which is 7.8% lower compared to the new cases reported in the preceding week. The total number of deaths reported reached 18,215, recording 1,302 new deaths in the review week. The number of total recovered cases reached 539,886, of which 49,590 were newly recovered cases during the review week. The total number of active cases stands at 129,391, which is an increase of 3,019 cases in the review week.
- **Morocco accounted for 47.3% of the total cases and 58.9% of the new cases in the region during the week under review.** Mauritania has the lowest number of total cases in the region at 8,128.
- **The average case fatality rate (CFR) for the region stands at 2.6%. The highest CFR in the region was reported in Egypt at 5.8% and the lowest in Libya at 1.4%.**

### Summary of COVID-19 tracking in North Africa: Situation for the week ending 22 November 2020

	Date of first case	Cases				Deaths				Recovered				Active				Test	
		Total cases	New cases for the week of	New cases for the week of	Weekly change	Total deaths	New deaths for the week of	New deaths for the week of	Weekly change from Previous week	Total Recovered	New recovered for the week of	New recovered for the week of	Weekly change from Previous week	Active cases	New active for the week of	New active for the week of	Weekly change from Previous week	Total tests	Tests Per million People
			22 Nov.	15 Nov.			22 Nov.	15 Nov.			22 Nov.	15 Nov.			22 Nov.	15 Nov.			
<b>North Africa</b>	<b>14-Feb</b>	<b>687,492</b>	<b>53,911</b>	<b>58,492</b>	<b>-4,581</b>	<b>18,215</b>	<b>1,302</b>	<b>1,258</b>	<b>44</b>	<b>539,886</b>	<b>49,590</b>	<b>42,415</b>	<b>7,175</b>	<b>129,391</b>	<b>3,019</b>	<b>14,819</b>	<b>-11,800</b>	<b>5,960,260</b>	<b>28,872</b>
<b>Algeria</b>	<b>26-Feb</b>	<b>74,862</b>	<b>7,183</b>	<b>5,628</b>	<b>1,555</b>	<b>2,272</b>	<b>118</b>	<b>106</b>	<b>12</b>	<b>48,794</b>	<b>4,161</b>	<b>2,596</b>	<b>1,565</b>	<b>23,796</b>	<b>2,904</b>	<b>2,926</b>	<b>-22</b>	<b>230,553</b>	<b>5,258</b>
<b>Egypt</b>	<b>14-Feb</b>	<b>113,027</b>	<b>2,260</b>	<b>1,566</b>	<b>694</b>	<b>6,548</b>	<b>95</b>	<b>85</b>	<b>10</b>	<b>101,881</b>	<b>835</b>	<b>704</b>	<b>131</b>	<b>4,598</b>	<b>1,330</b>	<b>777</b>	<b>553</b>	<b>1,000,000</b>	<b>9,772</b>
<b>Libya</b>	<b>25-Mar</b>	<b>77,823</b>	<b>4,221</b>	<b>5,485</b>	<b>-1,264</b>	<b>1,089</b>	<b>72</b>	<b>88</b>	<b>-16</b>	<b>48,914</b>	<b>4,781</b>	<b>4,014</b>	<b>767</b>	<b>27,820</b>	<b>-632</b>	<b>1,383</b>	<b>-2,015</b>	<b>399,586</b>	<b>58,153</b>
<b>Mauritania</b>	<b>14-Mar</b>	<b>8,128</b>	<b>176</b>	<b>132</b>	<b>44</b>	<b>169</b>	<b>4</b>	<b>0</b>	<b>4</b>	<b>7,591</b>	<b>67</b>	<b>45</b>	<b>22</b>	<b>368</b>	<b>105</b>	<b>87</b>	<b>18</b>	<b>98,641</b>	<b>21,215</b>
<b>Morocco</b>	<b>5-Mar</b>	<b>324,941</b>	<b>31,764</b>	<b>36,396</b>	<b>-4,632</b>	<b>5,316</b>	<b>537</b>	<b>507</b>	<b>30</b>	<b>270,457</b>	<b>31,859</b>	<b>28,797</b>	<b>3,062</b>	<b>49,168</b>	<b>-632</b>	<b>7,092</b>	<b>-7,724</b>	<b>3,796,876</b>	<b>102,867</b>
<b>Tunisia</b>	<b>5-Mar</b>	<b>88,711</b>	<b>8,307</b>	<b>9,285</b>	<b>-978</b>	<b>2,821</b>	<b>476</b>	<b>472</b>	<b>4</b>	<b>62,249</b>	<b>7,887</b>	<b>6,259</b>	<b>1,628</b>	<b>23,641</b>	<b>-56</b>	<b>2,554</b>	<b>-2,610</b>	<b>434,604</b>	<b>36,773</b>



.....: 7-day moving average

---

---

# **Southern Africa**

---

---

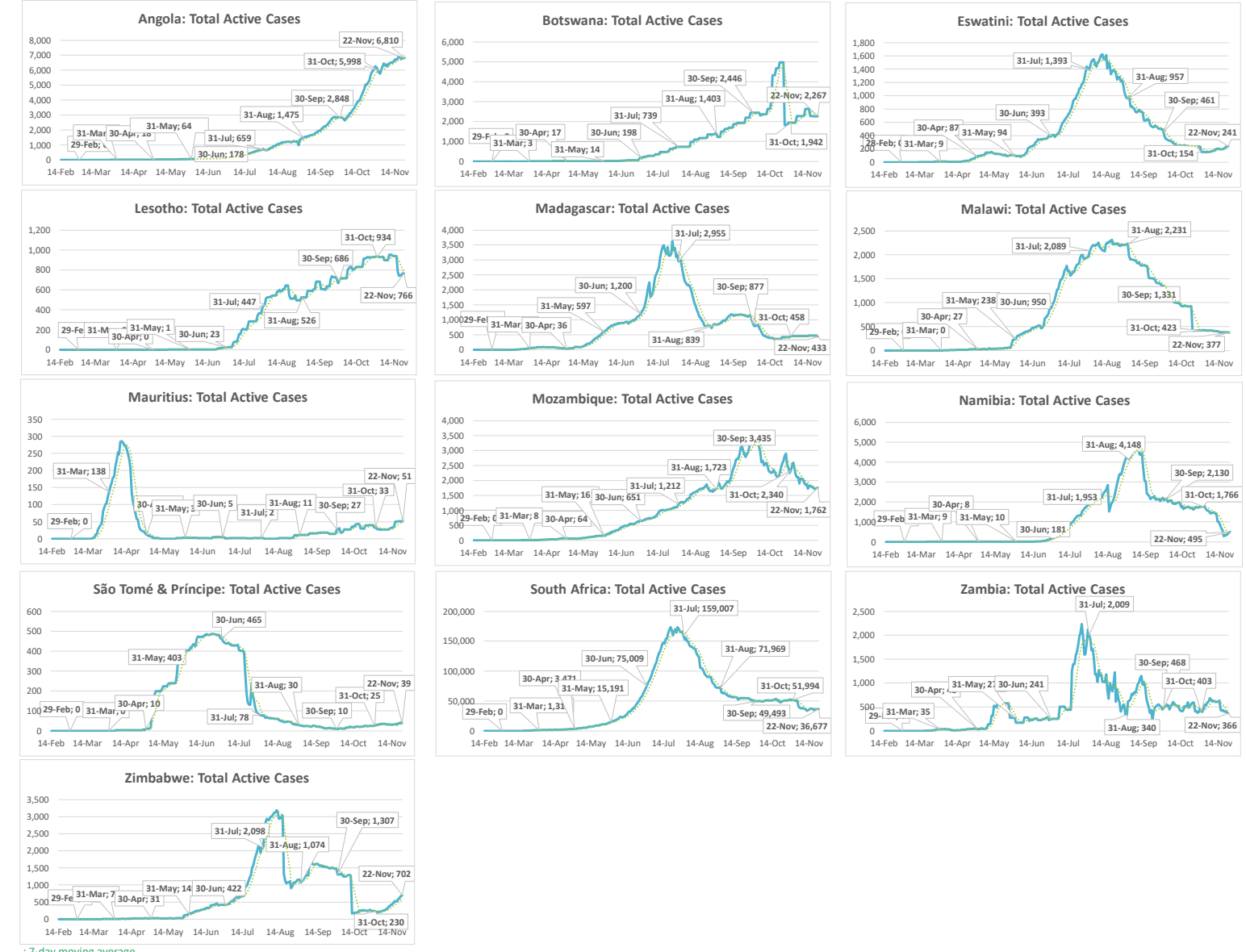
## Highlights of the Covid-19 Situation in Southern Africa as of November 22, 2020

- **As of Sunday, November 22, 2020, the number of total cases in the Southern Africa region reached 880,434.** The region reported 20,972 new cases in the review week, which is a 24.1% increase compared to the new cases reported in the preceding week. The total number of deaths reported reached 22,792, recording 717 new deaths in the review week. The number of total recovered cases reached 806,656, of which 21,594 were newly recovered cases during the review week. The total number of active cases stands at 50,986, which is a decline of 1,339 cases in the review week.
- **South Africa accounted for 87.2% of the total cases and 79.4% of the new cases in the region during the week under review.** Mauritius has the lowest number of total cases in the region at 494.
- **The average case fatality rate (CFR) for the region stands at 2.6%. The highest CFR in the region was reported in Malawi at 3.1% and the lowest in Botswana at 0.3%.**



**Summary of COVID-19 tracking in Southern Africa: Situation for the week ending 22 November 2020**

	Date of first case	Cases				Deaths				Recovered				Active				Test	
		Total cases	New cases for the week of	New cases for the week of	Weekly change	Total deaths	New deaths for the week of	New deaths for the week of	Weekly change from Previous week	Total Recovered	New recovered for the week of	New recovered for the week of	Weekly change from Previous week	Active cases	New active for the week of	New active for the week of	Weekly change from Previous week	Total tests	Tests Per million People
<b>Southern Africa</b>	5-Mar	<b>880,434</b>	<b>20,972</b>	<b>16,893</b>	<b>4,079</b>	<b>22,792</b>	<b>717</b>	<b>477</b>	<b>240</b>	<b>806,656</b>	<b>21,594</b>	<b>16,836</b>	<b>4,758</b>	<b>50,986</b>	<b>-1,339</b>	<b>-420</b>	<b>-919</b>	<b>7,297,658</b>	<b>34,232</b>
Angola	27-Mar	14,493	1,042	1,018	-24	337	15	15	0	7,346	902	545	357	6,810	125	458	-333	171,247	5,210
Botswana	16-Mar	9,594	1,369	390	979	31	4	0	-4	7,296	1,737	25	1,712	2,267	-372	365	-737	377,957	160,721
Eswatini	14-Mar	6,219	124	92	32	120	1	2	-1	5,858	79	55	24	241	44	35	9	61,064	52,634
Lesotho	13-May	2,086	45	74	-29	44	0	0	0	1,276	220	32	188	766	-175	42	-217	25,390	11,852
Madagascar	20-Mar	17,341	31	87	-56	251	1	1	0	16,657	65	76	-11	433	-35	10	-45	93,734	3,385
Malawi	2-Apr	6,003	38	14	-24	185	0	1	-1	5,441	42	51	-9	377	-4	-38	34	70,683	3,695
Mauritius	18-Mar	494	16	25	-9	10	0	0	0	433	2	15	-13	51	14	10	-4	289,552	227,677
Mozambique	27-Mar	15,037	589	680	-91	124	11	14	-3	13,151	646	900	-254	1,762	-68	-234	166	222,321	7,113
Namibia	14-Mar	13,865	357	297	60	145	7	4	-3	13,225	545	1,075	-530	495	-195	-782	587	147,690	58,125
São Tomé & Príncipe	6-Apr	979	14	3	11	17	1	0	1	923	6	5	1	39	7	-2	9	7,498	34,213
South Africa	5-Mar	767,679	16,655	13,746	2,909	20,903	662	432	230	710,099	16,632	13,779	2,853	36,677	-639	-465	-174	5,290,966	89,211
Zambia	18-Mar	17,424	301	169	132	357	4	4	0	16,701	564	187	377	366	-267	22	-245	366,969	19,961
Zimbabwe	25-Mar	9,220	391	298	93	268	11	4	7	8,250	154	91	63	702	226	203	23	172,587	11,612



.....: 7-day moving average

---

---

# **West Africa**

---

---

## **Highlights of the Covid-19 Situation in West Africa as of November 22, 2020**

- **As of Sunday, November 22, 2020, the number of total cases in the West Africa region reached 201,599.** The region reported 3,740 new cases in the review week, which is 2.6% higher compared to the new cases reported in the preceding week. The total number of deaths reported reached 2,842, recording 19 new deaths in the review week. The number of total recovered cases reached 189,911, of which 4,139 were newly recovered cases during the review week. The total number of active cases stands at 8,846, which is a decline of 418 cases in the review week.
- **Nigeria accounted for 32.9% of the total cases and 33.0% of the new cases in the region during the week under review.** Niger has the lowest number of total cases in the region at 1,368.
- **The average case fatality rate (CFR) for the region stands at 1.4%. The highest CFR in the region are reported in Liberia at 5.3% and the lowest in Côte d'Ivoire, Guinea and Ghana at 0.6%.**

Summary of COVID-19 tracking in West Africa: Situation for the week ending 22 November 2020

	Date of first case	Cases				Deaths				Recovered				Active				Test	
		Total cases	New cases for the week of	New cases for the week of	Weekly change	Total deaths	New deaths for the week of	New deaths for the week of	Weekly change from Previous week	Total Recovered	New recovered for the week of	New recovered for the week of	Weekly change from Previous week	Active cases	New active for the week of	New active for the week of	Weekly change from Previous week	Total tests	Tests Per million People
<b>West Africa</b>	28-Feb	201,599	3,740	3,644	96	2,842	19	31	-12	189,911	4,139	3,942	197	8,846	-418	-329	-89	2,912,417	7,332
<b>Benin</b>	16-Mar	2,916	72	99	-27	43	0	0	0	2,579	64	49	15	294	8	50	-42	294,009	24,252
<b>Burkina Faso</b>	9-Mar	2,735	94	72	22	68	0	1	-1	2,532	87	64	23	135	7	7	0	67,868	3,247
<b>Cabo Verde</b>	20-Mar	10,276	454	453	1	104	1	3	-2	9,730	510	755	-245	442	-57	-305	248	102,839	184,967
<b>Côte d'Ivoire</b>	11-Mar	21,138	162	144	18	131	3	2	1	20,798	151	139	12	209	8	3	5	210,236	7,970
<b>Gambia, The</b>	18-Mar	3,726	24	18	6	123	1	1	0	3,582	11	38	-27	21	12	-21	33	23,883	9,883
<b>Ghana</b>	12-Mar	50,874	751	1,021	-270	323	1	2	-1	49,405	1,077	602	475	1,146	-327	417	-744	575,991	18,537
<b>Guinea</b>	13-Mar	12,826	215	197	18	75	0	1	-1	11,838	687	334	353	913	-472	-138	-334	238,636	18,171
<b>Guinea-Bissau</b>	27-Mar	2,421	2	5	-3	43	0	1	-1	2,286	31	393	-362	92	-29	-389	360	29,037	14,755
<b>Liberia</b>	16-Mar	1,551	44	65	-21	82	0	0	0	1,331	17	4	13	138	27	61	-34	51,745	10,231
<b>Mali</b>	25-Mar	4,255	355	194	161	145	4	4	0	3,024	75	121	-46	1,086	276	69	207	91,737	4,530
<b>Niger</b>	20-Mar	1,368	61	64	-3	70	0	1	-1	1,166	18	4	14	132	43	59	-16	43,488	1,797
<b>Nigeria</b>	28-Feb	66,383	1,235	1,058	177	1,167	4	9	-5	62,076	1,003	1,163	-160	3,140	228	-114	342	743,298	3,606
<b>Senegal</b>	2-Mar	15,882	89	85	4	330	2	2	0	15,488	72	80	-8	64	15	3	12	235,696	14,077
<b>Sierra Leone</b>	31-Mar	2,405	14	10	4	74	0	0	0	1,828	8	8	0	503	6	2	4	62,071	7,781
<b>Togo</b>	6-Mar	2,843	168	159	9	64	3	4	-1	2,248	328	188	140	531	-163	-33	-130	141,883	17,138

