



AFRICAN DEVELOPMENT BANK GROUP

Weekly Data Flash on Covid-19 in Africa¹:

The situation as of Sunday, November 29, 2020

Statistics Department (ECST)

¹ This briefing note has been prepared by Roza Mamuye Bora, Senior Statistician; Anouar Chaouch, Statistician; Soumaila Karambiri, Statistical Assistant; Regis Hauhouot Stephane, Statistical Assistant and Desire Lakpa Guy, Statistical Assistant, under the supervision of Louis Kouakou, Division Manager ECST.1 and the guidance of Charles Leyeka Lufumpa, Director ECST.

For more information on Covid-19, please visit the Bank's Africa Information Highway
<https://africacovid.opendataforafrica.org/>.

Contents

	Page
Highlights of the Covid-19 Situation in Africa as of November 29, 2020	1
Data Annexes: Africa	3
Highlights of the Covid-19 Situation in Central Africa as of November 29, 2020	5
Data Annexes: Central Africa	6
Highlights of the Covid-19 Situation in East Africa as of November 29, 2020	8
Data Annexes: East Africa	9
Highlights of the Covid-19 Situation in North Africa as of November 29, 2020	11
Data Annexes: North Africa	12
Highlights of the Covid-19 Situation in Southern Africa as of November 29, 2020	14
Data Annexes: Southern Africa	15
Highlights of the Covid-19 Situation in West Africa as of November 29, 2020	17
Data Annexes: West Africa	18

Highlights of the Covid-19 Situation in Africa as of November 29, 2020²

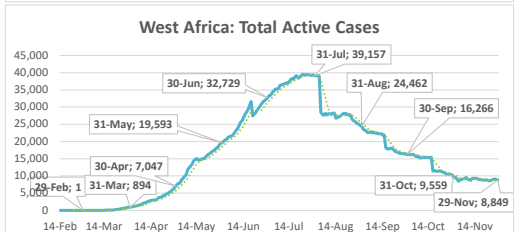
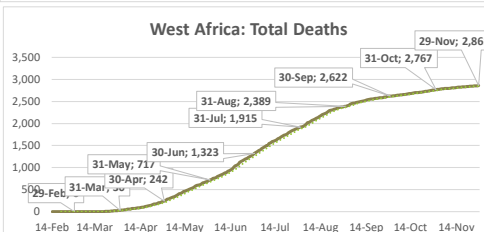
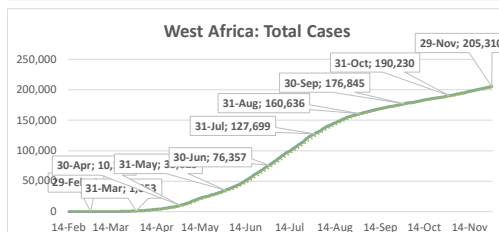
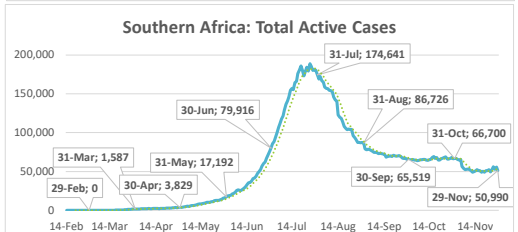
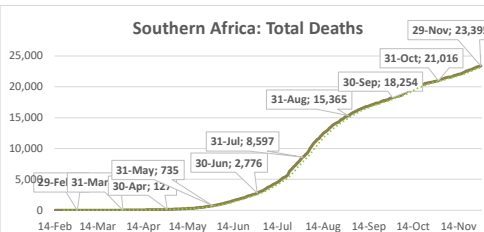
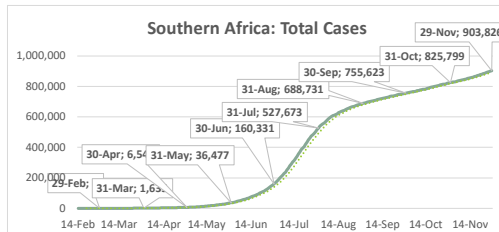
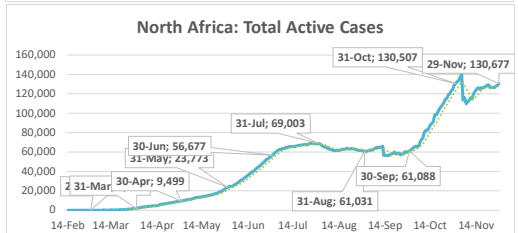
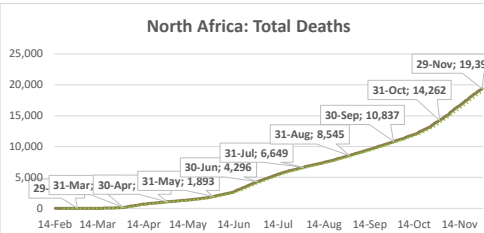
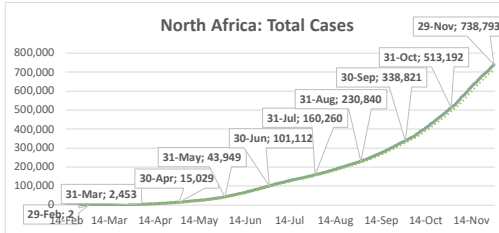
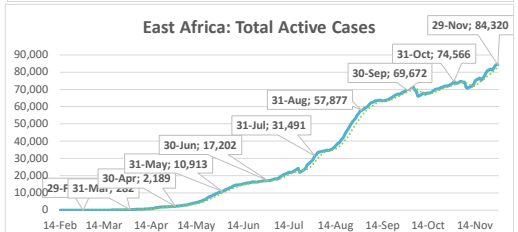
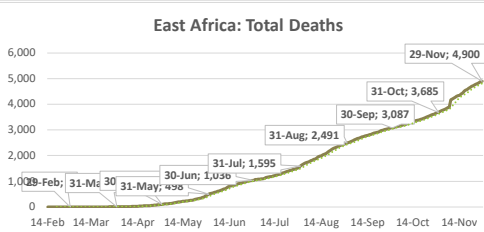
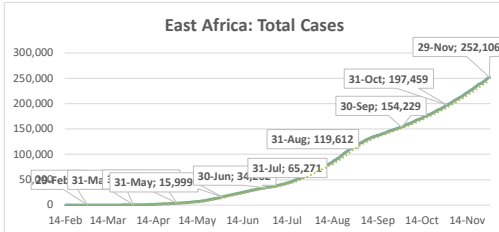
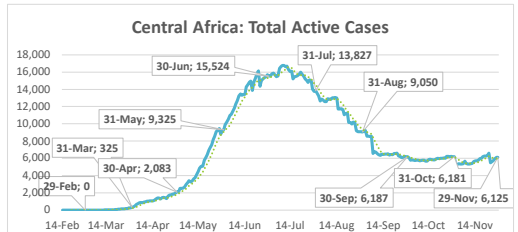
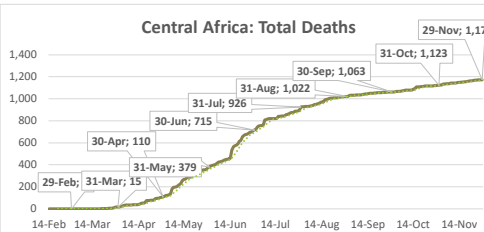
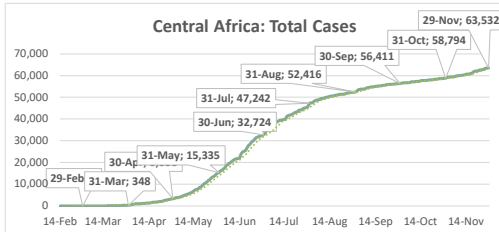
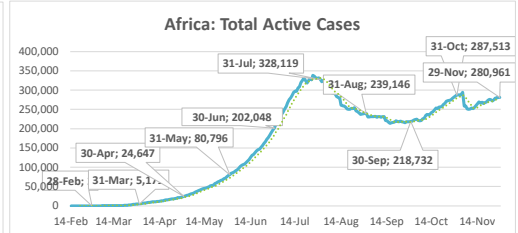
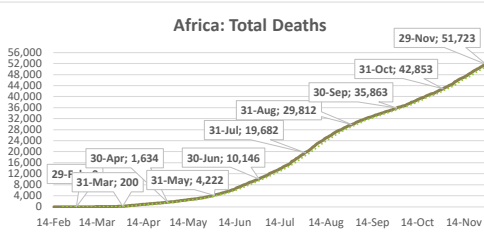
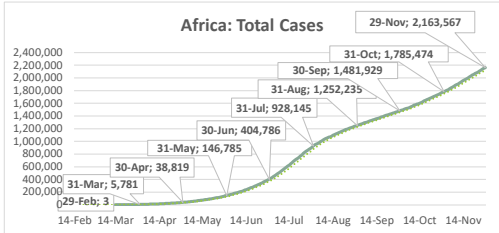
- **Globally, the total number of confirmed Covid-19 cases reached 62,736,160 as of November 29, 2020, the majority of which (27.4%) were in Europe, followed by Asia (26.5%), North America (24.9%) and South America (17.7%).** The number of new cases reported globally in the review week amounted to 4,120,326. To date, 40,174,305 cases have recovered, representing 64.0% of confirmed Covid-19 cases. The number of global deaths reached 1,459,243, of which 72,064 were recorded in the past week. The number of global active cases stands at 21,102,612.
- **Africa accounted for 3.4% of the total global cases, 3.5% of deaths, 4.6% of recovered cases and 1.3% of active cases as of November 29, 2020.**
- **As of Sunday November 29, 2020, more than 22.0 million tests for Covid-19 had been administered in Africa, of which over 0.7 million were reported in the week under review.** The majority (24.4%) of these tests were conducted in South Africa, followed by Morocco (17.9%), Ethiopia (7.4%), Egypt (4.5%), Kenya (4.0%), Nigeria (3.4%), Cameroon (3.0%), Rwanda (2.8%) and Uganda (2.8%) which collectively accounted for 70.3% of the tests conducted in Africa.
- **Considering tests in relation to population size, Mauritius leads with 236,950 tests per 1 million people,** followed by Cabo Verde (187,028), Botswana (173,062), Seychelles (157,504) Gabon (133,638), Morocco (106,727), Djibouti (92,939) and South Africa (90,764). The average tests per 1 million people in Africa, stands at 16,477, which is an increase of 3.5% over the past week.
- **As of November 29, 2020, the total number of confirmed cases in Africa reached 2,163,567.** The majority of these cases (41.8%) were reported in Southern Africa, followed by North Africa at 34.1%, East Africa at 11.7%, West Africa at 9.5% and Central Africa at 2.9%. Southern Africa accounted for the highest number of cases, with 87.2% of those cases reported in the nation of South Africa. On the other hand, the rest of Southern African countries are among the least affected in Africa collectively accounting for 5.4% of the confirmed cases in Africa.
- **South Africa (36.4%), Morocco (16.4%), Egypt (5.3%), Ethiopia (5.1%), Tunisia (4.4%), Kenya (3.9%), Libya (3.8%), Algeria (3.8%), Nigeria (3.1%) and Ghana (2.4%) together account for 84.6% of the cases in Africa, as of November 29, 2020.** Five countries with the lowest number of cases are the Seychelles, Mauritius, Eritrea, Comoros and Burundi; cases ranging between 173 in Seychelles and 681 in Burundi and collectively accounting for 0.1% of the confirmed cases in Africa. Considering population size, Cabo Verde, South Africa, Libya, Morocco and Tunisia are the five countries with the highest number of confirmed cases per million people; rates ranging from 19,540 in Cabo Verde to 8,230 in Tunisia.

² Tanzania has not released data on Covid-19 since May 08, 2020.

- **In the week under review, a total of 93,405 new cases were reported in Africa, which is a 0.9% decline compared to the new cases recorded in the previous week. These new cases in Africa account for 2.3% of the weekly new cases recorded globally.** The North Africa region accounted for 54.9% of the weekly new cases in Africa, followed by Southern Africa (25.0%), East Africa (14.6%), West Africa (4.0%), and Central Africa (1.5%).
- **As of November 29, 2020, a total of 51,723 deaths had been reported in Africa since the start of the pandemic, of which 45.2% were in Southern Africa, 37.5% in North Africa, 9.5% in East Africa, 5.5% in West Africa and 2.3% in Central Africa.** South Africa, Egypt, Morocco, Tunisia and Algeria are the five countries with the highest reported deaths due to Covid-19; deaths ranging between 21,477 in South Africa and 2,410 in Algeria. A total of 2,005 new deaths were reported in Africa in the week under review, which is a decline of 14.9% compared to the preceding week. As of November 29, 2020, Eritrea and the Seychelles are the only countries in Africa not to have reported any deaths since the onset of the pandemic.
- **The case fatality rate (CFR), deaths per confirmed cases, for Africa stands at 2.4% in the review period, slightly higher than the global average of 2.3.** The CFR in Africa has stayed unchanged at 2.4% since August 2020, while the global average CFR has been on a continuous decline. Regionally, West Africa has the lowest CFR at 1.4%, followed by Central Africa at 1.8% and East Africa at 1.9%, while North Africa and Southern Africa at 2.6% recorded higher CFR than the African average. As of November 29, 2020, higher than Africa average CFRs were recorded in sixteen African countries, namely Sudan (7.1%), Chad (6.0%), Egypt (5.7%), Liberia (5.2%), Niger (4.6%), Mali (3.2%), The Gambia (3.3%), Tunisia (3.3%), Sierra Leone (3.1%), Malawi (3.1%), Algeria (2.9%), Zimbabwe (2.8%), DRC (2.6%), South Africa (2.7%), Burkina Faso (2.4%) and Somalia (2.5%).
- **As of November 29, 2020, the number of recovered cases in Africa reached 1,830,883, which is 84.6% of its total confirmed cases.** West Africa (94.3%), Southern Africa (91.8%), and Central Africa (88.5%) have recorded higher recovery rates than the average for Africa, while North Africa (79.7%) and East Africa (64.6%) showed relatively lower recovery rates. In the week under review, 86,793 newly recovered cases were reported.
- **As of November 29, 2020, the total number of active cases in Africa stands at 280,961, which is an increase of 4,607 cases over the previous week.** Seven countries, namely Morocco (45,700), Ethiopia (38,519), South Africa (35,592), Libya (27,998), Kenya (26,889), Algeria (26,607) and Tunisia (23,408) jointly accounted for 80.0% of the active cases as of November 29, 2020.
- **From a regional perspective, North Africa accounts for 46.5% of active cases in Africa;** East Africa (30.0%), Southern Africa (18.1%), West Africa (3.1%) and Central Africa (2.2%). Taken together North and East Africa account for about 76.5% of all active cases in Africa.

Summary of COVID-19 tracking in Africa: Situation for the week ending 29 November 2020

	Date of first case	Cases				Deaths				Recovered				Active				Test	
		Total cases	New cases for the week of	New cases for the week of	Weekly change from Previous week	Total deaths	New deaths for the week of	New deaths for the week of	Weekly change from Previous week	Total Recovered	New recovered for the week of	New recovered for the week of	Weekly change from Previous week	Active cases	New active for the week of	New active for the week of	Weekly change from Previous week	Total tests	Tests Per million People
			29 Nov.	22 Nov.	29 Nov.		22 Nov.	29 Nov.	22 Nov.		29 Nov.	22 Nov.	29 Nov.		22 Nov.	29 Nov.	22 Nov.		
World	31-Dec	62,736,160	4,120,326	4,246,225	-125,899	1,459,243	72,064	70,048	2,016	40,174,305	2,649,276	2,523,357	125,919	21,102,612	1,398,986	1,652,820	-253,834	998,459,538	128,093
Africa	14-Feb	2,163,567	93,405	94,242	-837	51,723	2,005	2,356	-351	1,830,883	86,793	84,935	1,858	280,961	4,607	6,951	-2,344	22,060,141	16,477
Central Africa	6-Mar	63,532	1,378	1,524	-146	1,172	9	12	-3	56,235	1,527	946	581	6,125	-158	566	-724	1,242,923	8,484
East Africa	13-Mar	252,106	13,623	14,095	-472	4,900	194	306	-112	162,886	9,957	8,666	1,291	84,320	3,472	5,123	-1,651	4,148,298	11,048
North Africa	14-Feb	738,793	51,301	53,911	-2,610	19,395	1,180	1,302	-122	588,721	48,835	49,590	-755	130,677	1,286	3,019	-1,733	6,160,396	29,842
Southern Africa	5-Mar	903,826	23,392	20,972	2,420	23,395	603	717	-114	829,441	22,785	21,594	1,191	50,990	4	-1,339	1,343	7,488,032	35,125
West Africa	28-Feb	205,310	3,711	3,740	-29	2,861	19	19	0	193,600	3,689	4,139	-450	8,849	3	-418	421	3,020,492	7,604



.....: 7-day moving average

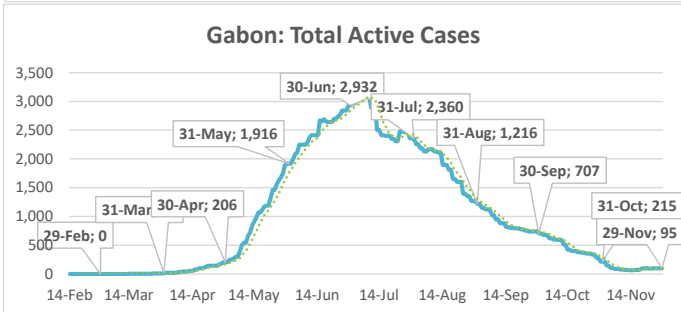
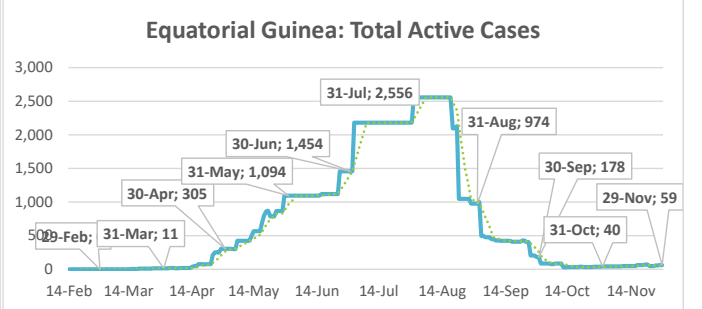
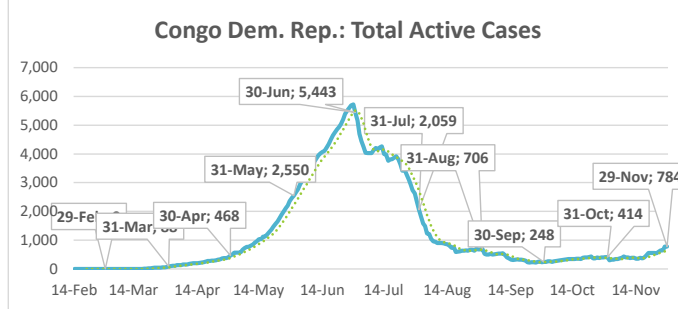
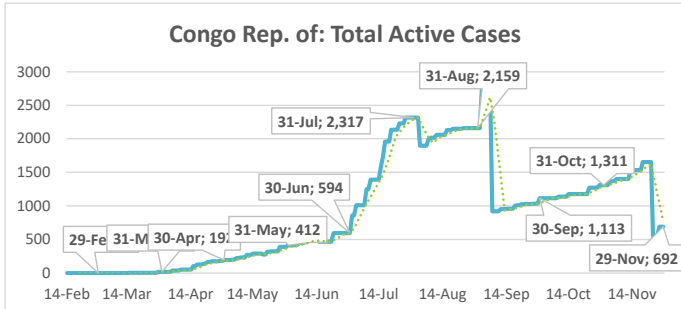
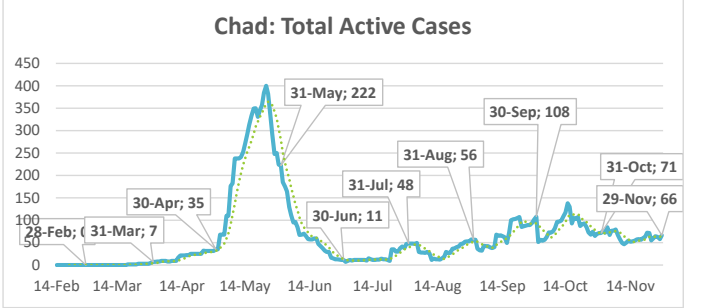
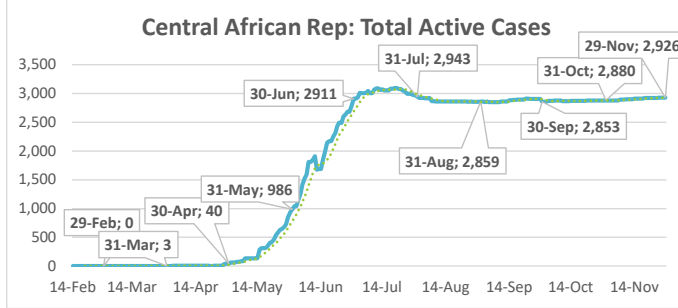
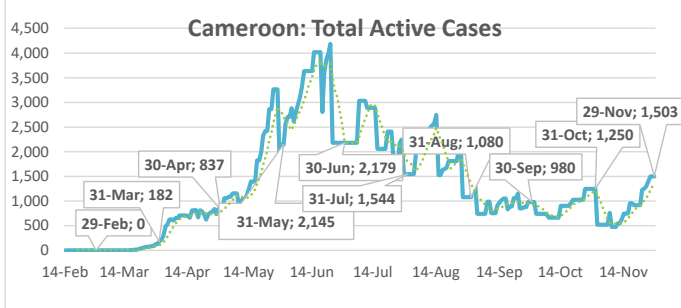
Central Africa

Highlights of the Covid-19 Situation in Central Africa as of November 29, 2020

- **As of Sunday, November 29, 2020, the number of total cases in the Central Africa region reached 63,532.** The region reported 1,378 new cases in the review week, which is a 9.6% increase compared to the new cases reported in the preceding week. The total number of deaths reported reached 1,172, recording 9 new deaths in the review week. The number of total recovered cases reached 56,235, of which 1,527 were newly recovered cases during the review week. The total number of active cases stands at 6,125, which is a decline of 158 cases in the review week.
- **Cameroon accounted for 38.0% of the total cases and 42.7% of the new cases in the region during the week under review.** Chad has the lowest number of total cases in the region at 1,682.
- **The average case fatality rate (CFR) for the region stands at 1.8%. The highest CFR in the region was reported in Chad at 6.0% and the lowest in Gabon at 0.6%.**

Summary of COVID-19 tracking in Central Africa: Situation for the week ending 29 November 2020

	Date of first case	Cases				Deaths				Recovered				Active				Test	
		Total cases	New cases for the week of	New cases for the week of	Weekly change	Total deaths	New deaths for the week of	New deaths for the week of	Weekly change from Previous week	Total Recovered	New recovered for the week of	New recovered for the week of	Weekly change from Previous week	Active cases	New active for the week of	New active for the week of	Weekly change from Previous week	Total tests	Tests Per million People
			29 Nov.	22 Nov.			29 Nov.	22 Nov.			29 Nov.	22 Nov.			29 Nov.	22 Nov.			
Central Africa	6-Mar	63,532	1,378	1,524	-146	1,172	9	12	-3	56,235	1,527	946	581	6,125	-158	566	-724	1,242,923	8,484
Cameroon	6-Mar	24,117	589	836	-247	437	2	2	0	22,177	0	667	-667	1,503	587	167	420	659,314	24,837
Central African Rep.	15-Mar	4,913	2	11	-9	63	0	0	0	1,924	0	0	0	2,926	2	11	-9	34,026	7,045
Chad	19-Mar	1,682	40	45	-5	101	0	0	0	1,515	46	26	20	66	-6	19	-25	54,055	3,291
Congo Rep. of	15-Mar	5,774	142	117	25	94	1	1	0	4,988	1,101	0	1,101	692	-960	116	-1,076	48,174	8,730
Congo Dem. Rep.	10-Mar	12,702	522	420	102	333	6	8	-2	11,585	285	214	71	784	231	198	33	79,566	888
Equatorial Guinea	14-Mar	5,153	23	26	-3	85	0	0	0	5,009	34	2	32	59	-11	24	-35	70,345	50,140
Gabon	12-Mar	9,191	60	69	-9	59	0	1	-1	9,037	61	37	24	95	-1	31	-32	297,443	133,638



.....: 7-day moving average

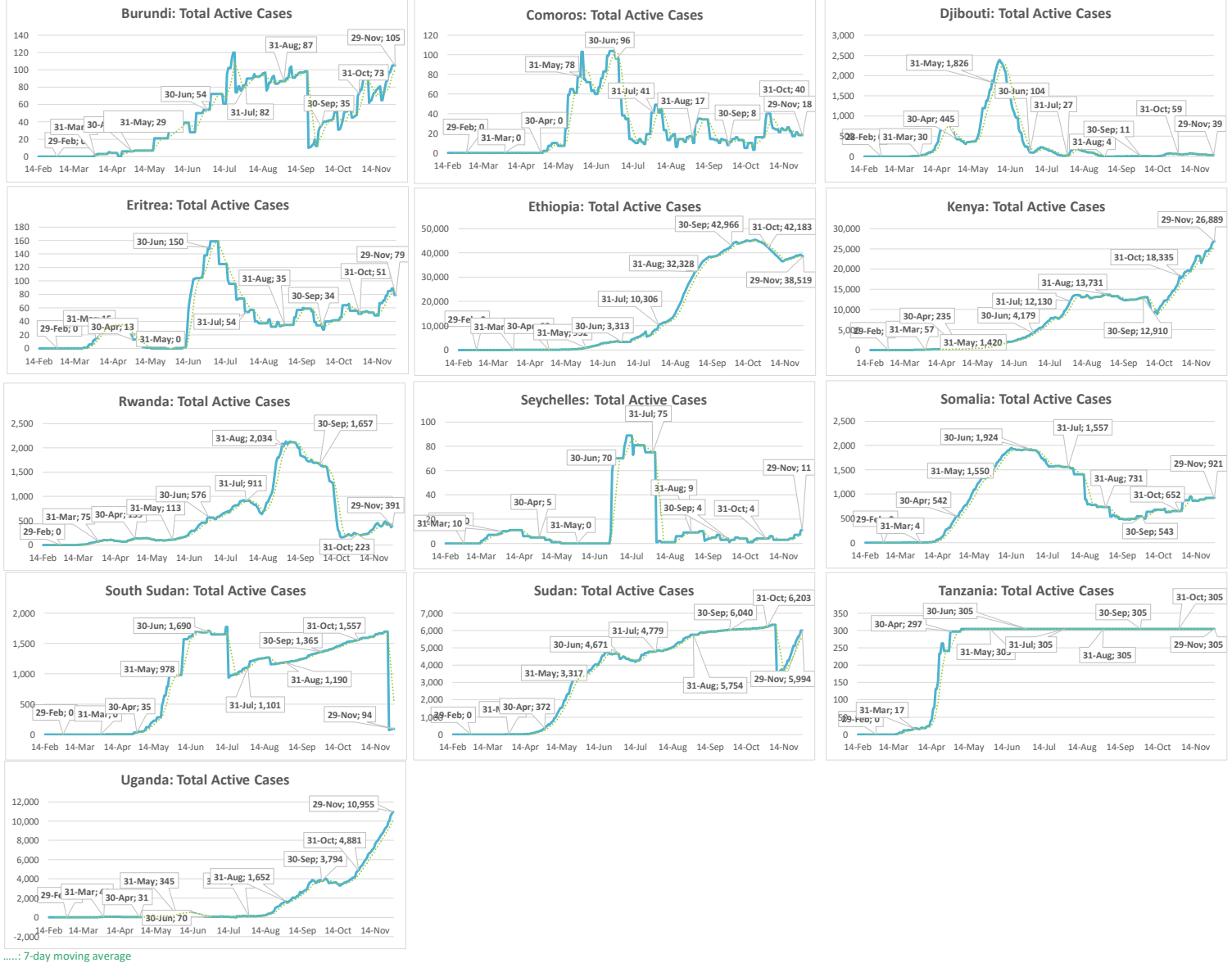
East Africa

Highlights of the Covid-19 Situation in East Africa as of November 29, 2020

- **As of Sunday, November 29, 2020, the number of total cases in the East Africa region reached 252,106.** The region reported 13,623 new cases in the review week, which is a 3.4% decline compared to the number of new cases reported in the preceding week. The total number of deaths reported reached 4,900, recording 194 new deaths in the review week. The number of total recovered cases reached 162,886, of which 9,957 were newly recovered cases during the review week. The total number of active cases stands at 84,320, which is an increase of 3,472 cases in the review week.
- **Ethiopia accounted for 43.4% of the total cases, while Kenya accounted for 43.6% of the new cases in the region during the week under review.** Seychelles has the lowest number of total cases in the region at 173.
- **The average case fatality rate (CFR) for the region stands at 1.9%. The highest CFR in the region was reported in Sudan at 7.1% and the lowest in Eritrea and Seychelles, where no deaths have been reported to date.**

Summary of COVID-19 tracking in East Africa: Situation for the week ending 29 November 2020

	Date of first case	Cases				Deaths				Recovered				Active				Test	
		Total cases	New cases for the week of	New cases for the week of	Weekly change	Total deaths	New deaths for the week of	New deaths for the week of	Weekly change from Previous week	Total Recovered	New recovered for the week of	New recovered for the week of	Weekly change from Previous week	Active cases	New active for the week of	New active for the week of	Weekly change from Previous week	Total tests	Tests Per million People
East Africa	13-Mar	252,106	13,623	14,095	-472	4,900	194	306	-112	162,886	9,957	8,666	1,291	84,320	3,472	5,123	-1,651	4,148,298	11,048
Burundi	31-Mar	681	19	34	-15	1	0	0	0	575	0	26	-26	105	19	8	-11	62,215	5,232
Comoros	2-May	611	15	17	-2	7	0	0	0	586	14	23	-9	18	1	-6	-7	6,227	7,161
Djibouti	18-Mar	5,677	9	19	-10	61	0	0	0	5,577	22	30	-8	39	-13	-11	-2	91,824	92,939
Eritrea	21-Mar	577	26	58	-32	0	0	0	0	498	25	29	-4	79	1	-29	-28	21,655	6,106
Ethiopia	13-Mar	109,534	3,749	3,065	684	1,700	53	78	-25	69,315	3,624	1,825	1,799	38,519	72	1,162	-1,090	1,631,912	14,195
Kenya	13-Mar	83,316	5,944	7,127	-1,183	1,452	72	111	-39	54,975	3,468	5,741	-2,273	26,889	2,404	1,275	1,129	885,933	16,476
Rwanda	14-Mar	5,919	254	210	44	48	1	2	-1	5,480	316	169	147	391	-63	39	-102	624,115	48,186
Seychelles	15-Mar	173	10	3	7	0	0	0	0	162	3	2	1	11	7	1	6	15,490	157,504
Somalia	16-Mar	4,451	6	144	-138	113	0	6	-6	3,417	5	82	-77	921	1	56	-55	26,504	1,668
South Sudan	5-Apr	3,109	62	44	18	61	1	1	0	2,954	1,664	0	1,664	94	-1,603	43	-1,646	58,576	5,233
Sudan	13-Mar	17,404	1,352	1,426	-74	1,235	38	81	-43	10,175	438	166	272	5,994	876	1,179	-303	95,990	2,189
Tanzania	16-Mar	509	21	183	305	3,880	65
Uganda	21-Mar	20,145	2,177	1,948	229	201	29	27	2	8,989	378	573	-195	10,955	1,770	1,348	422	623,977	13,642



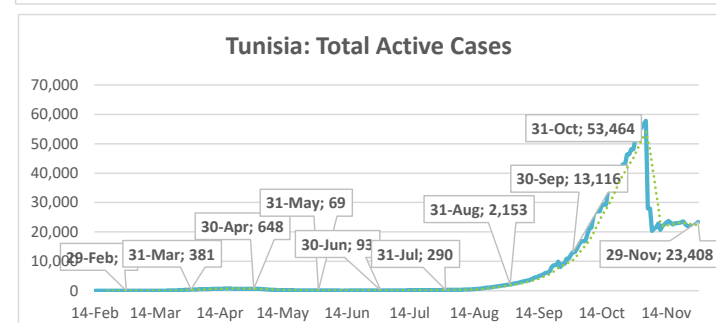
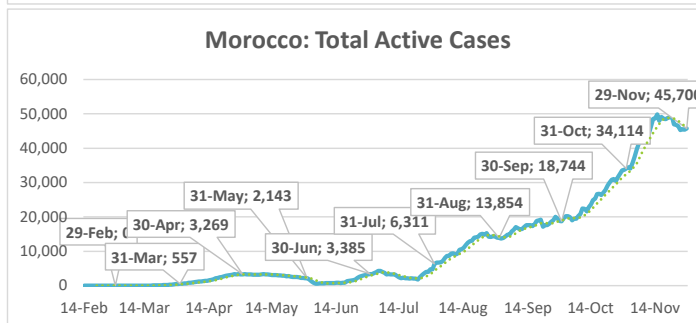
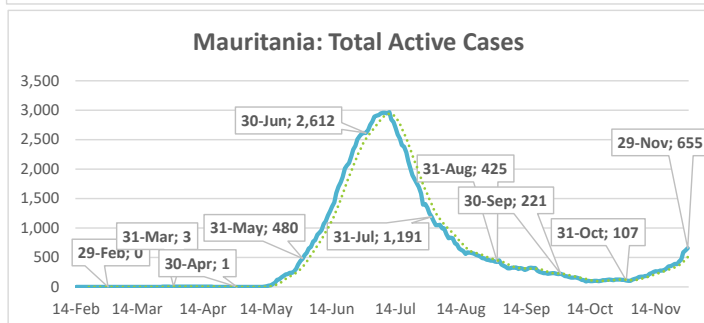
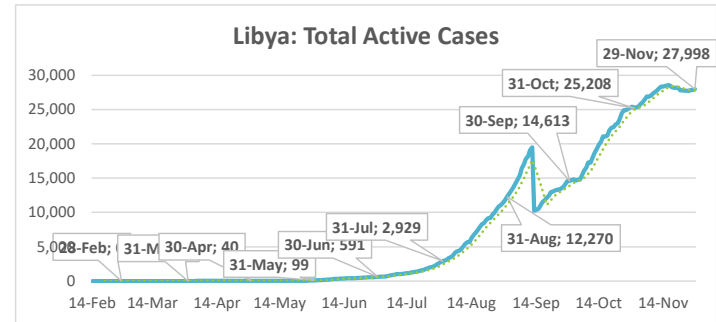
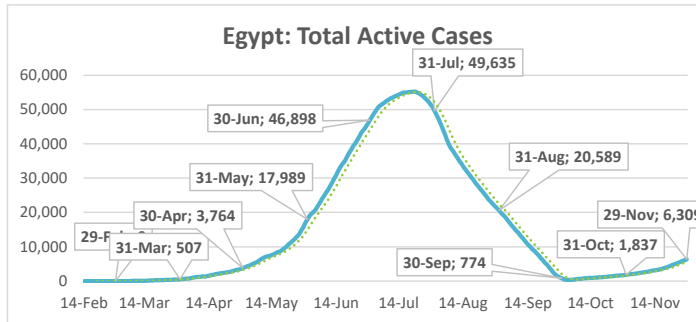
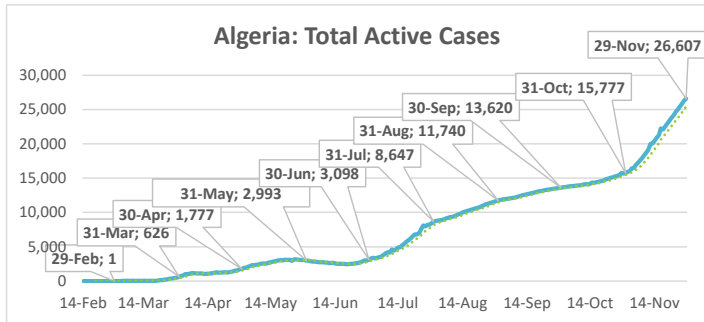
North Africa

Highlights of the Covid-19 Situation in North Africa as of November 29, 2020

- **As of Sunday, November 29, 2020, the number of total cases in the North Africa region reached 738,793.** The region reported 51,301 new cases in the review week, which is 4.8% lower compared to the new cases reported in the preceding week. The total number of deaths reported reached 19,395, recording 1,180 new deaths in the review week. The number of total recovered cases reached 588,721, of which 48,835 were newly recovered cases during the review week. The total number of active cases stands at 130,677, which is an increase of 1,286 cases in the review week.
- **Morocco accounted for 47.9% of the total cases and 56.3% of the new cases in the region during the week under review.** Mauritania has the lowest number of total cases in the region at 8,547.
- **The average case fatality rate (CFR) for the region stands at 2.6%. The highest CFR in the region was reported in Egypt at 5.7% and the lowest in Libya at 1.4%.**

Summary of COVID-19 tracking in North Africa: Situation for the week ending 29 November 2020

	Date of first case	Cases				Deaths				Recovered				Active				Test	
		Total cases	New cases for the week of	New cases for the week of	Weekly change	Total deaths	New deaths for the week of	New deaths for the week of	Weekly change from Previous week	Total Recovered	New recovered for the week of	New recovered for the week of	Weekly change from Previous week	Active cases	New active for the week of	New active for the week of	Weekly change from Previous week	Total tests	Tests Per million People
			29 Nov.	22 Nov.			29 Nov.	22 Nov.			29 Nov.	22 Nov.			29 Nov.	22 Nov.			
North Africa	14-Feb	738,793	51,301	53,911	-2,610	19,395	1,180	1,302	-122	588,721	48,835	49,590	-755	130,677	1,286	3,019	-1,733	6,160,396	29,842
Algeria	26-Feb	82,221	7,359	7,183	176	2,410	138	118	20	53,204	4,410	4,161	249	26,607	2,811	2,904	-93	230,553	5,258
Egypt	14-Feb	115,541	2,514	2,260	254	6,636	88	95	-7	102,596	715	835	-120	6,309	1,711	1,330	381	1,000,000	9,772
Libya	25-Mar	82,430	4,607	4,221	386	1,166	77	72	5	53,266	4,352	4,781	-429	27,998	178	-632	810	427,996	62,288
Mauritania	14-Mar	8,547	419	176	243	175	6	4	2	7,717	126	67	59	655	287	105	182	103,754	22,314
Morocco	5-Mar	353,803	28,862	31,764	-2,902	5,789	473	537	-64	302,314	31,857	31,859	-2	45,700	-3,468	-632	-2,836	3,939,350	106,727
Tunisia	5-Mar	96,251	7,540	8,307	-767	3,219	398	476	-78	69,624	7,375	7,887	-512	23,408	-233	-56	-177	458,743	38,815



.....: 7-day moving average

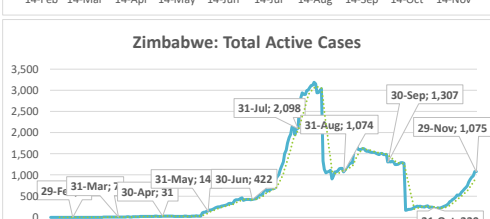
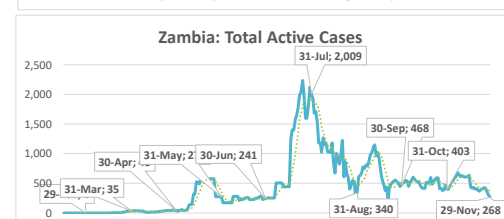
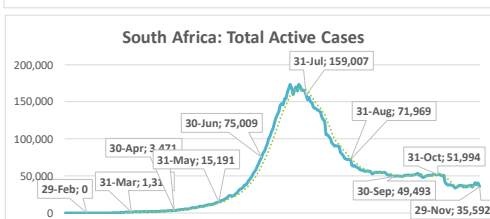
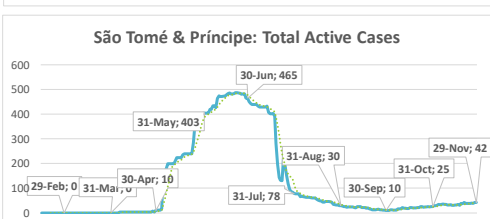
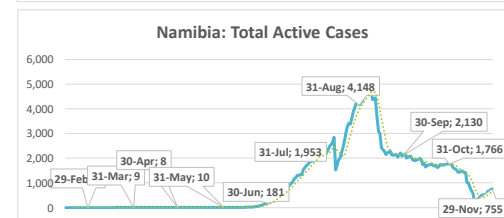
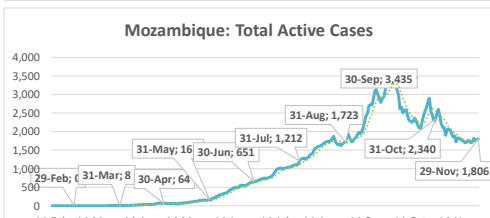
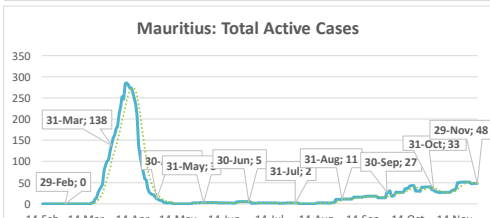
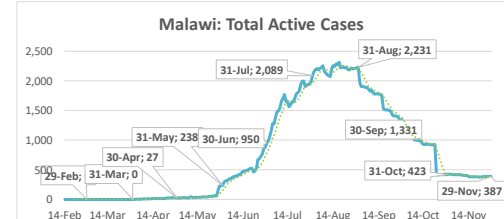
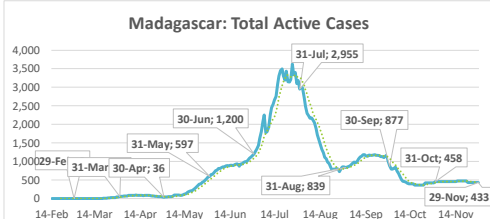
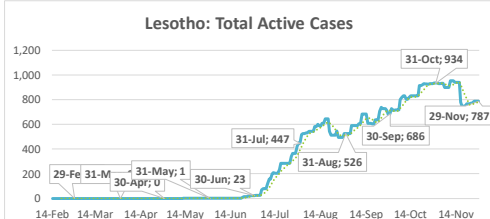
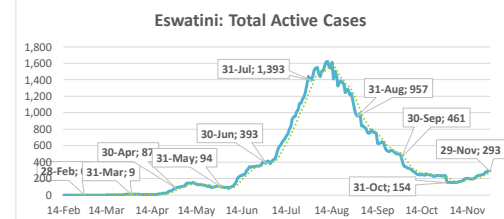
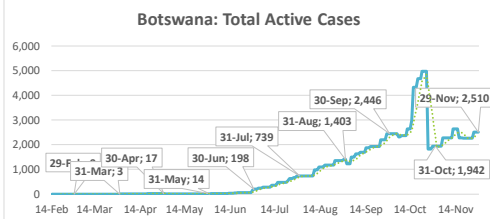
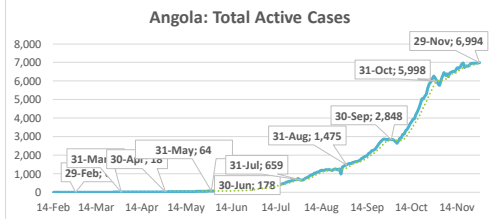
Southern Africa

Highlights of the Covid-19 Situation in Southern Africa as of November 29, 2020

- **As of Sunday, November 29, 2020, the number of total cases in the Southern Africa region reached 903,826.** The region reported 23,392 new cases in the review week, which is an 11.5% increase compared to the new cases reported in the preceding week. The total number of deaths reported reached 23,395, recording 603 new deaths in the review week. The number of total recovered cases reached 829,441, of which 22,785 were newly recovered cases during the review week. The total number of active cases stands at 50,990, which is an increase of 4 cases in the review week.
- **South Africa accounted for 87.2% of the total cases and 85.6% of the new cases in the region during the week under review.** Mauritius has the lowest number of total cases in the region at 501.
- **The average case fatality rate (CFR) for the region stands at 2.6%. The highest CFR in the region was reported in Malawi at 3.1% and the lowest in Botswana at 0.3%.**

Summary of COVID-19 tracking in Southern Africa: Situation for the week ending 29 November 2020

	Date of first case	Cases				Deaths				Recovered				Active				Test	
		Total cases	New cases for the week of	New cases for the week of	Weekly change	Total deaths	New deaths for the week of	New deaths for the week of	Weekly change from Previous week	Total Recovered	New recovered for the week of	New recovered for the week of	Weekly change from Previous week	Active cases	New active for the week of	New active for the week of	Weekly change from Previous week	Total tests	Tests Per million People
Southern Africa	5-Mar	903,826	23,392	20,972	2,420	23,395	603	717	-114	829,441	22,785	21,594	1,191	50,990	4	-1,339	1,343	7,488,032	35,125
Angola	27-Mar	15,103	610	1,042	-432	346	9	15	-6	7,763	417	902	-485	6,994	184	125	59	171,247	5,210
Botswana	16-Mar	10,258	664	1,369	-705	31	0	4	-4	7,717	421	1,737	-1,316	2,510	243	-372	615	406,978	173,062
Eswatini	14-Mar	6,410	191	124	67	121	1	1	0	5,996	138	79	59	293	52	44	8	62,213	53,624
Lesotho	13-May	2,109	23	45	-22	44	0	0	0	1,278	2	220	-218	787	21	-175	196	25,687	11,991
Madagascar	20-Mar	17,341	0	31	-31	251	0	1	-1	16,657	0	65	-65	433	0	-35	35	93,734	3,385
Malawi	2-Apr	6,025	22	38	-16	185	0	0	0	5,453	12	42	-30	387	10	-4	14	73,576	3,846
Mauritius	18-Mar	501	7	16	-9	10	0	0	0	443	10	2	8	48	-3	14	-17	301,345	236,950
Mozambique	27-Mar	15,613	576	589	-13	130	6	11	-5	13,677	526	646	-120	1,806	44	-68	112	230,490	7,374
Namibia	14-Mar	14,345	480	357	123	151	6	7	-1	13,439	214	545	-331	755	260	-195	455	155,543	61,216
São Tomé & Príncipe	6-Apr	989	10	14	-4	17	0	1	-1	930	7	6	1	42	3	7	-4	7,498	34,213
South Africa	5-Mar	787,702	20,023	16,655	3,368	21,477	574	662	-88	730,633	20,534	16,632	3,902	35,592	-1,085	-639	-446	5,383,078	90,764
Zambia	18-Mar	17,608	184	301	-117	357	0	4	-4	16,983	282	564	-282	268	98	-267	169	399,492	21,730
Zimbabwe	25-Mar	9,822	602	391	211	275	7	11	-4	8,472	222	154	68	1,075	373	226	147	177,151	11,919



.....: 7-day moving average

West Africa

Highlights of the Covid-19 Situation in West Africa as of November 29, 2020

- **As of Sunday, November 29, 2020, the number of total cases in the West Africa region reached 205,310.** The region reported 3,711 new cases in the review week, which is 0.8% lower compared to the new cases reported in the preceding week. The total number of deaths reported reached 2,861, recording 19 new deaths in the review week. The number of total recovered cases reached 193,600, of which 3,689 were newly recovered cases during the review week. The total number of active cases stands at 8,849, which is an increase of 3 cases in the review week.
- **Nigeria accounted for 32.8% of the total cases and 27.7% of the new cases in the region during the week under review.** Niger has the lowest number of total cases in the region at 1,516.
- **The average case fatality rate (CFR) for the region stands at 1.4%. The highest CFR in the region are reported in Liberia at 5.2% and the lowest in Côte d'Ivoire, Guinea and Ghana at 0.6%.**

Summary of COVID-19 tracking in West Africa: Situation for the week ending 29 November 2020

	Date of first case	Cases				Deaths				Recovered				Active				Test	
		Total cases	New cases for the week of	New cases for the week of	Weekly change	Total deaths	New deaths for the week of	New deaths for the week of	Weekly change from Previous week	Total Recovered	New recovered for the week of	New recovered for the week of	Weekly change from Previous week	Active cases	New active for the week of	New active for the week of	Weekly change from Previous week	Total tests	Tests Per million People
West Africa	28-Feb	205,310	3,711	3,740	-29	2,861	19	19	0	193,600	3,689	4,139	-450	8,849	3	-418	421	3,020,492	7,604
Benin	16-Mar	2,974	58	72	-14	43	0	0	0	2,819	240	64	176	112	-182	8	-190	326,929	26,967
Burkina Faso	9-Mar	2,856	121	94	27	68	0	0	0	2,593	61	87	-26	195	60	7	53	70,510	3,373
Cabo Verde	20-Mar	10,747	471	454	17	105	1	1	0	10,229	499	510	-11	413	-29	-57	28	103,985	187,028
Côte d'Ivoire	11-Mar	21,310	172	162	10	131	0	3	-3	20,947	149	151	-2	232	23	8	15	217,462	8,244
Gambia, The	18-Mar	3,734	8	24	-16	123	0	1	-1	3,591	9	11	-2	20	-1	12	-13	24,868	10,290
Ghana	12-Mar	51,569	695	751	-56	323	0	1	-1	50,450	1,045	1,077	-32	796	-350	-327	-23	591,185	19,026
Guinea	13-Mar	13,039	213	215	-2	76	1	0	1	11,982	144	687	-543	981	68	-472	540	252,463	19,224
Guinea-Bissau	27-Mar	2,422	1	2	-1	43	0	0	0	2,309	23	31	-8	70	-22	-29	7	29,983	15,235
Liberia	16-Mar	1,595	44	44	0	83	1	0	1	1,343	12	17	-5	169	31	27	4	51,745	10,231
Mali	25-Mar	4,688	433	355	78	152	7	4	3	3,178	154	75	79	1,358	272	276	-4	98,636	4,871
Niger	20-Mar	1,516	148	61	87	70	0	0	0	1,207	41	18	23	239	107	43	64	44,950	1,857
Nigeria	28-Feb	67,412	1,029	1,235	-206	1,173	6	4	2	63,055	979	1,003	-24	3,184	44	228	-184	756,237	3,669
Senegal	2-Mar	16,075	193	89	104	333	3	2	1	15,597	109	72	37	145	81	15	66	241,301	14,411
Sierra Leone	31-Mar	2,411	6	14	-8	74	0	0	0	1,836	8	8	0	501	-2	6	-8	62,071	7,781
Togo	6-Mar	2,962	119	168	-49	64	0	3	-3	2,464	216	328	-112	434	-97	-163	66	148,167	17,897

