



AFRICAN DEVELOPMENT BANK GROUP

Weekly Data Flash on Covid-19 in Africa¹:

The situation as of Sunday, December 6, 2020

Statistics Department (ECST)

¹ This briefing note has been prepared by Roza Mamuye Bora, Senior Statistician; Anouar Chaouch, Statistician; Soumaila Karambiri, Statistical Assistant; Regis Hauhouot Stephane, Statistical Assistant and Desire Lakpa Guy, Statistical Assistant, under the supervision of Louis Kouakou, Division Manager ECST.1 and the guidance of Charles Leyeka Lufumpa, Director ECST.

For more information on Covid-19, please visit the Bank's Africa Information Highway
<https://africacovid.opendataforafrica.org/>.

Contents

	Page
Highlights of the Covid-19 Situation in Africa as of December 6, 2020	1
Data Annexes: Africa	3
Highlights of the Covid-19 Situation in Central Africa as of December 6, 2020	5
Data Annexes: Central Africa	6
Highlights of the Covid-19 Situation in East Africa as of December 6, 2020	8
Data Annexes: East Africa	9
Highlights of the Covid-19 Situation in North Africa as of December 6, 2020	11
Data Annexes: North Africa	12
Highlights of the Covid-19 Situation in Southern Africa as of December 6, 2020	14
Data Annexes: Southern Africa	15
Highlights of the Covid-19 Situation in West Africa as of December 6, 2020	17
Data Annexes: West Africa	18

Highlights of the Covid-19 Situation in Africa as of December 6, 2020²

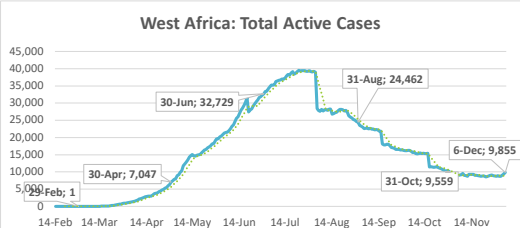
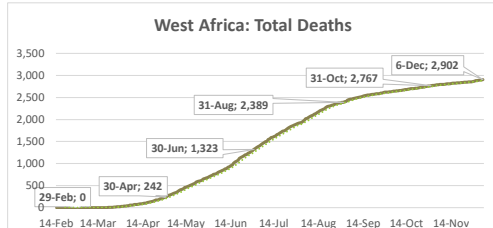
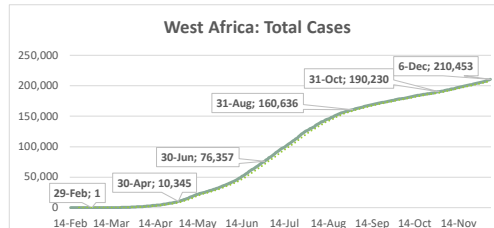
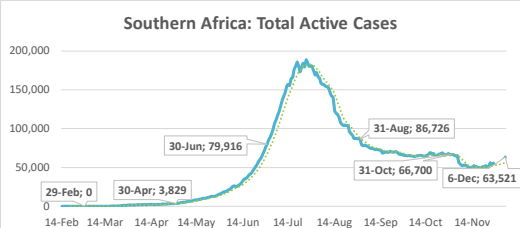
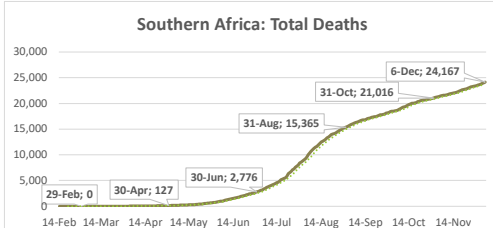
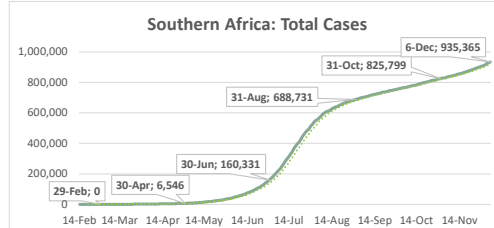
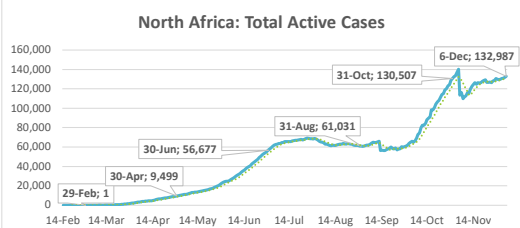
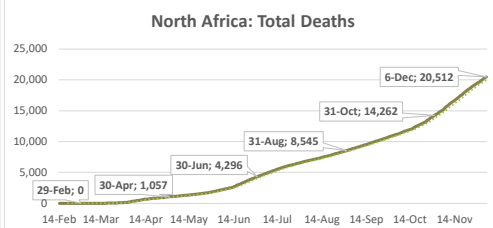
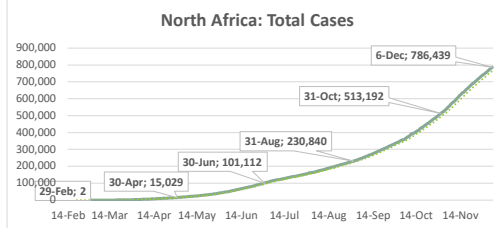
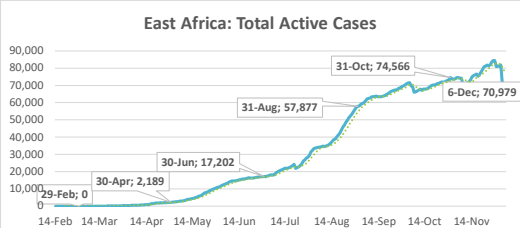
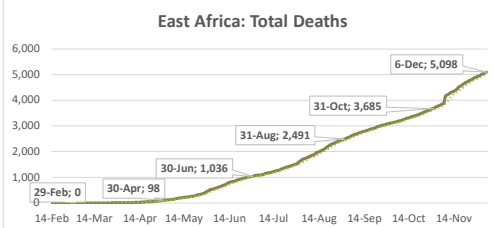
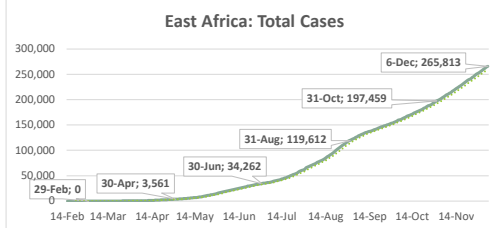
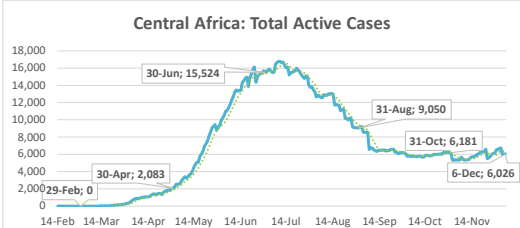
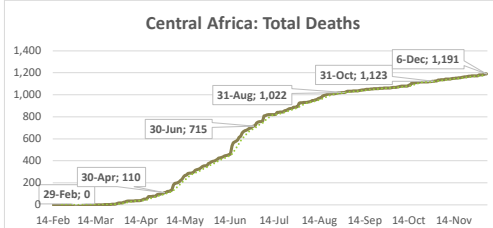
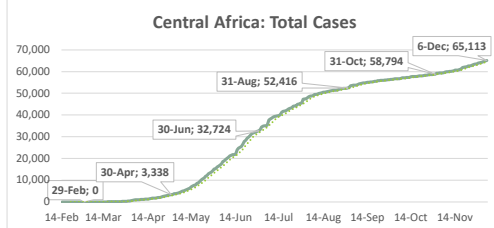
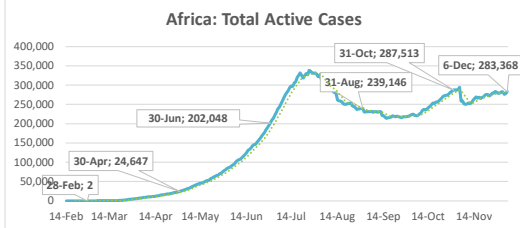
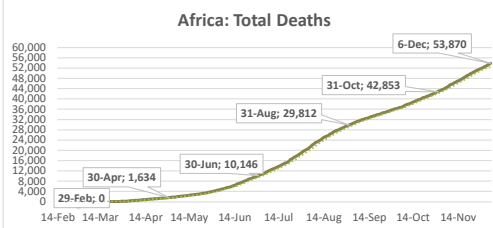
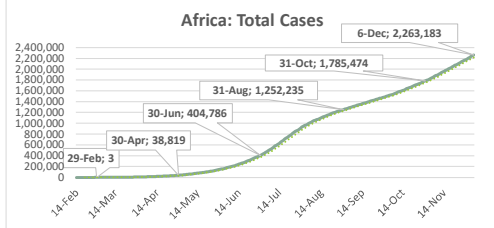
- **Globally, the total number of confirmed Covid-19 cases reached 67,063,428 as of December 6, 2020, the majority of which (27.6%) were in Europe, followed by Asia (26.2%), North America (25.6%) and South America (17.2%).** The number of new cases reported globally in the review week amounted to 4,335,887. To date, 43,150,321 cases have recovered, representing 64.3% of confirmed Covid-19 cases. The number of global deaths reached 1,536,023, of which 76,780 were recorded in the past week. The number of global active cases stands at 22,377,084.
- **Africa accounted for 3.4% of the total global cases, 3.5% of deaths, 4.5% of recovered cases and 1.3% of active cases as of December 6, 2020.**
- **As of Sunday December 6, 2020, more than 22.8 million tests for Covid-19 had been administered in Africa, of which over 0.8 million were reported in the week under review.** The majority (24.5%) of these tests were conducted in South Africa, followed by Morocco (17.8%), Ethiopia (7.3%), Egypt (4.4%), Kenya (4.1%), Nigeria (3.5%), Cameroon (2.9%), Rwanda (2.8%) and Uganda (2.8%) which collectively accounted for 70.1% of the tests conducted in Africa.
- **Considering tests in relation to population size, Mauritius leads with 236,950 tests per 1 million people,** followed by Cabo Verde (190,062), Botswana (186,395), Seychelles (166,767) Gabon (139,770), Morocco (110,387), Djibouti (94,676) and South Africa (94,298). The average tests per 1 million people in Africa, stands at 17,072, which is an increase of 3.6% over the past week.
- **As of December 6, 2020, the total number of confirmed cases in Africa reached 2,263,183.** The majority of these cases (41.3%) were reported in Southern Africa, followed by North Africa at 34.7%, East Africa at 11.7%, West Africa at 9.3% and Central Africa at 2.9%. Southern Africa accounted for the highest number of cases, with 87.1% of those cases reported in the nation of South Africa. On the other hand, the rest of Southern African countries are among the least affected in Africa collectively accounting for 5.3% of the confirmed cases in Africa.
- **South Africa (36.0%), Morocco (16.8%), Egypt (5.2%), Ethiopia (5.0%), Tunisia (4.6%), Kenya (3.9%), Algeria (3.9%), Libya (3.8%), Nigeria (3.1%) and Ghana (2.3%) together account for 84.6% of the cases in Africa, as of December 6, 2020.** Five countries with the lowest number of cases are the Seychelles, Mauritius, Comoros, Eritrea and Burundi; cases ranging between 184 in Seychelles and 694 in Burundi and collectively accounting for 0.1% of the confirmed cases in Africa. Considering population size, Cabo Verde, South Africa, Libya, Morocco and Tunisia are the five countries with the highest number of confirmed cases per million people; rates ranging from 20,115 in Cabo Verde to 8,893 in Tunisia.

² Tanzania has not released data on Covid-19 since May 08, 2020.

- **In the week under review, a total of 99,616 new cases were reported in Africa, which is a 6.6% increase compared to the new cases recorded in the previous week. These new cases in Africa account for 2.3% of the weekly new cases recorded globally.** The North Africa region accounted for 47.8% of the weekly new cases in Africa, followed by Southern Africa (31.7%), East Africa (13.8%), West Africa (5.2%), and Central Africa (1.6%).
- **As of December 6, 2020, a total of 53,870 deaths had been reported in Africa since the start of the pandemic, of which 44.9% were in Southern Africa, 38.1% in North Africa, 9.5% in East Africa, 5.4% in West Africa and 2.2% in Central Africa.** South Africa, Egypt, Morocco, Tunisia and Algeria are the five countries with the highest reported deaths due to Covid-19; deaths ranging between 22,206 in South Africa and 2,516 in Algeria. A total of 2,147 new deaths were reported in Africa in the week under review, which is an increase of 7.1% compared to the preceding week. As of December 6, 2020, Eritrea and the Seychelles are the only countries in Africa not to have reported any deaths since the onset of the pandemic.
- **The case fatality rate (CFR), deaths per confirmed cases, for Africa stands at 2.4% in the review period, slightly higher than the global average of 2.3%.** The CFR in Africa has stayed unchanged at 2.4% since August 2020, while the global average CFR has been on a continuous decline, though unchanged at 2.3% for the last two weeks. Regionally, West Africa has the lowest CFR at 1.4%, followed by Central Africa at 1.8% and East Africa at 1.9%, while North Africa and Southern Africa at 2.6% recorded higher CFR than the African average. As of December 6, 2020, higher than Africa average CFRs were recorded in fifteen African countries, namely Sudan (6.7%), Chad (5.9%), Egypt (5.7%), Liberia (5.0%), Niger (4.1%), Tunisia (3.4%), The Gambia (3.3%), Mali (3.2%), Sierra Leone (3.1%), Malawi (3.1%), Algeria (2.9%), Zimbabwe (2.7%), South Africa (2.7%), Somalia (2.7%) and DRC (2.5%).
- **As of December 6, 2020, the number of recovered cases in Africa reached 1,925,945, which is 85.1% of its total confirmed cases.** West Africa (93.9%), Southern Africa (90.6%), and Central Africa (88.9%) have recorded higher recovery rates than the average for Africa, while North Africa (80.5%) and East Africa (71.4%) showed relatively lower recovery rates. In the week under review, 95,062 newly recovered cases were reported.
- **As of December 6, 2020, the total number of active cases in Africa stands at 283,368, which is an increase of 2,407 cases over the previous week.** Seven countries, namely South Africa (47,579), Morocco (42,111), Ethiopia (30,717), Libya (28,647), Algeria (28,590), Tunisia (24,000) and Kenya (17,925), jointly accounted for 77.5% of the active cases as of December 6, 2020.
- **From a regional perspective, North Africa accounts for 46.9% of active cases in Africa;** East Africa (25.0%), Southern Africa (22.4%), West Africa (3.5%) and Central Africa (2.1%). Taken together North and East Africa account for about 71.9% of all active cases in Africa.

Summary of COVID-19 tracking in Africa: Situation for the week ending 06 December 2020

	Date of first case	Cases				Deaths				Recovered				Active				Test	
		Total cases	New cases for the week of	New cases for the week of	Weekly change from Previous week	Total deaths	New deaths for the week of	New deaths for the week of	Weekly change from Previous week	Total Recovered	New recovered for the week of	New recovered for the week of	Weekly change from Previous week	Active cases	New active for the week of	New active for the week of	Weekly change from Previous week	Total tests	Tests Per million People
World	31-Dec	67,063,428	4,335,887	4,111,707	224,180	1,536,023	76,780	72,064	4,716	43,150,321	2,976,016	2,649,276	326,740	22,377,084	1,283,091	1,390,367	-107,276	1,049,437,509	134,633
Africa	14-Feb	2,263,183	99,616	93,405	6,211	53,870	2,147	2,005	142	1,925,945	95,062	86,793	8,269	283,368	2,407	4,607	-2,200	22,856,428	17,072
Central Africa	6-Mar	65,113	1,581	1,378	203	1,191	19	9	10	57,896	1,661	1,527	134	6,026	-99	-158	59	1,262,953	8,620
East Africa	13-Mar	265,813	13,707	13,623	84	5,098	198	194	4	189,736	26,850	9,957	16,893	70,979	-13,341	3,472	-16,813	4,277,874	11,393
North Africa	14-Feb	786,439	47,646	51,301	-3,655	20,512	1,117	1,180	-63	632,940	44,219	48,835	-4,616	132,987	2,310	1,286	1,024	6,355,176	30,785
Southern Africa	5-Mar	935,365	31,539	23,392	8,147	24,167	772	603	169	847,677	18,236	22,785	-4,549	63,521	12,531	4	12,527	7,802,624	36,600
West Africa	28-Feb	210,453	5,143	3,711	1,432	2,902	41	19	22	197,696	4,096	3,689	407	9,855	1,006	3	1,003	3,157,801	7,950



.....: 7-day moving average

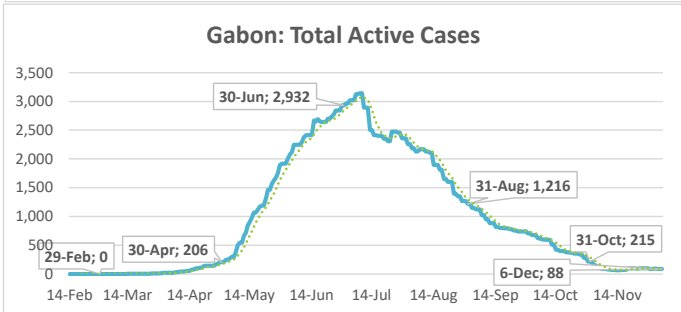
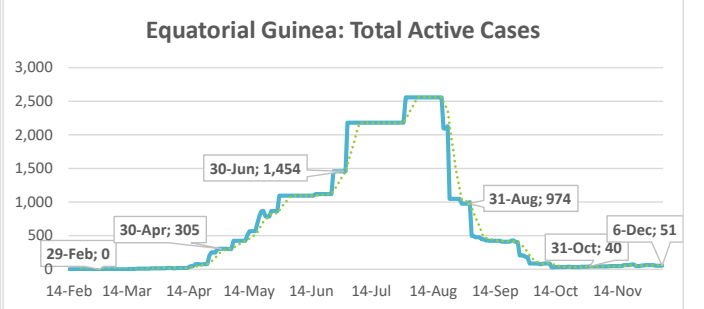
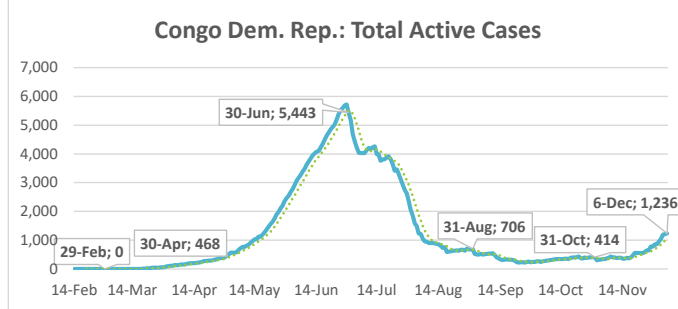
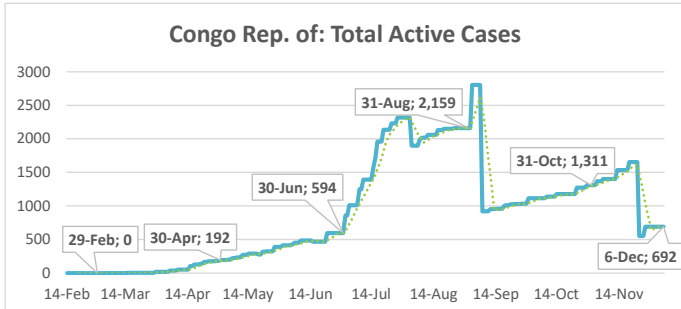
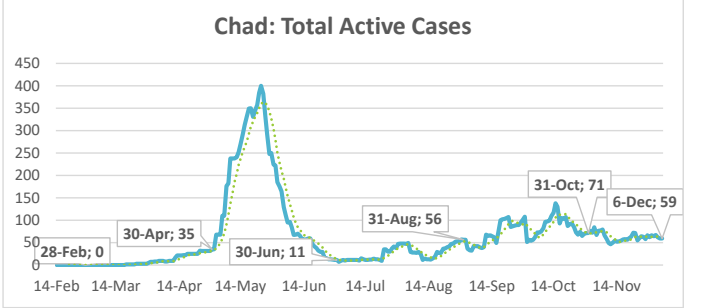
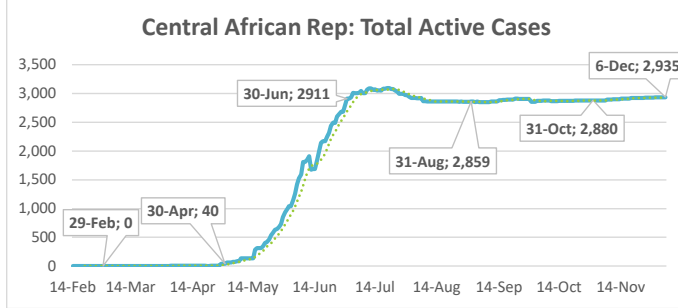
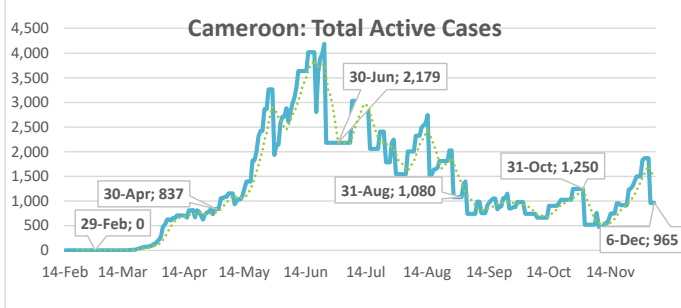
Central Africa

Highlights of the Covid-19 Situation in Central Africa as of December 6, 2020

- **As of Sunday, December 6, 2020, the number of total cases in the Central Africa region reached 65,113.** The region reported 1,581 new cases in the review week, which is a 14.7% increase compared to the new cases reported in the preceding week. The total number of deaths reported reached 1,191, recording 19 new deaths in the review week. The number of total recovered cases reached 57,896, of which 1,661 were newly recovered cases during the review week. The total number of active cases stands at 6,026, which is a decline of 99 cases in the review week.
- **Cameroon accounted for 38.0% of the total cases, while DRC accounted for 52.2% of the new cases in the region during the week under review.** Chad has the lowest number of total cases in the region at 1,725.
- **The average case fatality rate (CFR) for the region stands at 1.8%. The highest CFR in the region was reported in Chad at 5.9% and the lowest in Gabon at 0.6%.**

Summary of COVID-19 tracking in Central Africa: Situation for the week ending 06 December 2020

	Date of first case	Cases				Deaths				Recovered				Active				Test	
		Total cases	New cases for the week of	New cases for the week of	Weekly change	Total deaths	New deaths for the week of	New deaths for the week of	Weekly change from Previous week	Total Recovered	New recovered for the week of	New recovered for the week of	Weekly change from Previous week	Active cases	New active for the week of	New active for the week of	Weekly change from Previous week	Total tests	Tests Per million People
			06 Dec.	29 Nov.			06 Dec.	29 Nov.			06 Dec.	29 Nov.			06 Dec.	29 Nov.			
Central Africa	6-Mar	65,113	1,581	1,378	203	1,191	19	9	10	57,896	1,661	1,527	134	6,026	-99	-158	59	1,262,953	8,620
Cameroon	6-Mar	24,752	635	589	46	443	6	2	4	23,344	1,167	0	1,167	965	-538	587	-1,125	659,314	24,837
Central African Rep.	15-Mar	4,922	9	2	7	63	0	0	0	1,924	0	0	0	2,935	9	2	7	34,407	7,124
Chad	19-Mar	1,725	43	40	3	102	1	0	1	1,564	49	46	3	59	-7	-6	-1	56,524	3,441
Congo Rep. of	15-Mar	5,774	0	142	-142	94	0	1	-1	4,988	0	1,101	-1,101	692	0	-960	960	48,174	8,730
Congo Dem. Rep.	10-Mar	13,527	825	522	303	344	11	6	5	11,947	362	285	77	1,236	452	231	221	82,445	921
Equatorial Guinea	14-Mar	5,159	6	23	-17	85	0	0	0	5,023	14	34	-20	51	-8	-11	3	70,998	50,605
Gabon	12-Mar	9,254	63	60	3	60	1	0	1	9,106	69	61	8	88	-7	-1	-6	311,091	139,770



.....: 7-day moving average

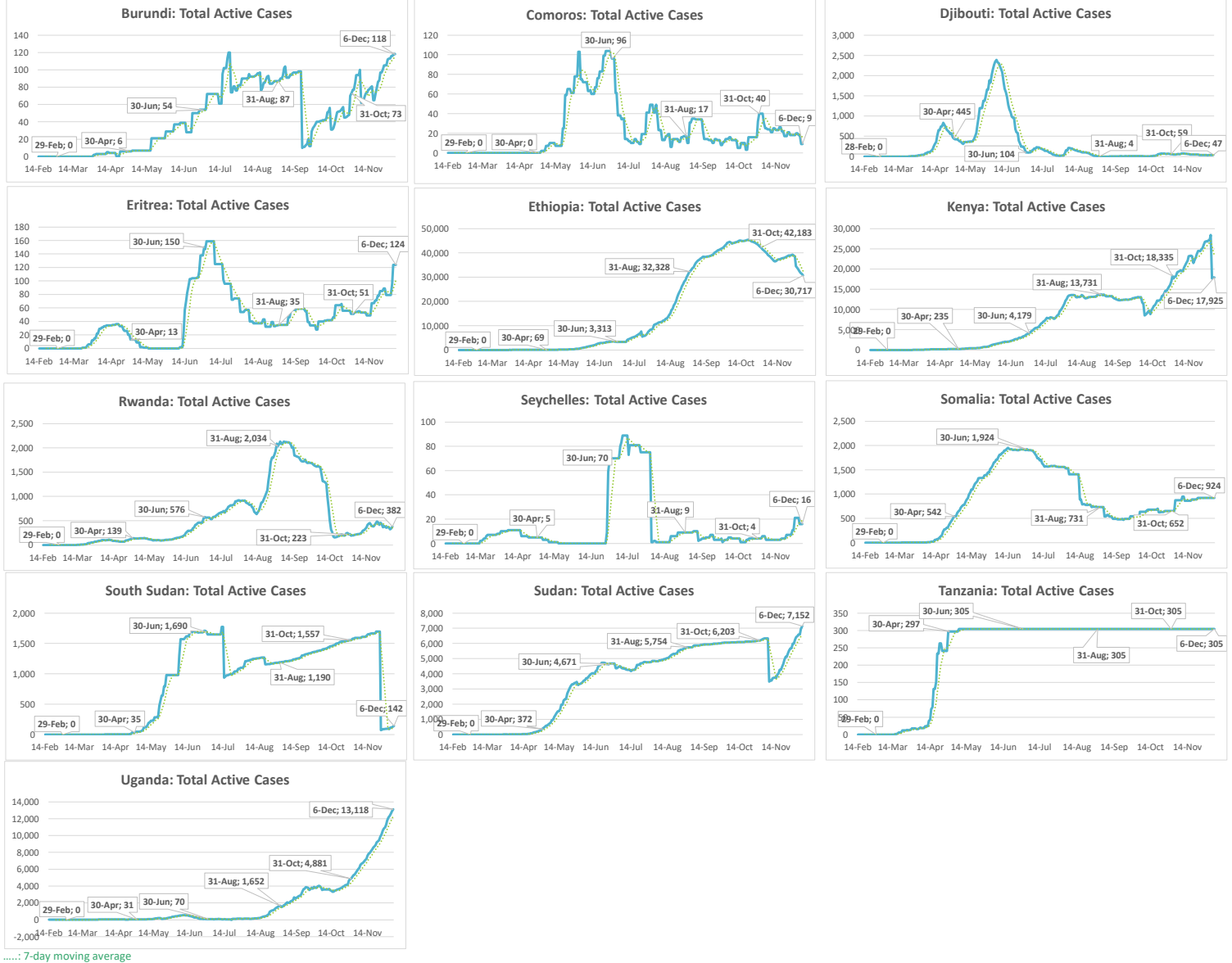
East Africa

Highlights of the Covid-19 Situation in East Africa as of December 6, 2020

- **As of Sunday, December 6, 2020, the number of total cases in the East Africa region reached 265,813.** The region reported 13,707 new cases in the review week, which is a 0.6% decline compared to the number of new cases reported in the preceding week. The total number of deaths reported reached 5,098, recording 198 new deaths in the review week. The number of total recovered cases reached 189,736, of which 26,850 were newly recovered cases during the review week. The total number of active cases stands at 70,979, which is a decline of 13,341 cases in the review week.
- **Ethiopia accounted for 42.6% of the total cases, while Kenya accounted for 36.9% of the new cases in the region during the week under review.** Seychelles has the lowest number of total cases in the region at 184.
- **The average case fatality rate (CFR) for the region stands at 1.9%. The highest CFR in the region was reported in Sudan at 6.7% and the lowest in Eritrea and Seychelles, where no deaths have been reported to date.**

Summary of COVID-19 tracking in East Africa: Situation for the week ending 06 December 2020

	Date of first case	Cases				Deaths				Recovered				Active				Test									
		Total cases	New cases for the week of	New cases for the week of	Weekly change	Total deaths	New deaths for the week of	New deaths for the week of	Weekly change from Previous week	Total Recovered	New recovered for the week of	New recovered for the week of	Weekly change from Previous week	Active cases	New active for the week of	New active for the week of	Weekly change from Previous week	Total tests	Tests Per million People								
																				06 Dec.	29 Nov.	06 Dec.	29 Nov.	06 Dec.	29 Nov.	06 Dec.	29 Nov.
East Africa	13-Mar	265,813	13,707	13,623	84	5,098	198	194	4	189,736	26,850	9,957	16,893	70,979	-13,341	3,472	-16,813	4,277,874	11,393								
Burundi	31-Mar	694	13	19	-6	1	0	0	0	575	0	0	0	118	13	19	-6	67,818	5,703								
Comoros	2-May	616	5	15	-10	7	0	0	0	600	14	14	0	9	-9	1	-10	6,227	7,161								
Djibouti	18-Mar	5,701	24	9	15	61	0	0	0	5,593	16	22	-6	47	8	-13	21	93,540	94,676								
Eritrea	21-Mar	632	55	26	29	0	0	0	0	508	10	25	-15	124	45	1	44	21,655	6,106								
Ethiopia	13-Mar	113,295	3,761	3,749	12	1,747	47	53	-6	80,831	11,516	3,624	7,892	30,717	-7,802	72	-7,874	1,669,754	14,524								
Kenya	13-Mar	88,380	5,064	5,944	-880	1,526	74	72	2	68,929	13,954	3,468	10,486	17,925	-8,964	2,404	-11,368	927,082	17,241								
Rwanda	14-Mar	6,129	210	254	-44	51	3	1	2	5,696	216	316	-100	382	-9	-63	54	644,631	49,770								
Seychelles	15-Mar	184	11	10	1	0	0	0	0	168	6	3	3	16	5	7	-2	16,401	166,767								
Somalia	16-Mar	4,525	74	6	68	121	8	0	8	3,480	63	5	58	924	3	1	2	26,509	1,668								
South Sudan	5-Apr	3,181	72	62	10	62	1	1	0	2,977	23	1,664	-1,641	142	48	-1,603	1,651	62,494	5,583								
Sudan	13-Mar	19,468	2,064	1,352	712	1,295	60	38	22	11,021	846	438	408	7,152	1,158	876	282	95,990	2,189								
Tanzania	16-Mar	509	21	183	305	3,880	65								
Uganda	21-Mar	22,499	2,354	2,177	177	206	5	29	-24	9,175	186	378	-192	13,118	2,163	1,770	393	641,893	14,033								



North Africa

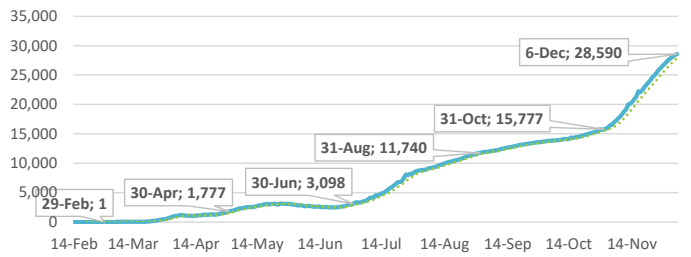
Highlights of the Covid-19 Situation in North Africa as of December 6, 2020

- **As of Sunday, December 6, 2020, the number of total cases in the North Africa region reached 786,439.** The region reported 47,646 new cases in the review week, which is 7.1% lower compared to the new cases reported in the preceding week. The total number of deaths reported reached 20,512, recording 1,117 new deaths in the review week. The number of total recovered cases reached 632,940, of which 44,219 were newly recovered cases during the review week. The total number of active cases stands at 132,987, which is an increase of 2,310 cases in the review week.
- **Morocco accounted for 48.3% of the total cases and 54.3% of the new cases in the region during the week under review.** Mauritania has the lowest number of total cases in the region at 9,516.
- **The average case fatality rate (CFR) for the region stands at 2.6%. The highest CFR in the region was reported in Egypt at 5.7% and the lowest in Libya at 1.4%.**

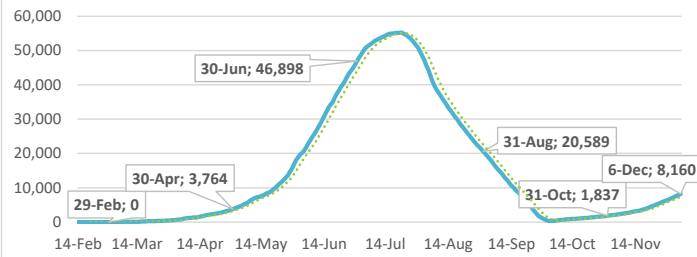
Summary of COVID-19 tracking in North Africa: Situation for the week ending 06 December 2020

	Date of first case	Cases				Deaths				Recovered				Active				Test	
		Total cases	New cases for the week of	New cases for the week of	Weekly change	Total deaths	New deaths for the week of	New deaths for the week of	Weekly change from Previous week	Total Recovered	New recovered for the week of	New recovered for the week of	Weekly change from Previous week	Active cases	New active for the week of	New active for the week of	Weekly change from Previous week	Total tests	Tests Per million People
			06 Dec.	29 Nov.			06 Dec.	29 Nov.			06 Dec.	29 Nov.			06 Dec.	29 Nov.			
North Africa	14-Feb	786,439	47,646	51,301	-3,655	20,512	1,117	1,180	-63	632,940	44,219	48,835	-4,616	132,987	2,310	1,286	1,024	6,355,176	30,785
Algeria	26-Feb	88,252	6,031	7,359	-1,328	2,516	106	138	-32	57,146	3,942	4,410	-468	28,590	1,983	2,811	-828	230,553	5,258
Egypt	14-Feb	118,432	2,891	2,514	377	6,771	135	88	47	103,501	905	715	190	8,160	1,851	1,711	140	1,000,000	9,772
Libya	25-Mar	86,580	4,150	4,607	-457	1,231	65	77	-12	56,702	3,436	4,352	-916	28,647	649	178	471	458,079	66,666
Mauritania	14-Mar	9,516	969	419	550	188	13	6	7	7,849	132	126	6	1,479	824	287	537	106,996	23,012
Morocco	5-Mar	379,657	25,854	28,862	-3,008	6,245	456	473	-17	331,301	28,987	31,857	-2,870	42,111	-3,589	-3,468	-121	4,074,451	110,387
Tunisia	5-Mar	104,002	7,751	7,540	211	3,561	342	398	-56	76,441	6,817	7,375	-558	24,000	592	-233	825	485,097	41,045

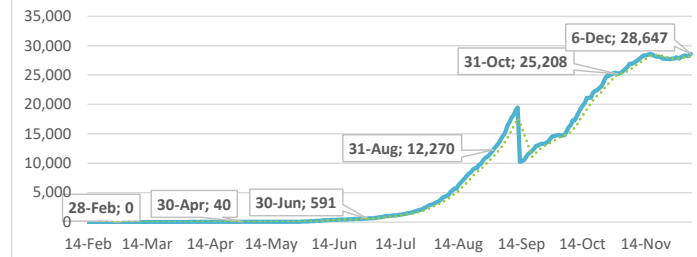
Algeria: Total Active Cases



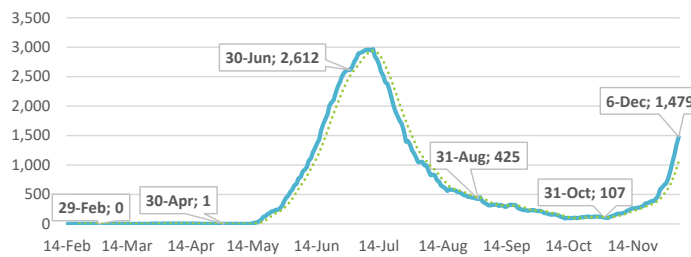
Egypt: Total Active Cases



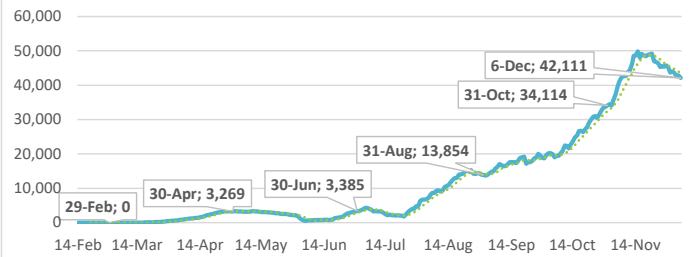
Libya: Total Active Cases



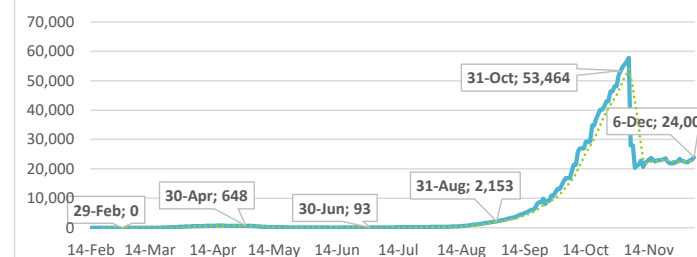
Mauritania: Total Active Cases



Morocco: Total Active Cases



Tunisia: Total Active Cases



.....: 7-day moving average

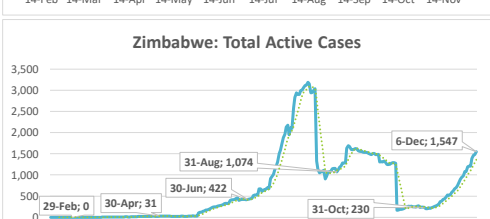
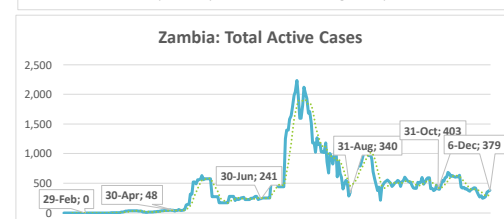
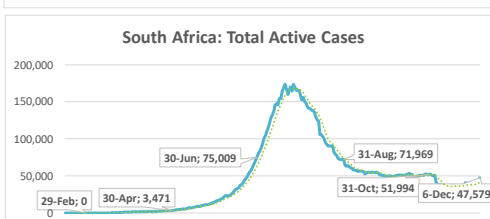
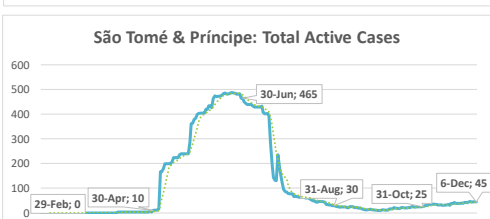
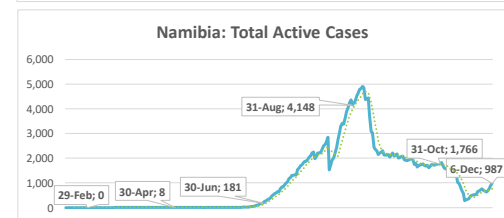
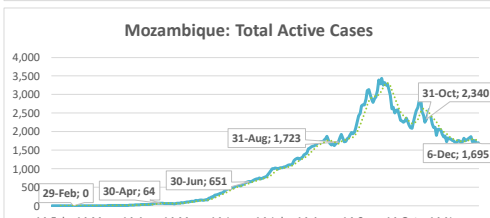
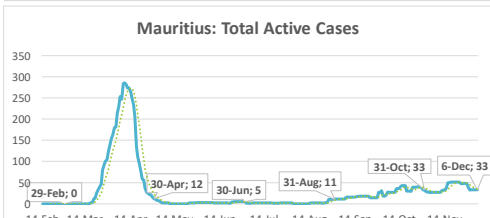
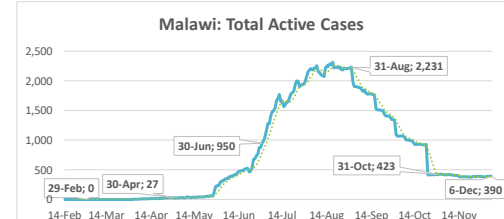
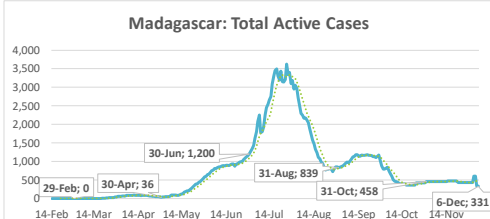
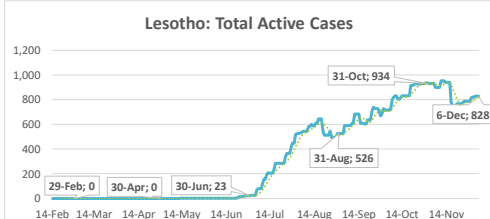
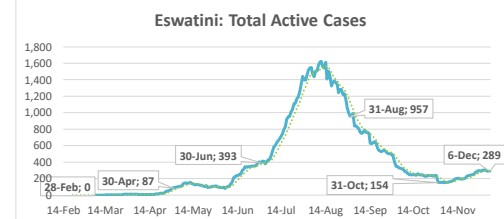
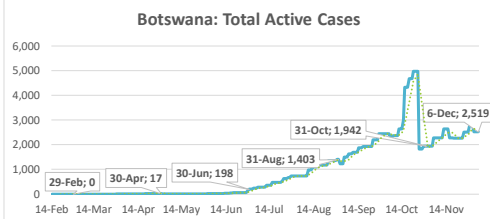
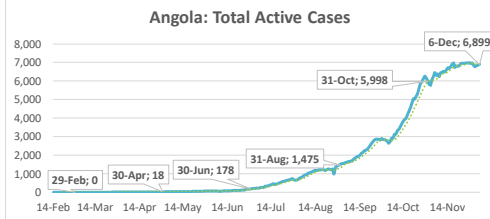
Southern Africa

Highlights of the Covid-19 Situation in Southern Africa as of December 6, 2020

- **As of Sunday, December 6, 2020, the number of total cases in the Southern Africa region reached 935,365.** The region reported 31,539 new cases in the review week, which is a 34.8% increase compared to the new cases reported in the preceding week. The total number of deaths reported reached 24,167, recording 772 new deaths in the review week. The number of total recovered cases reached 847,677, of which 18,236 were newly recovered cases during the review week. The total number of active cases stands at 63,521, which is an increase of 12,5314 cases in the review week.
- **South Africa accounted for 87.1% of the total cases and 85.2% of the new cases in the region during the week under review.** Mauritius has the lowest number of total cases in the region at 508.
- **The average case fatality rate (CFR) for the region stands at 2.6%. The highest CFR in the region was reported in Malawi at 3.1% and the lowest in Botswana at 0.3%.**

Summary of COVID-19 tracking in Southern Africa: Situation for the week ending 06 December 2020

	Date of first case	Cases				Deaths				Recovered				Active				Test	
		Total cases	New cases for the week of	New cases for the week of	Weekly change	Total deaths	New deaths for the week of	New deaths for the week of	Weekly change from Previous week	Total Recovered	New recovered for the week of	New recovered for the week of	Weekly change from Previous week	Active cases	New active for the week of	New active for the week of	Weekly change from Previous week	Total tests	Tests Per million People
			06 Dec.	29 Nov.			06 Dec.	29 Nov.			06 Dec.	29 Nov.			06 Dec.	29 Nov.			
Southern Africa	5-Mar	935,365	31,539	23,392	8,147	24,167	772	603	169	847,677	18,236	22,785	-4,549	63,521	12,531	4	12,527	7,802,624	36,600
Angola	27-Mar	15,591	488	610	-122	354	8	9	-1	8,338	575	417	158	6,899	-95	184	-279	171,247	5,210
Botswana	16-Mar	11,531	1,273	664	609	34	3	0	-3	8,978	1,261	421	840	2,519	9	243	-234	438,332	186,395
Eswatini	14-Mar	6,501	91	191	-100	122	1	1	0	6,090	94	138	-44	289	-4	52	-56	63,144	54,427
Lesotho	13-May	2,150	41	23	18	44	0	0	0	1,278	0	2	-2	828	41	21	20	26,557	12,397
Madagascar	20-Mar	17,513	172	0	172	255	4	0	4	16,927	270	0	270	331	-102	0	-102	95,472	3,448
Malawi	2-Apr	6,051	26	22	4	185	0	0	0	5,476	23	12	11	390	3	10	-7	76,148	3,981
Mauritius	18-Mar	508	7	7	0	10	0	0	0	465	22	10	12	33	-15	-3	-12	301,345	236,950
Mozambique	27-Mar	16,244	631	576	55	133	3	6	-3	14,416	739	526	213	1,695	-111	44	-155	238,362	7,626
Namibia	14-Mar	15,078	733	480	253	152	1	6	-5	13,939	500	214	286	987	232	260	-28	164,815	64,865
São Tomé & Príncipe	6-Apr	999	10	10	0	17	0	0	0	937	7	7	0	45	3	3	0	7,498	34,213
South Africa	5-Mar	814,565	26,863	20,023	6,840	22,206	729	574	155	744,780	14,147	20,534	-6,387	47,579	11,987	-1,085	13,072	5,592,663	94,298
Zambia	18-Mar	17,916	308	184	124	364	7	0	7	17,173	190	282	-92	379	111	-98	209	440,644	23,969
Zimbabwe	25-Mar	10,718	896	602	294	291	16	7	9	8,880	408	222	186	1,547	472	373	99	186,397	12,541



.....: 7-day moving average

West Africa

Highlights of the Covid-19 Situation in West Africa as of December 6, 2020

- **As of Sunday, December 6, 2020, the number of total cases in the West Africa region reached 210,453.** The region reported 5,143 new cases in the review week, which is a 38.6% increase compared to the new cases reported in the preceding week. The total number of deaths reported reached 2,902, recording 41 new deaths in the review week. The number of total recovered cases reached 197,696, of which 4,096 were newly recovered cases during the review week. The total number of active cases stands at 9,855, which is an increase of 1,006 cases in the review week.
- **Nigeria accounted for 32.9% of the total cases and 35.8% of the new cases in the region during the week under review.** Liberia has the lowest number of total cases in the region at 1,676.
- **The average case fatality rate (CFR) for the region stands at 1.4%. The highest CFR in the region are reported in Liberia at 5.0% and the lowest in Côte d'Ivoire, Guinea and Ghana at 0.6%.**

Summary of COVID-19 tracking in West Africa: Situation for the week ending 06 December 2020

	Date of first case	Cases				Deaths				Recovered				Active				Test	
		Total cases	New cases for the week of	New cases for the week of	Weekly change	Total deaths	New deaths for the week of	New deaths for the week of	Weekly change from Previous week	Total Recovered	New recovered for the week of	New recovered for the week of	Weekly change from Previous week	Active cases	New active for the week of	New active for the week of	Weekly change from Previous week	Total tests	Tests Per million People
West Africa	28-Feb	210,453	5,143	3,711	1,432	2,902	41	19	22	197,696	4,096	3,689	407	9,855	1,006	3	1,003	3,157,801	7,950
Benin	16-Mar	3,055	81	58	23	44	1	0	1	2,907	88	240	-152	104	-8	-182	174	345,560	28,504
Burkina Faso	9-Mar	3,212	356	121	235	68	0	0	0	2,711	118	61	57	433	238	60	178	73,983	3,539
Cabo Verde	20-Mar	11,063	316	471	-155	109	4	1	3	10,596	367	499	-132	358	-55	-29	-26	105,672	190,062
Côte d'Ivoire	11-Mar	21,485	175	172	3	132	1	0	1	21,109	162	149	13	244	12	23	-11	225,399	8,545
Gambia, The	18-Mar	3,770	36	8	28	123	0	0	0	3,615	24	9	15	32	12	-1	13	26,072	10,788
Ghana	12-Mar	52,274	705	695	-10	325	2	0	2	51,063	613	1,045	-432	886	90	-350	440	606,736	19,526
Guinea	13-Mar	13,233	194	213	-19	76	0	1	-1	12,355	373	144	229	802	-179	68	-247	261,565	19,917
Guinea-Bissau	27-Mar	2,441	19	1	18	44	1	0	1	2,327	18	23	-5	70	0	-22	22	31,569	16,041
Liberia	16-Mar	1,676	81	44	37	83	0	1	-1	1,358	15	12	3	235	66	31	35	51,745	10,231
Mali	25-Mar	5,135	447	433	14	164	12	7	5	3,369	191	154	37	1,602	244	272	-28	108,259	5,346
Niger	20-Mar	1,856	340	148	192	77	7	0	7	1,237	30	41	-11	542	303	107	196	47,907	1,979
Nigeria	28-Feb	69,255	1,843	1,029	814	1,180	7	6	1	64,774	1,719	979	740	3,301	117	44	73	803,621	3,898
Senegal	2-Mar	16,477	402	193	209	338	5	3	2	15,776	179	109	70	363	218	81	137	249,822	14,920
Sierra Leone	31-Mar	2,426	15	6	9	74	0	0	0	1,846	10	8	2	506	5	-2	7	65,275	8,183
Togo	6-Mar	3,095	133	119	14	65	1	0	1	2,653	189	216	-27	377	-57	-97	40	154,616	18,676

