



AFRICAN DEVELOPMENT BANK GROUP

Weekly Data Flash on Covid-19 in Africa¹:

The situation as of Sunday, December 13, 2020

Statistics Department (ECST)

¹ This briefing note has been prepared by Roza Mamuye Bora, Senior Statistician; Anouar Chaouch, Statistician; Soumaila Karambiri, Statistical Assistant; Regis Hauhouot Stephane, Statistical Assistant and Desire Lakpa Guy, Statistical Assistant, under the supervision of Louis Kouakou, Division Manager ECST.1 and the guidance of Charles Leyeka Lufumpa, Director ECST.

For more information on Covid-19, please visit the Bank's Africa Information Highway
<https://africacovid.opendataforafrica.org/>.

Contents

	Page
Highlights of the Covid-19 Situation in Africa as of December 13, 2020	1
Data Annexes: Africa	3
Highlights of the Covid-19 Situation in Central Africa as of December 13, 2020	5
Data Annexes: Central Africa	6
Highlights of the Covid-19 Situation in East Africa as of December 13, 2020	8
Data Annexes: East Africa	9
Highlights of the Covid-19 Situation in North Africa as of December 13, 2020	11
Data Annexes: North Africa	12
Highlights of the Covid-19 Situation in Southern Africa as of December 13, 2020	14
Data Annexes: Southern Africa	15
Highlights of the Covid-19 Situation in West Africa as of December 13, 2020	17
Data Annexes: West Africa	18

Highlights of the Covid-19 Situation in Africa as of December 13, 2020²

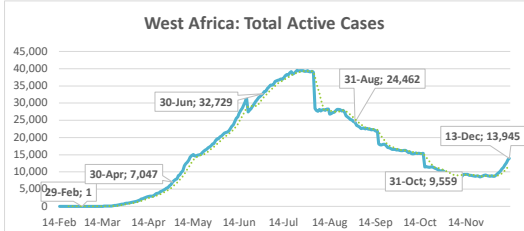
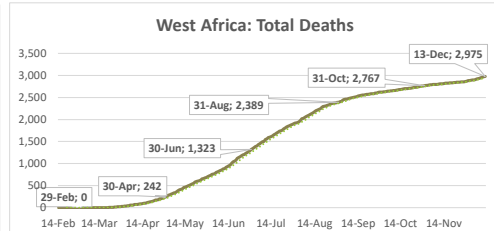
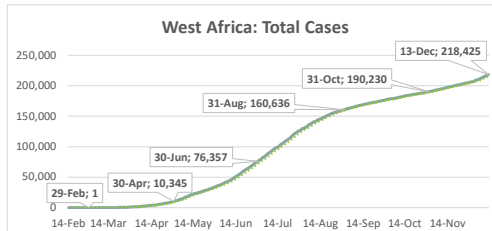
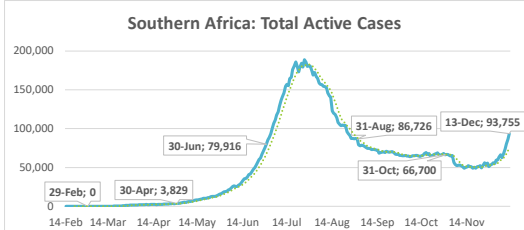
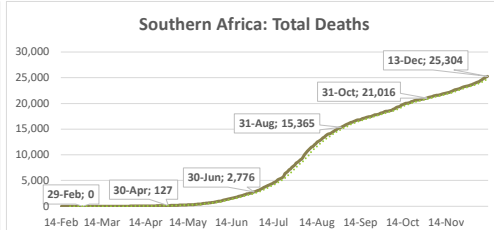
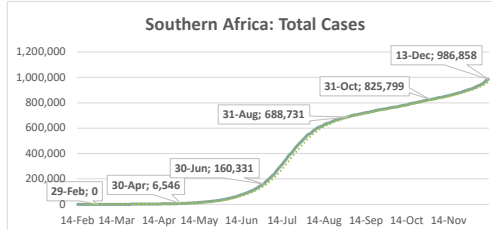
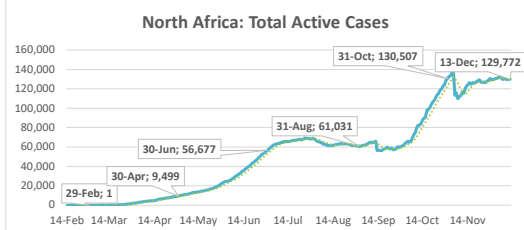
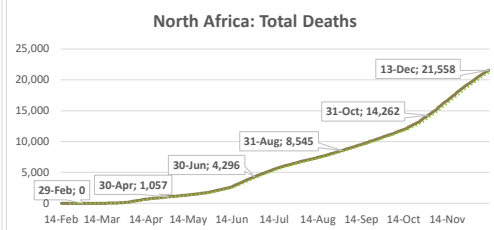
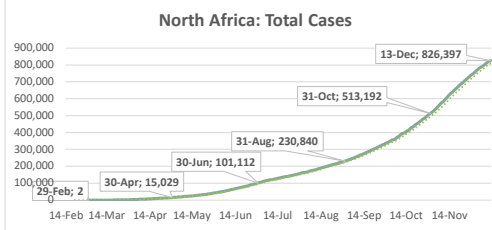
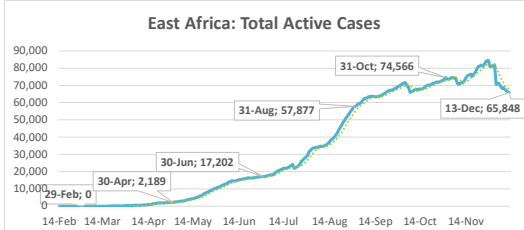
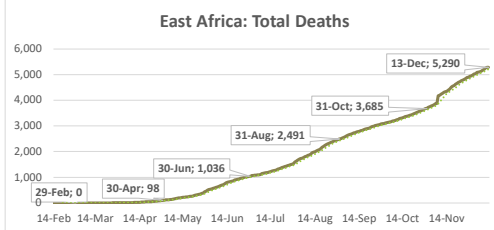
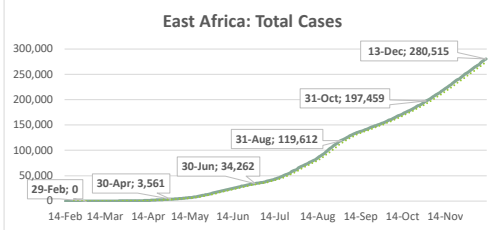
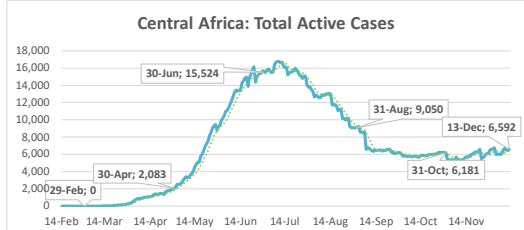
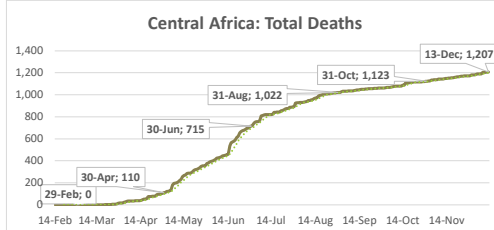
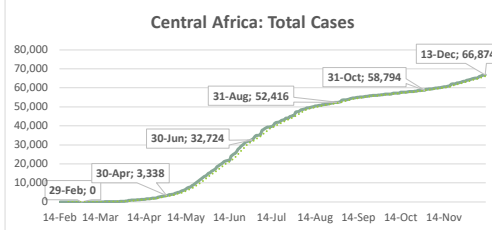
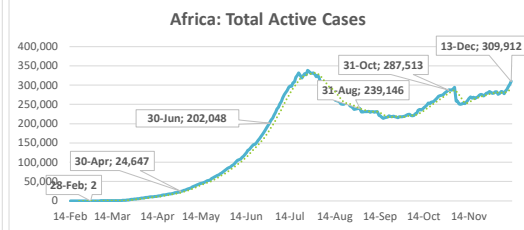
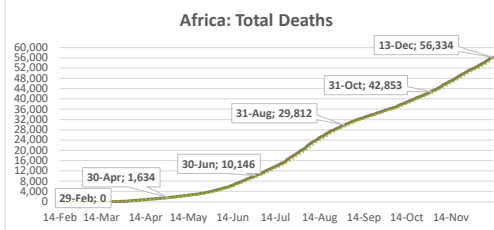
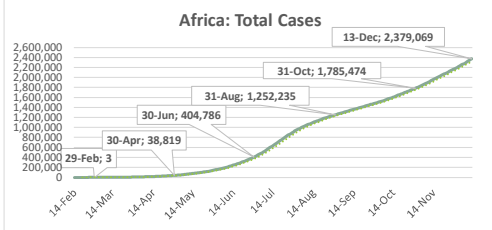
- **Globally, the total number of confirmed Covid-19 cases reached 72,225,213 as of December 13, 2020, the majority of which (27.6%) were in Europe, followed by Asia (26.5%), North America (26.0%) and South America (16.5%).** The number of new cases reported globally in the review week amounted to 5,161,785. To date, 47,265,426 cases have recovered, representing 65.4% of confirmed global Covid-19 cases. The number of global deaths reached 1,612,022, of which 75,999 were recorded in the past week. The number of global active cases stands at 23,347,765.
- **Africa accounted for 3.3% of the total global cases, 3.5% of deaths, 4.3% of recovered cases and 1.3% of active cases as of December 13, 2020.**
- **As of Sunday, December 13, 2020, more than 23.7 million tests for Covid-19 had been administered in Africa, of which over 0.9 million were reported in the week under review.** The majority (24.7%) of these tests were conducted in South Africa, followed by Morocco (17.7%), Ethiopia (7.2%), Egypt (4.2%), Kenya (4.1%), Nigeria (3.6%), Uganda (2.9%), Rwanda (2.8%), Cameroon (2.8%) and Ghana (2.6%), which collectively accounted for 72.6% of the tests conducted in Africa.
- **Considering tests in relation to population size, Mauritius leads with 236,950 tests per 1 million people,** followed by Botswana (200,026), Cabo Verde (193,177), Seychelles (166,767) Gabon (148,033), Morocco (113,647), South Africa (98,791) and Djibouti (96,418). The average tests per 1 million people in Africa, stands at 17,708, which is an increase of 3.7% over the past week.
- **As of December 13, 2020, the total number of confirmed cases in Africa reached 2,379,069.** The majority of these cases (41.5%) were reported in Southern Africa, followed by North Africa at 34.7%, East Africa at 11.8%, West Africa at 9.2% and Central Africa at 2.8%. Southern Africa accounted for the highest number of cases, with 87.2% of those cases reported in the nation of South Africa. On the other hand, the rest of Southern African countries are among the least affected in Africa collectively accounting for 5.3% of the confirmed cases in Africa.
- **South Africa (36.2%), Morocco (16.8%), Egypt (5.1%), Ethiopia (4.9%), Tunisia (4.7%), Kenya (3.9%), Algeria (3.9%), Libya (3.8%), Nigeria (3.1%) and Ghana (2.2%) together account for 84.6% of the total cases in Africa, as of December 13, 2020.** Five countries with the lowest number of cases are Seychelles, Mauritius, Comoros, Eritrea and Burundi; cases ranging between 187 in Seychelles and 729 in Burundi and collectively accounting for 0.1% of the confirmed cases in Africa. Considering population size, Cabo Verde, South Africa, Libya, Morocco and Tunisia are the five countries with the highest number of confirmed cases per million people; rates ranging from 20,649 in Cabo Verde to 9,522 in Tunisia.

² Tanzania has not released data on Covid-19 since May 08, 2020.

- **In the week under review, a total of 115,886 new cases were reported in Africa, which is a 16.3% increase compared to the new cases recorded in the previous week. These new cases in Africa account for 2.2% of the weekly new cases recorded globally.** The Southern Africa region accounted for 44.4% of the weekly new cases in Africa, followed by North Africa (34.5%), East Africa (12.7%), West Africa (6.9%), and Central Africa (1.5%).
- **As of December 13, 2020, a total of 56,334 deaths had been reported in Africa since the start of the pandemic, of which 44.9% were in Southern Africa, 38.3% in North Africa, 9.4% in East Africa, 5.3% in West Africa and 2.1% in Central Africa.** South Africa, Egypt, Morocco, Tunisia and Algeria are the five countries with the highest reported deaths due to Covid-19; deaths ranging between 23,276 in South Africa and 2,596 in Algeria. A total of 2,464 new deaths were reported in Africa in the week under review, which is an increase of 14.8% compared to the preceding week. As of December 13, 2020, Eritrea and the Seychelles are the only countries in Africa not to have reported any deaths since the onset of the pandemic.
- **The case fatality rate (CFR), deaths per confirmed cases, for Africa stands at 2.4% in the review period, slightly higher than the global average of 2.2%.** The CFR in Africa has stayed unchanged at 2.4% since August 2020, while the global average CFR has been on a continuous decline. Regionally, West Africa has the lowest CFR at 1.4%, followed by Central Africa at 1.8% and East Africa at 1.9%, while North Africa and Southern Africa at 2.6% recorded higher CFR than the African average. As of December 13, 2020, higher than or equal to Africa average CFRs were recorded in fifteen African countries, namely Sudan (6.3%), Chad (5.8%), Egypt (5.7%), Liberia (5.0%), Niger (3.5%), Tunisia (3.5%), The Gambia (3.3%), Mali (3.3%), Sierra Leone (3.1%), Malawi (3.1%), Algeria (2.8%), Zimbabwe (2.7%), South Africa (2.7%), Somalia (2.6%) and DRC (2.4%).
- **As of December 13, 2020, the number of recovered cases in Africa reached 2,012,823, which is 84.6% of its total confirmed cases.** West Africa (92.3%), Southern Africa (87.9%), and Central Africa (88.3%) have recorded higher recovery rates than the average for Africa, while North Africa (81.7%) and East Africa (74.6%) showed relatively lower recovery rates. In the week under review, 86,878 newly recovered cases were reported.
- **As of December 13, 2020, the total number of active cases in Africa stands at 309,912, which is an increase of 26,544 cases over the previous week.** Eight countries, namely South Africa (76,677), Morocco (36,962), Algeria (29,049), Libya (28,585), Tunisia (22,726), Ethiopia (21,073), Uganda (17,485) and Kenya (17,277), jointly accounted for 80.6% of the active cases as of December 13, 2020.
- **From a regional perspective, North Africa accounts for 41.9% of active cases in Africa,** Southern Africa (30.3%), East Africa (21.2%), West Africa (4.5%) and Central Africa (2.1%). Taken together North and Southern Africa account for about 72.2% of all active cases in Africa.

Summary of COVID-19 tracking in Africa: Situation for the week ending 13 December 2020

	Date of first case	Cases				Deaths				Recovered				Active				Test	
		Total cases	New cases for the week of	New cases for the week of	Weekly change from Previous week	Total deaths	New deaths for the week of	New deaths for the week of	Weekly change from Previous week	Total Recovered	New recovered for the week of	New recovered for the week of	Weekly change from Previous week	Active cases	New active for the week of	New active for the week of	Weekly change from Previous week	Total tests	Tests Per million People
World	31-Dec	72,225,213	5,161,785	4,335,887	825,898	1,612,022	75,999	76,780	-781	47,265,426	4,115,105	2,976,016	1,139,089	23,347,765	970,681	1,283,091	-312,410	1,049,437,509	134,633
Africa	14-Feb	2,379,069	115,886	99,616	16,270	56,334	2,464	2,147	317	2,012,823	86,878	95,062	-8,184	309,912	26,544	2,407	24,137	23,707,541	17,708
Central Africa	6-Mar	66,874	1,761	1,581	180	1,207	16	19	-3	59,075	1,179	1,661	-482	6,592	566	-99	665	1,288,700	8,796
East Africa	13-Mar	280,515	14,702	13,707	995	5,290	192	198	-6	209,377	19,641	26,850	-7,209	65,848	-5,131	-13,341	8,210	4,428,220	11,793
North Africa	14-Feb	826,397	39,958	47,646	-7,688	21,558	1,046	1,117	-71	675,067	42,127	44,219	-2,092	129,772	-3,215	2,310	-5,525	6,543,061	31,695
Southern Africa	5-Mar	986,858	51,493	31,539	19,954	25,304	1,137	772	365	867,799	20,122	18,236	1,886	93,755	30,234	12,531	17,703	8,181,292	38,377
West Africa	28-Feb	218,425	7,972	5,143	2,829	2,975	73	41	32	201,505	3,809	4,096	-287	13,945	4,090	1,006	3,084	3,266,268	8,223



.....: 7-day moving average

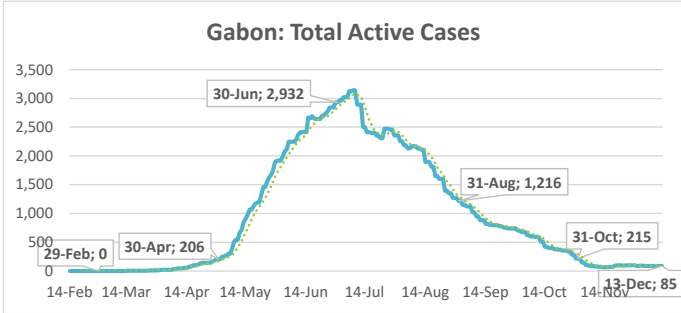
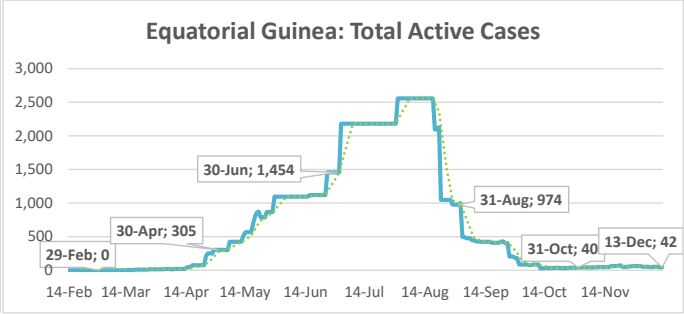
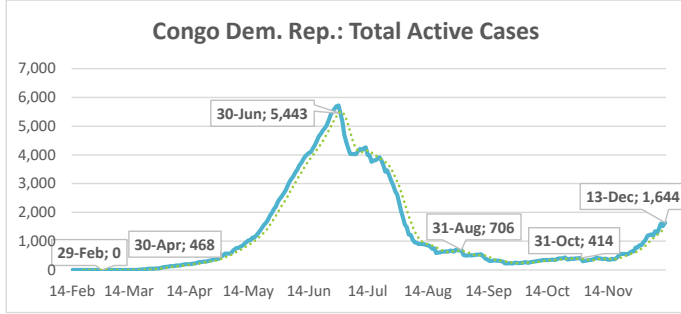
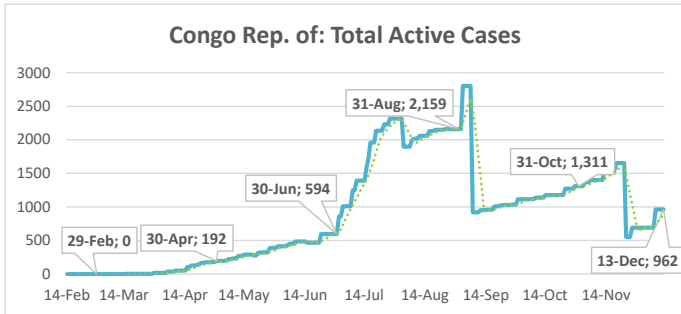
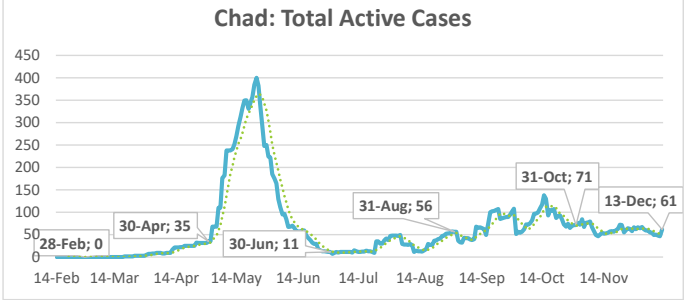
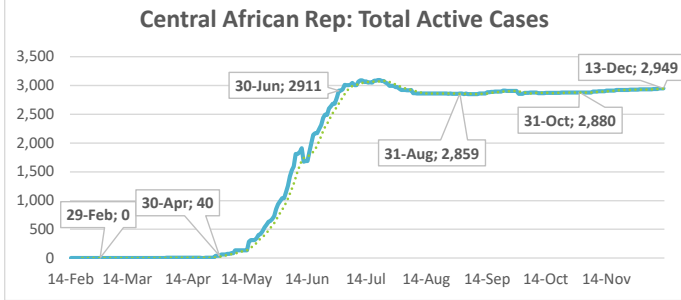
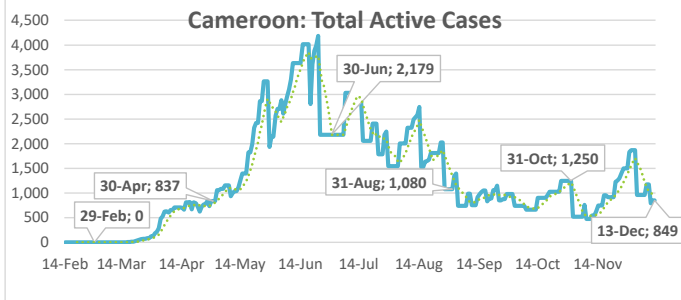
Central Africa

Highlights of the Covid-19 Situation in Central Africa as of December 13, 2020

- **As of Sunday, December 13, 2020, the number of total cases in the Central Africa region reached 66,874.** The region reported 1,761 new cases in the review week, which is 11.4% higher compared to the new cases reported in the preceding week. The total number of deaths reported reached 1,207, recording 16 new deaths in the review week. The number of total recovered cases reached 59,075, of which 1,179 were newly recovered cases during the review week. The total number of active cases stands at 6,592, which is an increase of 566 cases in the review week.
- **Cameroon accounted for 37.6% of the total cases, while DRC accounted for 53.0% of the new cases in the region during the week under review.** Chad has the lowest number of total cases in the region at 1,770.
- **The average case fatality rate (CFR) for the region stands at 1.8%. The highest CFR in the region was reported in Chad at 5.8% and the lowest in Gabon at 0.7%.**

Summary of COVID-19 tracking in Central Africa: Situation for the week ending 13 December 2020

	Date of first case	Cases				Deaths				Recovered				Active				Test	
		Total cases	New cases for the week of	New cases for the week of	Weekly change	Total deaths	New deaths for the week of	New deaths for the week of	Weekly change from Previous week	Total Recovered	New recovered for the week of	New recovered for the week of	Weekly change from Previous week	Active cases	New active for the week of	New active for the week of	Weekly change from Previous week	Total tests	Tests Per million People
			13 Dec.	06 Dec.			13 Dec.	06 Dec.			13 Dec.	06 Dec.			13 Dec.	06 Dec.			
Central Africa	6-Mar	66,874	1,761	1,581	180	1,207	16	19	-3	59,075	1,179	1,661	-482	6,592	566	-99	665	1,288,700	8,796
Cameroon	6-Mar	25,143	391	635	-244	443	0	6	-6	23,851	507	1,167	-660	849	-116	-538	422	659,314	24,837
Central African Rep.	15-Mar	4,936	14	9	5	63	0	0	0	1,924	0	0	0	2,949	14	9	5	34,679	7,180
Chad	19-Mar	1,770	45	43	2	102	0	1	-1	1,607	43	49	-6	61	2	-7	9	58,822	3,581
Congo Rep. of	15-Mar	6,049	275	0	275	99	5	0	5	4,988	0	0	0	962	270	0	270	48,174	8,730
Congo Dem. Rep.	10-Mar	14,461	934	825	109	352	8	11	-3	12,465	518	362	156	1,644	408	452	-44	85,603	956
Equatorial Guinea	14-Mar	5,185	26	6	20	85	0	0	0	5,058	35	14	21	42	-9	-8	-1	72,627	51,766
Gabon	12-Mar	9,330	76	63	13	63	3	1	2	9,182	76	69	7	85	-3	-7	4	329,481	148,033



.....: 7-day moving average

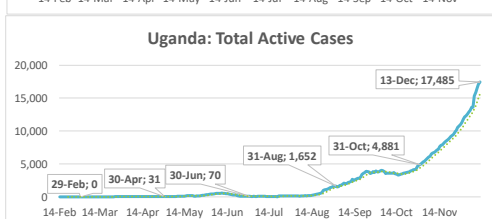
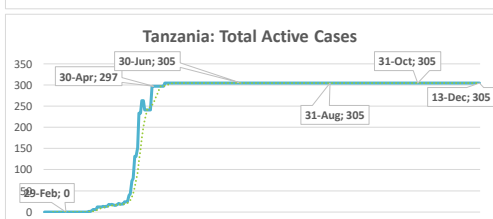
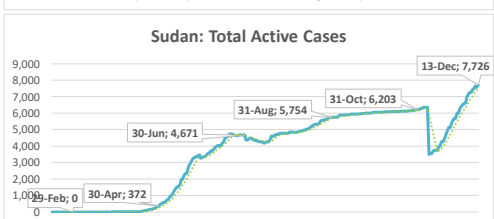
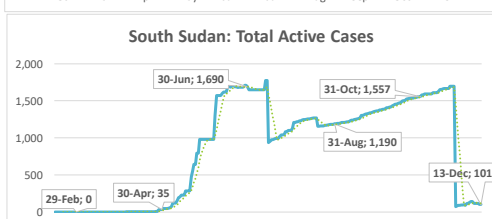
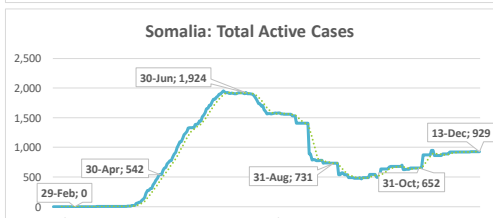
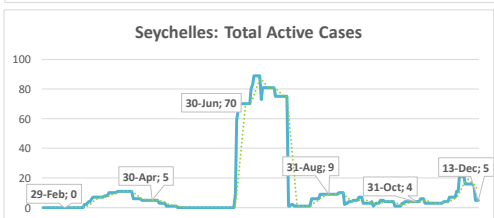
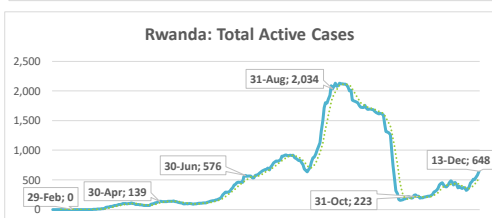
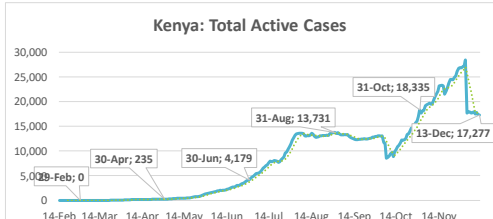
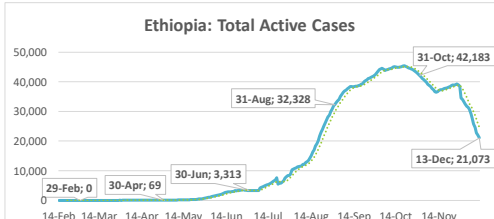
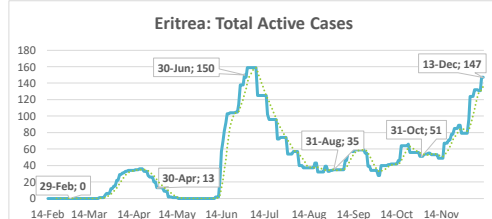
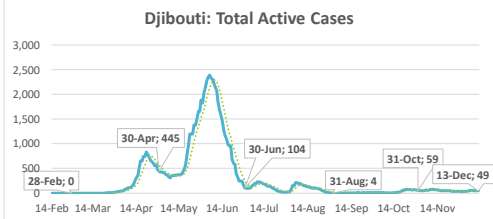
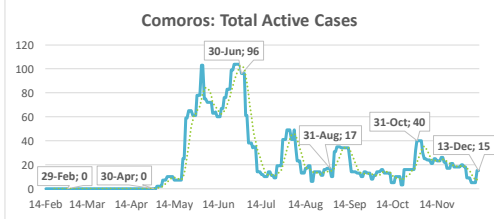
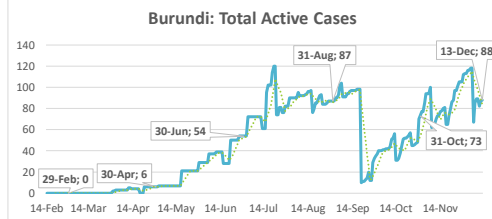
East Africa

Highlights of the Covid-19 Situation in East Africa as of December 13, 2020

- **As of Sunday, December 13, 2020, the number of total cases in the East Africa region reached 280,515.** The region reported 14,702 new cases in the review week, which is a 7.3% increase compared to the number of new cases reported in the preceding week. The total number of deaths reported reached 5,290, recording 192 new deaths in the review week. The number of total recovered cases reached 209,377, of which 19,641 were newly recovered cases during the review week. The total number of active cases stands at 65,848, which is a decline of 5,131 cases in the review week.
- **Ethiopia accounted for 41.6% of the total cases, while Uganda accounted for 34.2% of the new cases in the region during the week under review.** Seychelles has the lowest number of total cases in the region at 187.
- **The average case fatality rate (CFR) for the region stands at 1.9%. The highest CFR in the region was reported in Sudan at 6.3% and the lowest in Eritrea and Seychelles, where no deaths have been reported to date.**

Summary of COVID-19 tracking in East Africa: Situation for the week ending 13 December 2020

	Date of first case	Cases				Deaths				Recovered				Active				Test	
		Total cases	New cases for the week of	New cases for the week of	Weekly change	Total deaths	New deaths for the week of	New deaths for the week of	Weekly change from Previous week	Total Recovered	New recovered for the week of	New recovered for the week of	Weekly change from Previous week	Active cases	New active for the week of	New active for the week of	Weekly change from Previous week	Total tests	Tests Per million People
East Africa	13-Mar	280,515	14,702	13,707	995	5,290	192	198	-6	209,377	19,641	26,850	-7,209	65,848	-5,131	-13,341	8,210	4,428,220	11,793
Burundi	31-Mar	729	35	13	22	1	0	0	0	640	65	0	65	88	-30	13	-43	70,060	5,892
Comoros	2-May	628	12	5	7	7	0	0	0	606	6	14	-8	15	6	-9	-15	6,227	7,161
Djibouti	18-Mar	5,728	27	24	3	61	0	0	0	5,618	25	16	9	49	2	8	-6	95,261	96,418
Eritrea	21-Mar	711	79	55	24	0	0	0	0	564	56	10	46	147	23	45	-22	23,693	6,681
Ethiopia	13-Mar	116,769	3,474	3,761	-287	1,806	59	47	-12	93,890	13,059	11,516	1,543	21,073	-9,644	-7,802	-1,842	1,706,321	14,842
Kenya	13-Mar	91,892	3,512	5,064	-1,552	1,587	61	74	-13	73,028	4,099	13,954	-9,855	17,277	-648	-8,964	8,316	971,522	18,068
Rwanda	14-Mar	6,659	530	210	320	56	5	3	-2	5,955	259	216	43	648	266	-9	275	667,894	51,566
Seychelles	15-Mar	187	3	11	-8	0	0	0	0	182	14	6	8	5	-11	5	-16	16,401	166,767
Somalia	16-Mar	4,579	54	74	-20	121	0	8	-8	3,529	49	63	-14	929	5	3	-2	26,509	1,668
South Sudan	5-Apr	3,206	25	72	-47	62	0	1	-1	3,043	66	23	43	101	-41	48	-89	63,753	5,695
Sudan	13-Mar	21,386	1,918	2,064	-146	1,347	52	60	-8	12,313	1,292	846	446	7,726	574	1,158	-584	95,990	2,189
Tanzania	16-Mar	509	21	183	305	3,880	65
Uganda	21-Mar	27,532	5,033	2,354	2,679	221	15	5	10	9,826	651	186	465	17,485	4,367	2,163	2,204	680,709	14,882



.....: 7-day moving average

North Africa

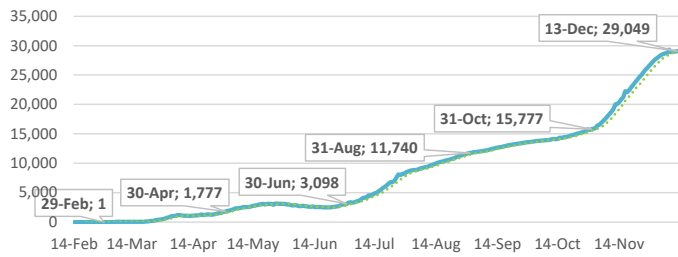
Highlights of the Covid-19 Situation in North Africa as of December 13, 2020

- **As of Sunday, December 13, 2020, the number of total cases in the North Africa region reached 826,397.** The region reported 39,958 new cases in the review week, which is 16.1% lower compared to the new cases reported in the preceding week. The total number of deaths reported reached 21,558, recording 1,046 new deaths in the review week. The number of total recovered cases reached 675,067, of which 42,127 were newly recovered cases during the review week. The total number of active cases stands at 129,772, which is a decline of 3,215 cases in the review week.
- **Morocco accounted for 48.4% of the total cases and 49.9% of the new cases in the region during the week under review.** Mauritania has the lowest number of total cases in the region at 10,971.
- **The average case fatality rate (CFR) for the region stands at 2.6%. The highest CFR in the region was reported in Egypt at 5.7% and the lowest in Libya at 1.4%.**

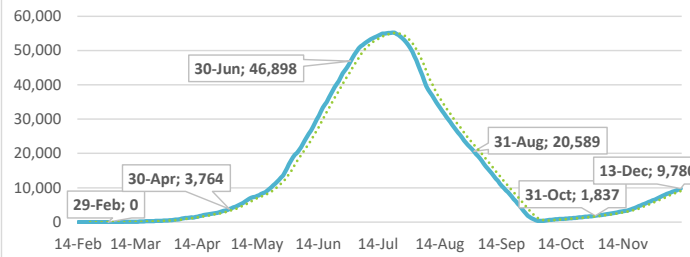
Summary of COVID-19 tracking in North Africa: Situation for the week ending 13 December 2020

	Date of first case	Cases				Deaths				Recovered				Active				Test	
		Total cases	New cases for the week of	New cases for the week of	Weekly change	Total deaths	New deaths for the week of	New deaths for the week of	Weekly change from Previous week	Total Recovered	New recovered for the week of	New recovered for the week of	Weekly change from Previous week	Active cases	New active for the week of	New active for the week of	Weekly change from Previous week	Total tests	Tests Per million People
			13 Dec.	06 Dec.			13 Dec.	06 Dec.			13 Dec.	06 Dec.			13 Dec.	06 Dec.			
North Africa	14-Feb	826,397	39,958	47,646	-7,688	21,558	1,046	1,117	-71	675,067	42,127	44,219	-2,092	129,772	-3,215	2,310	-5,525	6,543,061	31,695
Algeria	26-Feb	92,102	3,850	6,031	-2,181	2,596	80	106	-26	60,457	3,311	3,942	-631	29,049	459	1,983	-1,524	230,553	5,258
Egypt	14-Feb	121,575	3,143	2,891	252	6,920	149	135	14	104,875	1,374	905	469	9,780	1,620	1,851	-231	1,000,000	9,772
Libya	25-Mar	90,779	4,199	4,150	49	1,299	68	65	3	60,895	4,193	3,436	757	28,585	-62	649	-711	483,652	70,387
Mauritania	14-Mar	10,971	1,455	969	486	225	37	13	24	8,076	227	132	95	2,670	1,191	824	367	121,358	26,100
Morocco	5-Mar	399,609	19,952	25,854	-5,902	6,624	379	456	-77	356,023	24,722	28,987	-4,265	36,962	-5,149	-3,589	-1,560	4,194,760	113,647
Tunisia	5-Mar	111,361	7,359	7,751	-392	3,894	333	342	-9	84,741	8,300	6,817	1,483	22,726	-1,274	592	-1,866	512,738	43,384

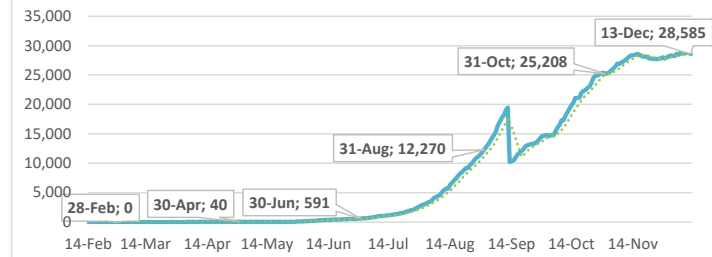
Algeria: Total Active Cases



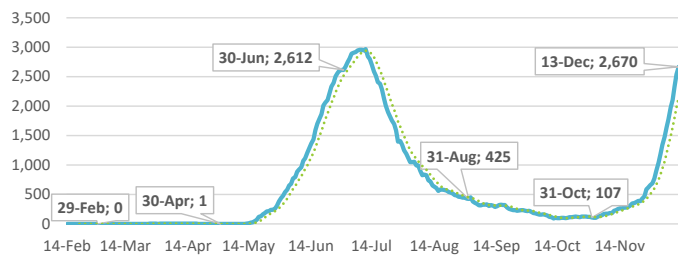
Egypt: Total Active Cases



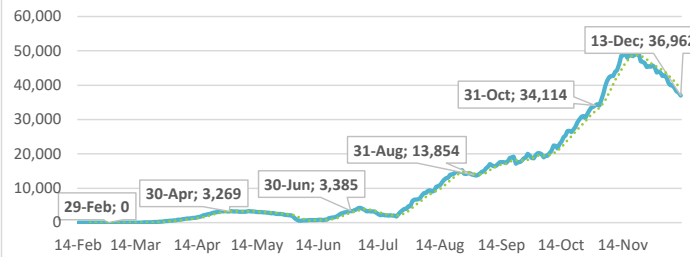
Libya: Total Active Cases



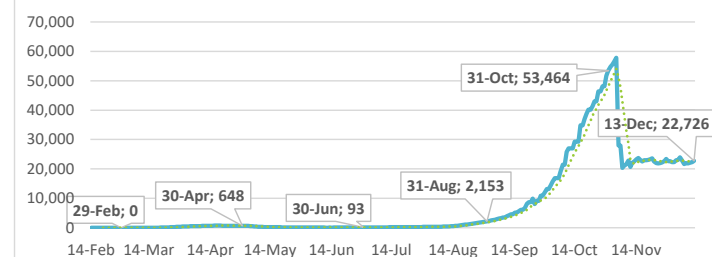
Mauritania: Total Active Cases



Morocco: Total Active Cases



Tunisia: Total Active Cases



.....: 7-day moving average

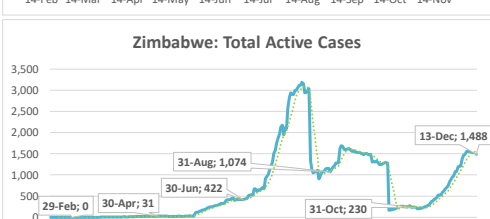
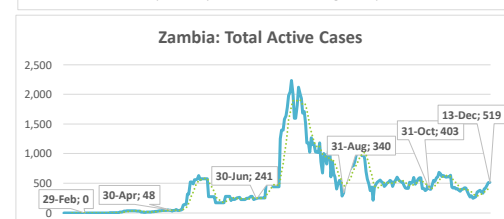
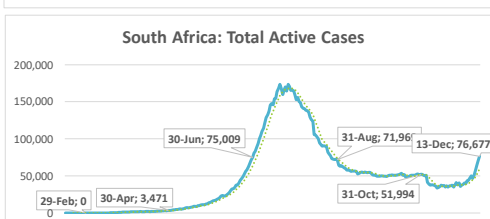
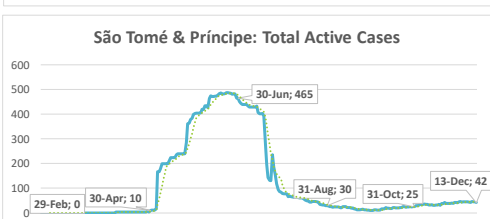
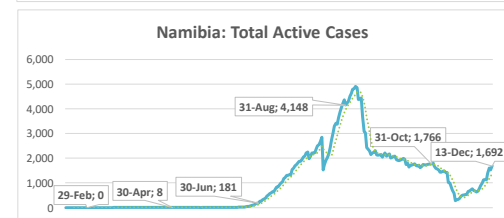
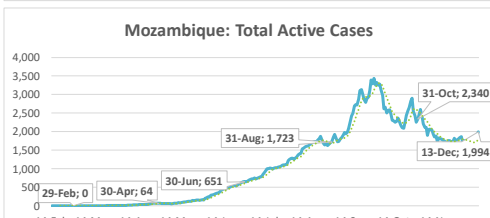
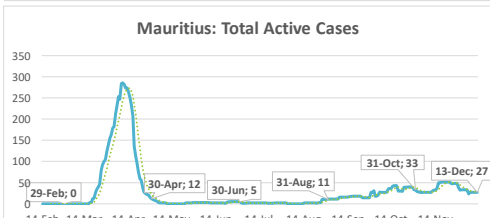
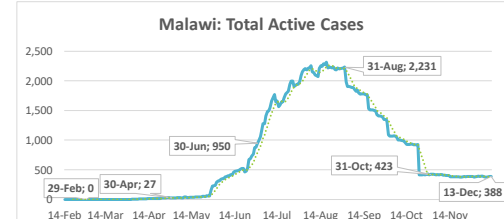
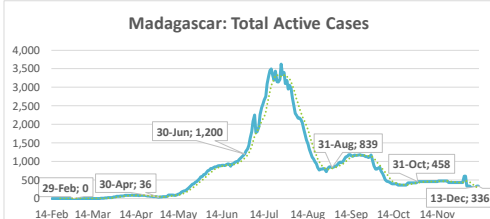
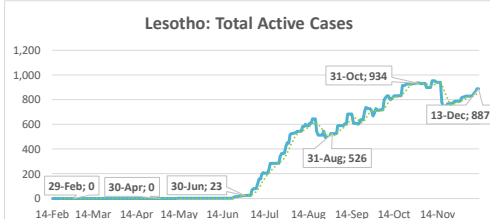
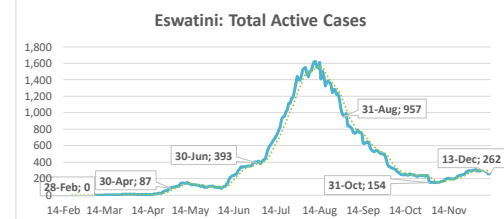
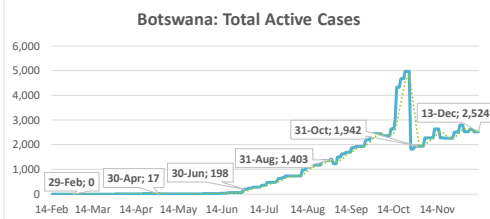
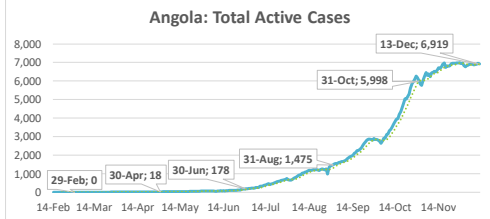
Southern Africa

Highlights of the Covid-19 Situation in Southern Africa as of December 13, 2020

- **As of Sunday, December 13, 2020, the number of total cases in the Southern Africa region reached 986,858.** The region reported 51,493 new cases in the review week, which is a 63.3% increase compared to the new cases reported in the preceding week. The total number of deaths reported reached 25,304, recording 1,137 new deaths in the review week. The number of total recovered cases reached 867,799, of which 20,122 were newly recovered cases during the review week. The total number of active cases stands at 93,755, which is an increase of 30,234 cases in the review week.
- **South Africa accounted for 87.2% of the total cases and 90.1% of the new cases in the region during the week under review.** Mauritius has the lowest number of total cases in the region at 515.
- **The average case fatality rate (CFR) for the region stands at 2.6%. The highest CFR in the region was reported in Malawi at 3.1% and the lowest in Botswana at 0.3%.**

Summary of COVID-19 tracking in Southern Africa: Situation for the week ending 13 December 2020

	Date of first case	Cases				Deaths				Recovered				Active				Test	
		Total cases	New cases for the week of	New cases for the week of	Weekly change	Total deaths	New deaths for the week of	New deaths for the week of	Weekly change from Previous week	Total Recovered	New recovered for the week of	New recovered for the week of	Weekly change from Previous week	Active cases	New active for the week of	New active for the week of	Weekly change from Previous week	Total tests	Tests Per million People
Southern Africa	5-Mar	986,858	51,493	31,539	19,954	25,304	1,137	772	365	867,799	20,122	18,236	1,886	93,755	30,234	12,531	17,703	8,181,292	38,377
Angola	27-Mar	16,188	597	488	109	371	17	8	9	8,898	560	575	-15	6,919	20	-95	115	171,247	5,210
Botswana	16-Mar	12,501	970	1,273	-303	37	3	3	0	9,940	962	1,261	-299	2,524	5	9	-4	470,387	200,026
Eswatini	14-Mar	6,768	267	91	176	127	5	1	4	6,379	289	94	195	262	-27	-4	-23	70,078	60,404
Lesotho	13-May	2,250	100	41	59	44	0	0	0	1,319	41	0	41	887	59	41	18	27,964	13,054
Madagascar	20-Mar	17,587	74	172	-98	259	4	4	0	16,992	65	270	-205	336	5	-102	107	96,565	3,487
Malawi	2-Apr	6,066	15	26	-11	187	2	0	2	5,491	15	23	-8	388	-2	3	-5	78,962	4,128
Mauritius	18-Mar	515	7	7	0	10	0	0	0	478	13	22	-9	27	-6	-15	9	301,345	236,950
Mozambique	27-Mar	16,954	710	631	79	142	9	3	6	14,818	402	739	-337	1,994	299	-111	410	248,476	7,950
Namibia	14-Mar	16,536	1,458	733	725	160	8	1	7	14,684	745	500	245	1,692	705	232	473	175,923	69,236
São Tomé & Príncipe	6-Apr	1,009	10	10	0	17	0	0	0	950	13	7	6	42	-3	3	-6	7,498	34,213
South Africa	5-Mar	860,964	46,399	26,863	19,536	23,276	1,070	729	341	761,011	16,231	14,147	2,084	76,677	29,098	11,987	17,111	5,859,178	98,791
Zambia	18-Mar	18,274	358	308	50	367	3	7	-4	17,388	215	190	25	519	140	111	29	484,299	26,344
Zimbabwe	25-Mar	11,246	528	896	-368	307	16	16	0	9,451	571	408	163	1,488	-59	472	-531	189,370	12,741



.....: 7-day moving average

West Africa

Highlights of the Covid-19 Situation in West Africa as of December 13, 2020

- **As of Sunday, December 13, 2020, the number of total cases in the West Africa region reached 218,425.** The region reported 7,972 new cases in the review week, which is a 55.0% increase compared to the new cases reported in the preceding week. The total number of deaths reported reached 2,975, recording 73 new deaths in the review week. The number of total recovered cases reached 201,505, of which 3,809 were newly recovered cases during the review week. The total number of active cases stands at 13,945, which is an increase of 4,090 cases in the review week.
- **Nigeria accounted for 33.5% of the total cases and 49.2% of the new cases in the region during the week under review.** Liberia has the lowest number of total cases in the region at 1,676.
- **The average case fatality rate (CFR) for the region stands at 1.4%. The highest CFR in the region are reported in Liberia at 5.0% and the lowest in Côte d'Ivoire, Guinea and Ghana at 0.6%.**

Summary of COVID-19 tracking in West Africa: Situation for the week ending 13 December 2020

	Date of first case	Cases				Deaths				Recovered				Active				Test	
		Total cases	New cases for the week of	New cases for the week of	Weekly change	Total deaths	New deaths for the week of	New deaths for the week of	Weekly change from Previous week	Total Recovered	New recovered for the week of	New recovered for the week of	Weekly change from Previous week	Active cases	New active for the week of	New active for the week of	Weekly change from Previous week	Total tests	Tests Per million People
West Africa	28-Feb	218,425	7,972	5,143	2,829	2,975	73	41	32	201,505	3,809	4,096	-287	13,945	4,090	1,006	3,084	3,266,268	8,223
Benin	16-Mar	3,090	35	81	-46	44	0	1	-1	2,972	65	88	-23	74	-30	-8	-22	360,194	29,711
Burkina Faso	9-Mar	4,030	818	356	462	71	3	0	-3	2,910	199	118	81	1,049	616	238	378	79,567	3,806
Cabo Verde	20-Mar	11,357	294	316	-22	110	1	4	-3	10,962	366	367	-1	285	-73	-55	-18	107,404	193,177
Côte d'Ivoire	11-Mar	21,680	195	175	20	133	1	1	0	21,298	189	162	27	249	5	12	-7	234,067	8,873
Gambia, The	18-Mar	3,782	12	36	-24	123	0	0	0	3,647	32	24	8	12	-20	12	-32	27,056	11,196
Ghana	12-Mar	52,933	659	705	-46	327	2	2	0	51,676	613	613	0	930	44	90	-46	620,148	19,958
Guinea	13-Mar	13,420	187	194	-7	79	3	0	-3	12,657	302	373	-71	684	-118	-179	61	272,418	20,743
Guinea-Bissau	27-Mar	2,444	3	19	-16	44	0	1	-1	2,337	10	18	-8	63	-7	0	-7	33,033	16,785
Liberia	16-Mar	1,676	0	81	-81	83	0	0	0	1,358	0	15	-15	235	0	66	-66	35,957	7,109
Mali	25-Mar	5,814	679	447	232	194	30	12	18	3,591	222	191	31	2,029	427	244	183	115,350	5,696
Niger	20-Mar	2,258	402	340	62	80	3	7	-4	1,292	55	30	25	886	344	303	41	52,702	2,177
Nigeria	28-Feb	73,175	3,920	1,843	2,077	1,197	17	7	10	66,090	1,316	1,719	-403	5,888	2,587	117	2,470	845,458	4,101
Senegal	2-Mar	17,075	598	402	196	349	11	5	6	16,094	318	179	139	632	269	218	51	256,874	15,341
Sierra Leone	31-Mar	2,440	14	15	-1	75	1	0	1	1,850	4	10	-6	515	9	5	4	65,275	8,183
Togo	6-Mar	3,251	156	133	23	66	1	1	0	2,771	118	189	-71	414	37	-57	94	160,765	19,419

