



AFRICAN DEVELOPMENT BANK GROUP

Weekly Data Flash on Covid-19 in Africa¹:

The situation as of Sunday, December 20, 2020

Statistics Department (ECST)

¹ This briefing note has been prepared by Roza Mamuye Bora, Senior Statistician; Anouar Chaouch, Statistician; Soumaila Karambiri, Statistical Assistant; Regis Hauhouot Stephane, Statistical Assistant and Desire Lakpa Guy, Statistical Assistant, under the supervision of Louis Kouakou, Division Manager ECST.1 and the guidance of Charles Leyeka Lufumpa, Director ECST.

For more information on Covid-19, please visit the Bank's Africa Information Highway
<https://africacovid.opendataforafrica.org/>.

Contents

	Page
Highlights of the Covid-19 Situation in Africa as of December 20, 2020	1
Data Annexes: Africa	3
Highlights of the Covid-19 Situation in Central Africa as of December 20, 2020	5
Data Annexes: Central Africa	6
Highlights of the Covid-19 Situation in East Africa as of December 20, 2020	8
Data Annexes: East Africa	9
Highlights of the Covid-19 Situation in North Africa as of December 20, 2020	11
Data Annexes: North Africa	12
Highlights of the Covid-19 Situation in Southern Africa as of December 20, 2020	14
Data Annexes: Southern Africa	15
Highlights of the Covid-19 Situation in West Africa as of December 20, 2020	17
Data Annexes: West Africa	18

Highlights of the Covid-19 Situation in Africa as of December 20, 2020²

- **Globally, the total number of confirmed Covid-19 cases reached 76,799,533 as of December 20, 2020, the majority of which (27.9%) were in Europe, followed by North America (26.7%), Asia (25.9%) and South America (16.3%).** The number of new cases reported globally in the review week amounted to 4,574,320. To date, 49,717,118 cases have recovered, representing 64.7% of confirmed global Covid-19 cases. The number of global deaths reached 1,692,872, of which 80,850 were recorded in the past week. The number of global active cases stands at 25,389,543.
- **Africa accounted for 3.3% of the total global cases, 3.5% of deaths, 4.2% of recovered cases and 1.4% of active cases as of December 20, 2020.**
- **As of Sunday, December 20, 2020, more than 24.5 million tests for Covid-19 had been administered in Africa, of which over 0.8 million were reported in the week under review.** The majority (25.0%) of these tests were conducted in South Africa, followed by Morocco (17.5%), Ethiopia (7.1%), Kenya (4.1%), Egypt (4.1%), Nigeria (3.6%), Uganda (2.9%), Rwanda (2.8%), Cameroon (2.7%) and Ghana (2.6%), which collectively accounted for 72.4% of the tests conducted in Africa.
- **Considering tests in relation to population size, Mauritius leads with 236,950 tests per 1 million people,** followed by Botswana (210,789), Cabo Verde (193,177), Seychelles (166,767) Gabon (152,764), Morocco (116,525), South Africa (103,540) and Djibouti (98,560). The average tests per 1 million people in Africa, stands at 18,340, which is an increase of 3.6% over the past week.
- **As of December 20, 2020, the total number of confirmed cases in Africa reached 2,509,056.** The majority of these cases (42.0%) were reported in Southern Africa, followed by North Africa at 34.5%, East Africa at 11.7%, West Africa at 9.1% and Central Africa at 2.7%. Southern Africa accounted for the highest number of cases, with 87.5% of those cases reported in the nation of South Africa. On the other hand, the rest of Southern African countries are among the least affected in Africa collectively accounting for 5.3% of the confirmed cases in Africa.
- **South Africa (36.7%), Morocco (16.6%), Egypt (5.0%), Tunisia (4.8%), Ethiopia (4.8%), Algeria (3.8%), Libya (3.8%), Kenya (3.8%), Nigeria (3.1%) and Ghana (2.1%) together account for 84.5% of the total cases in Africa, as of December 20, 2020.** Five countries with the lowest number of cases are Seychelles, Mauritius, Comoros, Eritrea and Burundi; cases ranging between 202 in Seychelles and 761 in Burundi and collectively accounting for 0.1% of the confirmed cases in Africa. Considering population size, Cabo Verde, South Africa, Libya, Morocco and Tunisia are the five countries with the highest number of confirmed cases per million people; rates ranging from 21,031 in Cabo Verde to 10,188 in Tunisia.

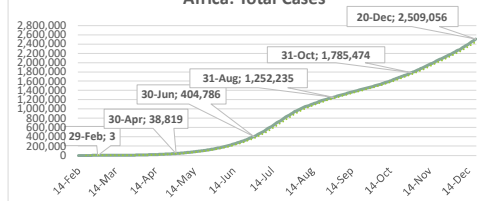
² Tanzania has not released data on Covid-19 since May 08, 2020.

- **In the week under review, a total of 129,987 new cases were reported in Africa, which is a 12.2% increase compared to the new cases recorded in the previous week. These new cases in Africa account for 2.8% of the weekly new cases recorded globally.** The Southern Africa region accounted for 51.8% of the weekly new cases in Africa, followed by North Africa (30.1%), East Africa (9.1%), West Africa (7.4%), and Central Africa (1.6%).
- **As of December 20, 2020, a total of 59,099 deaths had been reported in Africa since the start of the pandemic, of which 45.3% were in Southern Africa, 38.1% in North Africa, 9.3% in East Africa, 5.2% in West Africa and 2.1% in Central Africa.** South Africa, Egypt, Morocco, Tunisia and Algeria are the five countries with the highest reported deaths due to Covid-19; deaths ranging between 24,691 in South Africa and 2,666 in Algeria. A total of 2,765 new deaths were reported in Africa in the week under review, which is an increase of 12.2% compared to the preceding week. As of December 20, 2020, Eritrea and the Seychelles are the only countries in Africa not to have reported any deaths since the onset of the pandemic.
- **The case fatality rate (CFR), deaths per confirmed cases, for Africa stands at 2.4% in the review period, slightly higher than the global average of 2.2%.** The CFR in Africa has stayed unchanged at 2.4% since August 2020, while the global average CFR has been on a continuous decline. Regionally, West Africa has the lowest CFR at 1.3%, followed by Central Africa at 1.8% and East Africa at 1.9%, while North Africa at 2.6% and Southern Africa at 2.5% recorded higher CFR than the African average. As of December 20, 2020, higher than or equal to Africa average CFRs were recorded in fifteen African countries, namely Sudan (6.3%), Egypt (5.7%), Chad (5.4%), Liberia (4.7%), Mali (3.6%), Tunisia (3.4%), Niger (3.3%), The Gambia (3.2%), Sierra Leone (3.0%), Malawi (3.0%), Algeria (2.8%), South Africa (2.7%), Somalia (2.7%), Zimbabwe (2.6%) and DRC (2.4%).
- **As of December 20, 2020, the number of recovered cases in Africa reached 2,105,773, which is 83.9% of its total confirmed cases.** West Africa (90.8%), Central Africa (87.2%) and Southern Africa (85.9%) have recorded higher recovery rates than the average for Africa, while North Africa (82.0%) and East Africa (76.3%) showed relatively lower recovery rates. In the week under review, 92,950 newly recovered cases were reported.
- **As of December 20, 2020, the total number of active cases in Africa stands at 344,184, which is an increase of 34,272 cases over the previous week.** Eight countries, namely South Africa (103,317), Morocco (32,014), Algeria (29,277), Tunisia (28,645), Libya (28,397), Uganda (20,487), Kenya (17,126) and Ethiopia (15,118) jointly accounted for 79.7% of the active cases as of December 20, 2020.
- **From a regional perspective, North Africa accounts for 38.7% of active cases in Africa,** Southern Africa (35.4%), East Africa (18.5%), West Africa (5.2%) and Central Africa (2.2%). Taken together North and Southern Africa account for about 74.1% of all active cases in Africa.

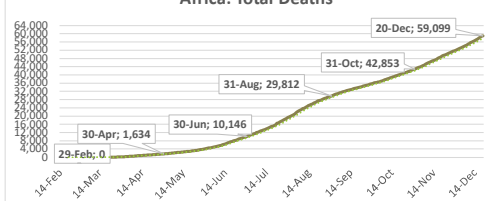
Summary of COVID-19 tracking in Africa: Situation for the week ending 20 December 2020

	Date of first case	Cases				Deaths				Recovered				Active				Test	
		Total cases	New cases for the week of	New cases for the week of	Weekly change from Previous week	Total deaths	New deaths for the week of	New deaths for the week of	Weekly change from Previous week	Total Recovered	New recovered for the week of	New recovered for the week of	Weekly change from Previous week	Active cases	New active for the week of	New active for the week of	Weekly change from Previous week	Total tests	Tests Per million People
		20 Dec.	13 Dec.	13 Dec.		20 Dec.	13 Dec.	13 Dec.		20 Dec.	13 Dec.	13 Dec.		20 Dec.	13 Dec.	13 Dec.			
World	31-Dec	76,799,533	4,574,320	5,161,785	-587,465	1,692,872	80,850	75,999	4,851	49,717,118	2,451,692	4,115,105	-1,663,413	25,389,543	2,041,778	970,681	1,071,097	1,149,946,359	147,527
Africa	14-Feb	2,509,056	129,987	115,886	14,101	59,099	2,765	2,464	301	2,105,773	92,950	86,878	6,072	344,184	34,272	26,544	7,728	24,554,430	18,340
Central Africa	6-Mar	68,984	2,110	1,761	349	1,232	25	16	9	60,160	1,085	1,179	-94	7,592	1,000	566	434	1,308,369	8,930
East Africa	13-Mar	292,317	11,802	14,702	-2,900	5,497	207	192	15	223,006	13,629	19,641	-6,012	63,814	-2,034	-5,131	3,097	4,560,571	12,146
North Africa	14-Feb	865,548	39,151	39,958	-807	22,513	955	1,046	-91	709,834	34,767	42,127	-7,360	133,201	3,429	-3,215	6,644	6,718,180	32,544
Southern Africa	5-Mar	1,054,206	67,348	51,493	15,855	26,796	1,492	1,137	355	905,646	37,847	20,122	17,725	121,764	28,009	30,234	-2,225	8,569,113	40,196
West Africa	28-Feb	228,001	9,576	7,972	1,604	3,061	86	73	13	207,127	5,622	3,809	1,813	17,813	3,868	4,090	-222	3,398,197	8,555

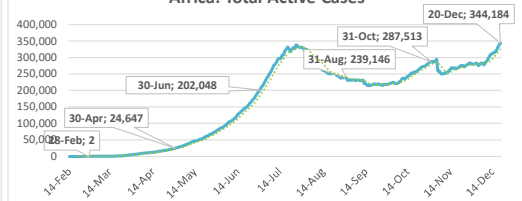
Africa: Total Cases



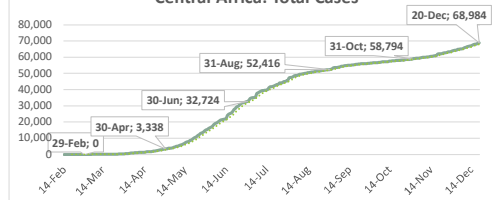
Africa: Total Deaths



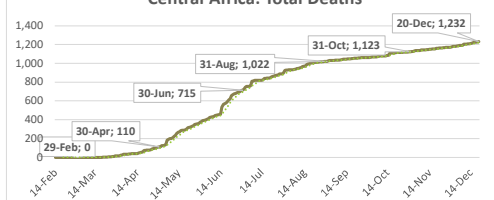
Africa: Total Active Cases



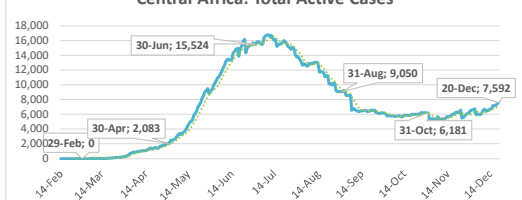
Central Africa: Total Cases



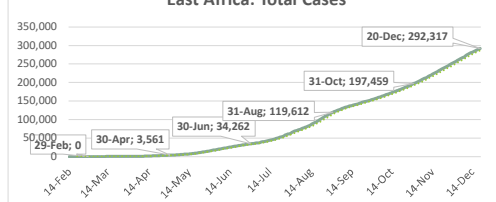
Central Africa: Total Deaths



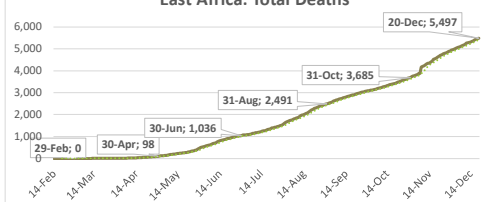
Central Africa: Total Active Cases



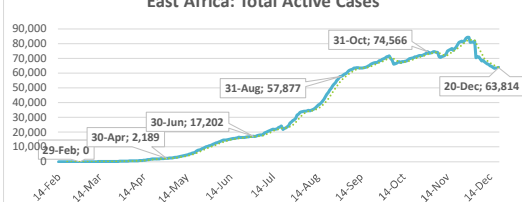
East Africa: Total Cases



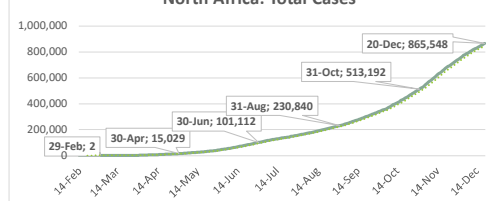
East Africa: Total Deaths



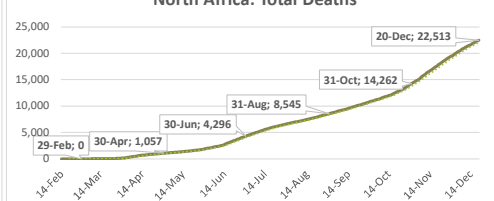
East Africa: Total Active Cases



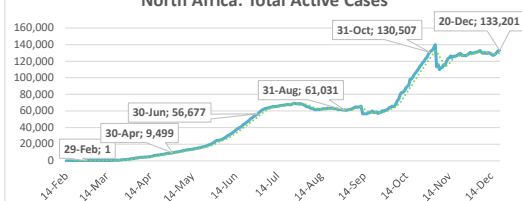
North Africa: Total Cases



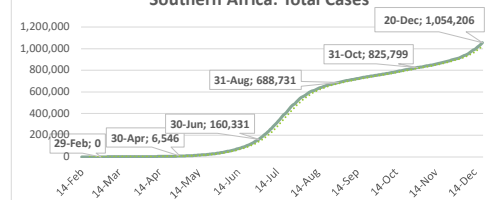
North Africa: Total Deaths



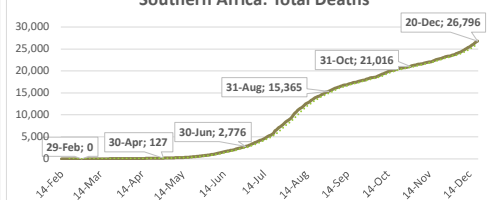
North Africa: Total Active Cases



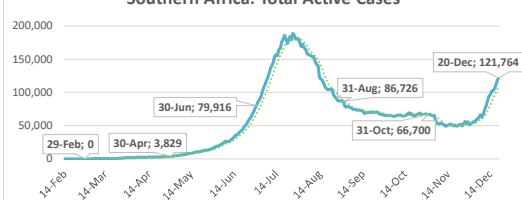
Southern Africa: Total Cases



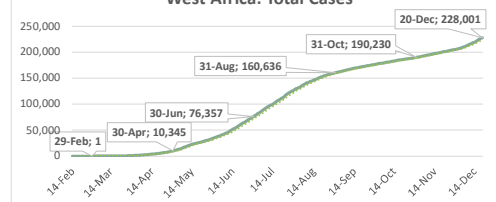
Southern Africa: Total Deaths



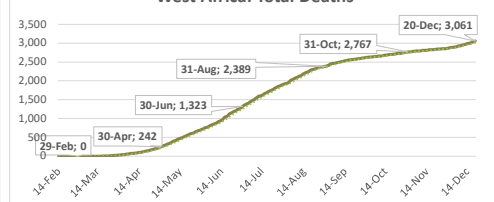
Southern Africa: Total Active Cases



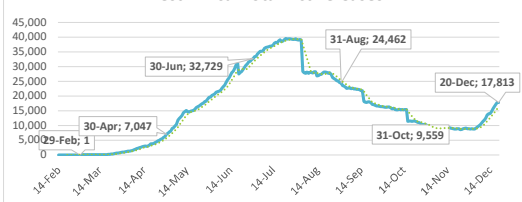
West Africa: Total Cases



West Africa: Total Deaths



West Africa: Total Active Cases



.....: 7-day moving average

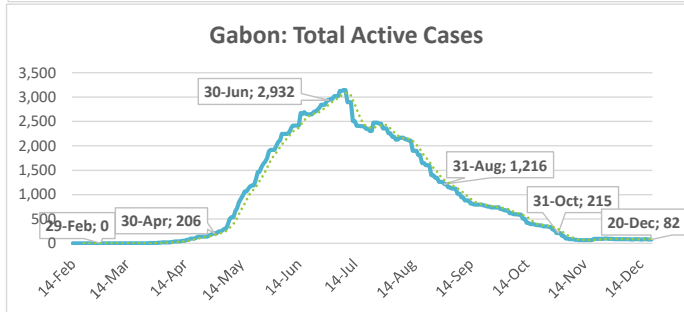
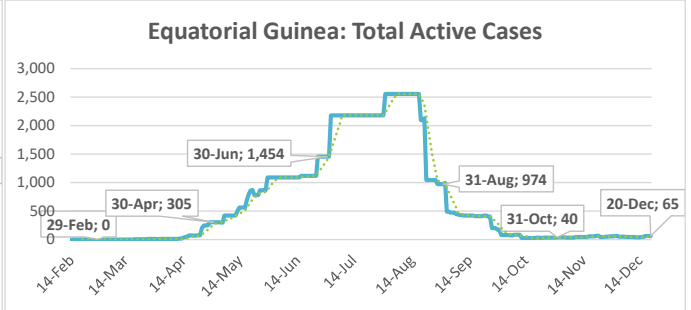
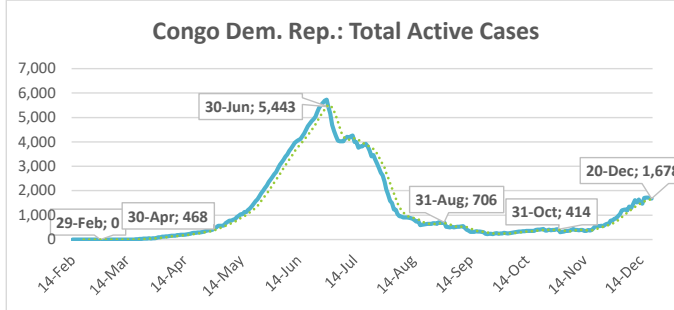
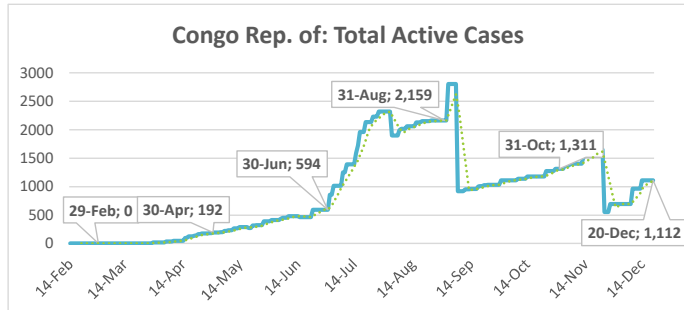
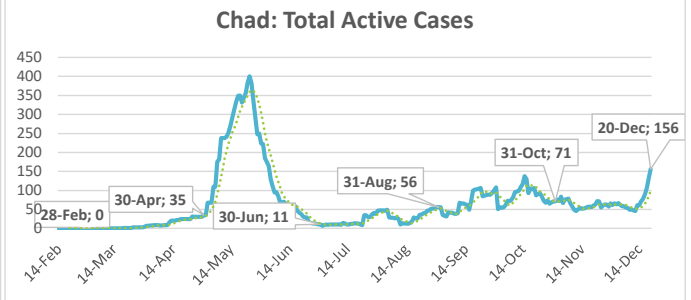
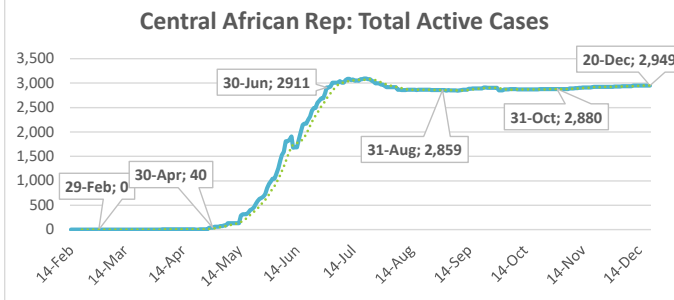
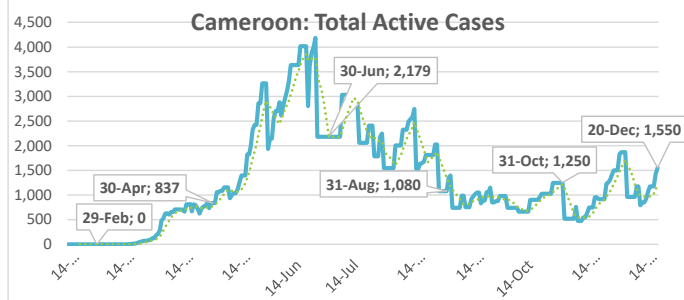
Central Africa

Highlights of the Covid-19 Situation in Central Africa as of December 20, 2020

- **As of Sunday, December 20, 2020, the number of total cases in the Central Africa region reached 68,984.** The region reported 2,110 new cases in the review week, which is 19.8% higher compared to the new cases reported in the preceding week. The total number of deaths reported reached 1,232, recording 25 new deaths in the review week. The number of total recovered cases reached 60,160, of which 1,085 were newly recovered cases during the review week. The total number of active cases stands at 7,592, which is an increase of 1,000 cases in the review week.
- **Cameroon accounted for 37.5% of the total cases, while DRC accounted for 49.0% of the new cases in the region during the week under review.** Chad has the lowest number of total cases in the region at 1,890.
- **The average case fatality rate (CFR) for the region stands at 1.8%. The highest CFR in the region was reported in Chad at 5.4% and the lowest in Gabon at 0.7%.**

Summary of COVID-19 tracking in Central Africa: Situation for the week ending 20 December 2020

	Date of first case	Cases				Deaths				Recovered				Active				Test	
		Total cases	New cases for the week of	New cases for the week of	Weekly change	Total deaths	New deaths for the week of	New deaths for the week of	Weekly change from Previous week	Total Recovered	New recovered for the week of	New recovered for the week of	Weekly change from Previous week	Active cases	New active for the week of	New active for the week of	Weekly change from Previous week	Total tests	Tests Per million People
			20 Dec.	13 Dec.			20 Dec.	13 Dec.			20 Dec.	13 Dec.			20 Dec.	13 Dec.			
Central Africa	6-Mar	68,984	2,110	1,761	349	1,232	25	16	9	60,160	1,085	1,179	-94	7,592	1,000	566	434	1,308,369	8,930
Cameroon	6-Mar	25,849	706	391	315	448	5	0	5	23,851	0	507	-507	1,550	701	-116	817	659,314	24,837
Central African Rep.	15-Mar	4,936	0	14	-14	63	0	0	0	1,924	0	0	0	2,949	0	14	-14	34,679	7,180
Chad	19-Mar	1,890	120	45	75	102	0	0	0	1,632	25	43	-18	156	95	2	93	63,040	3,838
Congo Rep. of	15-Mar	6,200	151	275	-124	100	1	5	-4	4,988	0	0	0	1,112	150	270	-120	48,174	8,730
Congo Dem. Rep.	10-Mar	15,495	1,034	934	100	370	18	8	10	13,447	982	518	464	1,678	34	408	-374	89,274	997
Equatorial Guinea	14-Mar	5,214	29	26	3	85	0	0	0	5,064	6	35	-29	65	23	-9	32	73,875	52,656
Gabon	12-Mar	9,400	70	76	-6	64	1	3	-2	9,254	72	76	-4	82	-3	-3	0	340,013	152,764



.....: 7-day moving average

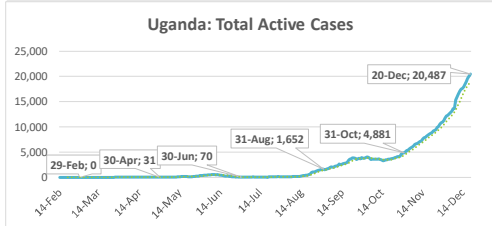
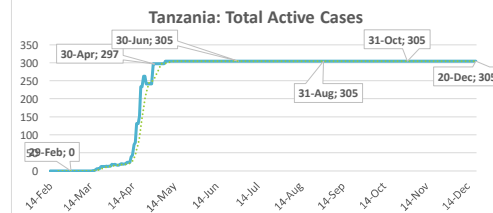
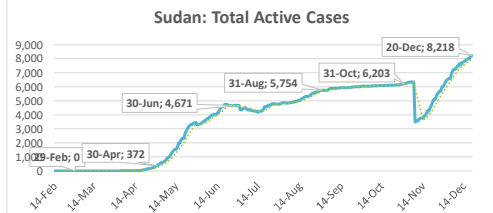
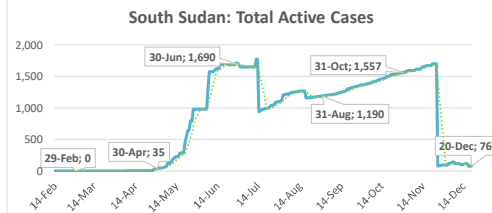
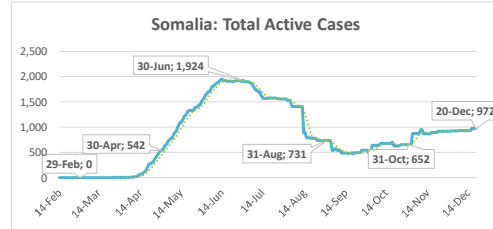
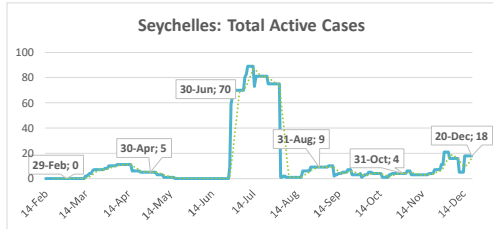
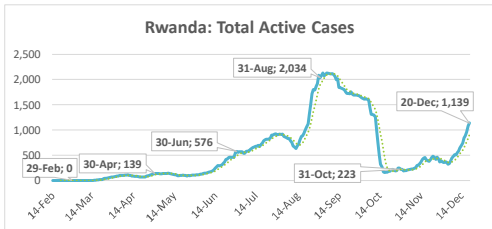
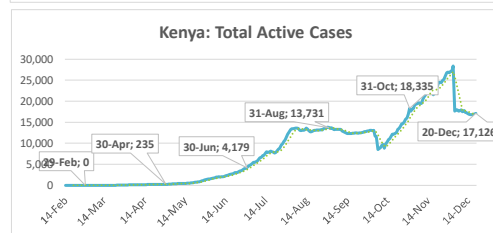
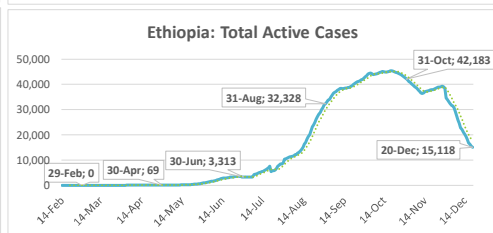
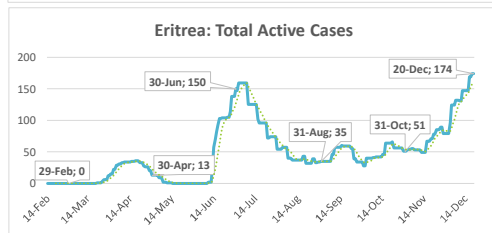
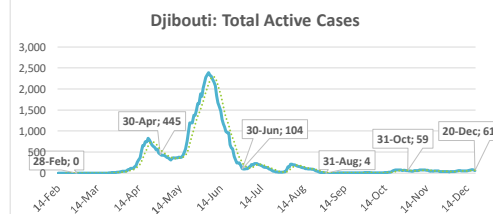
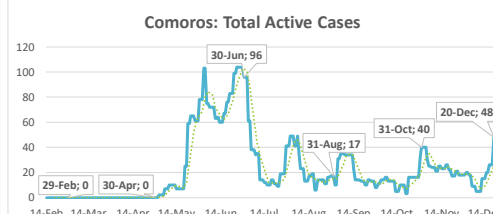
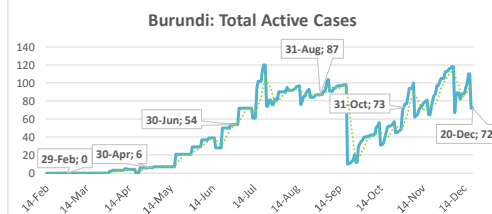
East Africa

Highlights of the Covid-19 Situation in East Africa as of December 20, 2020

- **As of Sunday, December 20, 2020, the number of total cases in the East Africa region reached 292,317.** The region reported 11,802 new cases in the review week, which is a 19.7% decline compared to the number of new cases reported in the preceding week. The total number of deaths reported reached 5,497, recording 207 new deaths in the review week. The number of total recovered cases reached 223,006, of which 13,629 were newly recovered cases during the review week. The total number of active cases stands at 63,814, which is a decline of 2,034 cases in the review week.
- **Ethiopia accounted for 41.0% of the total cases, while Uganda accounted for 31.0% of the new cases in the region during the week under review.** Seychelles has the lowest number of total cases in the region at 202.
- **The average case fatality rate (CFR) for the region stands at 1.9%. The highest CFR in the region was reported in Sudan at 6.3% and the lowest in Eritrea and Seychelles, where no deaths have been reported to date.**

Summary of COVID-19 tracking in East Africa: Situation for the week ending 20 December 2020

	Date of first case	Cases				Deaths				Recovered				Active				Test	
		Total cases	New cases for the week of	New cases for the week of	Weekly change	Total deaths	New deaths for the week of	New deaths for the week of	Weekly change from Previous week	Total Recovered	New recovered for the week of	New recovered for the week of	Weekly change from Previous week	Active cases	New active for the week of	New active for the week of	Weekly change from Previous week	Total tests	Tests Per million People
			20 Dec.	13 Dec.			20 Dec.	13 Dec.			20 Dec.	13 Dec.			20 Dec.	13 Dec.			
East Africa	13-Mar	292,317	11,802	14,702	-2,900	5,497	207	192	15	223,006	13,629	19,641	-6,012	63,814	-2,034	-5,131	3,097	4,560,571	12,146
Burundi	31-Mar	761	32	35	-3	2	1	0	-1	687	47	65	-18	72	-16	-30	14	76,962	6,472
Comoros	2-May	666	38	12	26	7	0	0	0	611	5	6	-1	48	33	6	27	6,227	7,161
Djibouti	18-Mar	5,781	53	27	26	61	0	0	0	5,659	41	25	16	61	12	2	10	97,377	98,560
Eritrea	21-Mar	754	43	79	-36	0	0	0	0	580	16	56	-40	174	27	23	4	23,693	6,681
Ethiopia	13-Mar	119,951	3,182	3,474	-292	1,853	47	59	-12	102,980	9,090	13,059	-3,969	15,118	-5,955	-9,644	3,689	1,743,663	15,167
Kenya	13-Mar	94,500	2,608	3,512	-904	1,639	52	61	-9	75,735	2,707	4,099	-1,392	17,126	-151	-648	497	1,003,493	18,662
Rwanda	14-Mar	7,293	634	530	104	63	7	5	-2	6,091	136	259	-123	1,139	491	266	225	690,221	53,290
Seychelles	15-Mar	202	15	3	12	0	0	0	0	184	2	14	-12	18	13	-11	24	16,401	166,767
Somalia	16-Mar	4,662	83	54	29	124	3	0	3	3,566	37	49	-12	972	43	5	38	26,509	1,668
South Sudan	5-Apr	3,228	22	25	-3	62	0	0	0	3,090	47	66	-19	76	-25	-41	16	64,687	5,779
Sudan	13-Mar	22,823	1,437	1,918	-481	1,434	87	52	35	13,171	858	1,292	-434	8,218	492	574	-82	95,990	2,189
Tanzania	16-Mar	509	21	183	305	3,880	65
Uganda	21-Mar	31,187	3,655	5,033	-1,378	231	10	15	-5	10,469	643	651	-8	20,487	3,002	4,367	-1,365	711,468	15,554



.....: 7-day moving average

North Africa

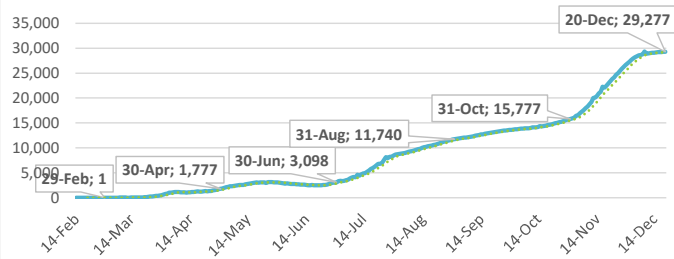
Highlights of the Covid-19 Situation in North Africa as of December 20, 2020

- **As of Sunday, December 20, 2020, the number of total cases in the North Africa region reached 865,548.** The region reported 39,151 new cases in the review week, which is a 2.0% decline compared to the new cases reported in the preceding week. The total number of deaths reported reached 22,513, recording 955 new deaths in the review week. The number of total recovered cases reached 709,834, of which 34,767 were newly recovered cases during the review week. The total number of active cases stands at 133,201, which is an increase of 3,429 cases in the review week.
- **Morocco accounted for 48.2% of the total cases and 44.7% of the new cases in the region during the week under review.** Mauritania has the lowest number of total cases in the region at 12,418.
- **The average case fatality rate (CFR) for the region stands at 2.6%. The highest CFR in the region was reported in Egypt at 5.7% and the lowest in Libya at 1.4%.**

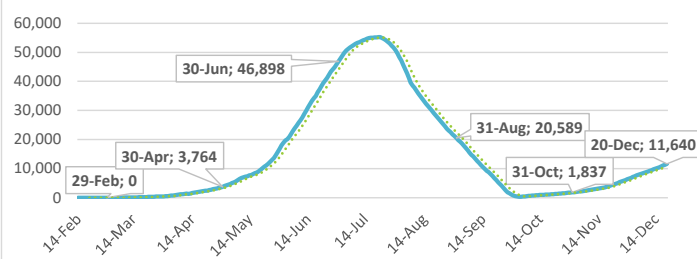
Summary of COVID-19 tracking in North Africa: Situation for the week ending 20 December 2020

	Date of first case	Cases				Deaths				Recovered				Active				Test	
		Total cases	New cases for the week of	New cases for the week of	Weekly change	Total deaths	New deaths for the week of	New deaths for the week of	Weekly change from Previous week	Total Recovered	New recovered for the week of	New recovered for the week of	Weekly change from Previous week	Active cases	New active for the week of	New active for the week of	Weekly change from Previous week	Total tests	Tests Per million People
			20 Dec.	13 Dec.			20 Dec.	13 Dec.			20 Dec.	13 Dec.			20 Dec.	13 Dec.			
North Africa	14-Feb	865,548	39,151	39,958	-807	22,513	955	1,046	-91	709,834	34,767	42,127	-7,360	133,201	3,429	-3,215	6,644	6,718,180	32,544
Algeria	26-Feb	95,203	3,101	3,850	-749	2,666	70	80	-10	63,260	2,803	3,311	-508	29,277	228	459	-231	230,553	5,258
Egypt	14-Feb	125,555	3,980	3,143	837	7,098	178	149	29	106,817	1,942	1,374	568	11,640	1,860	1,620	240	1,000,000	9,772
Libya	25-Mar	94,560	3,781	4,199	-418	1,353	54	68	-14	64,810	3,915	4,193	-278	28,397	-188	-62	-126	508,907	74,063
Mauritania	14-Mar	12,418	1,447	1,455	-8	281	56	37	19	8,909	833	227	606	3,228	558	1,191	-633	131,180	28,213
Morocco	5-Mar	417,125	17,516	19,952	-2,436	6,957	333	379	-46	378,154	22,131	24,722	-2,591	32,014	-4,948	-5,149	201	4,300,996	116,525
Tunisia	5-Mar	120,687	9,326	7,359	1,967	4,158	264	333	-69	87,884	3,143	8,300	-5,157	28,645	5,919	-1,274	7,193	546,544	46,244

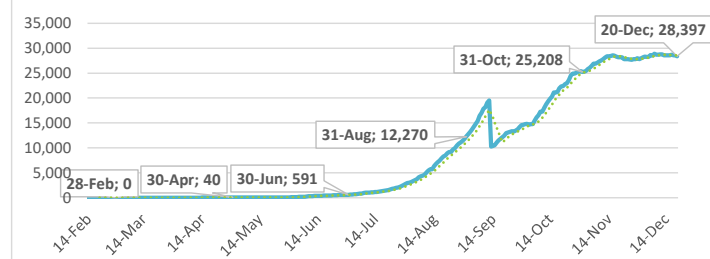
Algeria: Total Active Cases



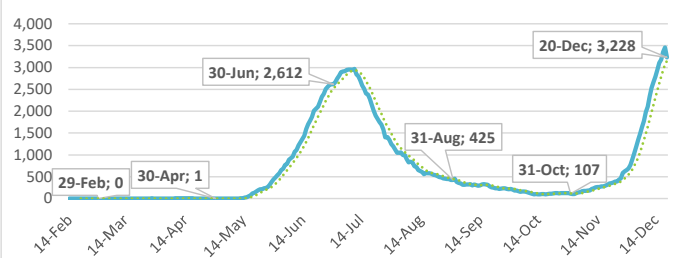
Egypt: Total Active Cases



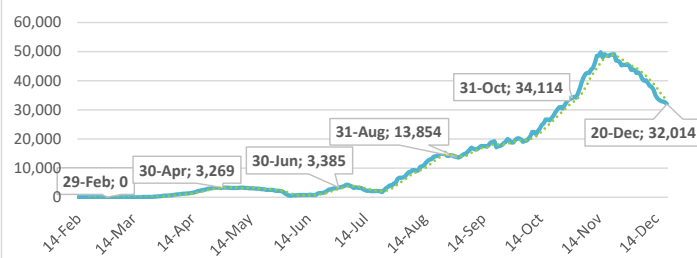
Libya: Total Active Cases



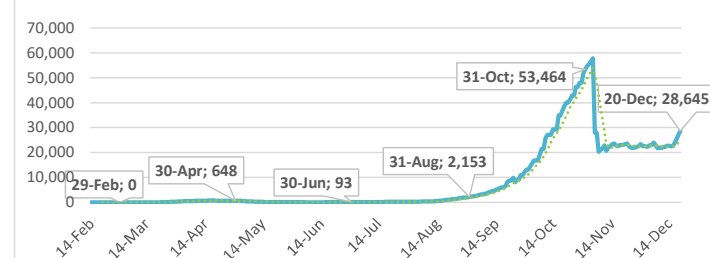
Mauritania: Total Active Cases



Morocco: Total Active Cases



Tunisia: Total Active Cases



.....: 7-day moving average

Southern Africa

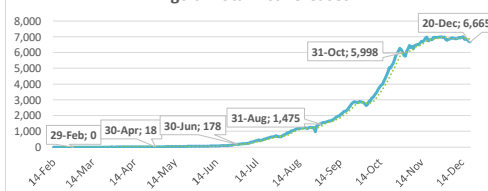
Highlights of the Covid-19 Situation in Southern Africa as of December 20, 2020

- **As of Sunday, December 20, 2020, the number of total cases in the Southern Africa region reached 1,054,206.** The region reported 67,348 new cases in the review week, which is a 30.8% increase compared to the new cases reported in the preceding week. The total number of deaths reported reached 26,796, recording 1,492 new deaths in the review week. The number of total recovered cases reached 905,646, of which 37,847 were newly recovered cases during the review week. The total number of active cases stands at 121,764, which is an increase of 28,009 cases in the review week.
- **South Africa accounted for 87.5% of the total cases and 90.5% of the new cases in the region during the week under review.** Mauritius has the lowest number of total cases in the region at 524.
- **The average case fatality rate (CFR) for the region stands at 2.5%. The highest CFR in the region was reported in Malawi at 3.0% and the lowest in Botswana at 0.3%.**

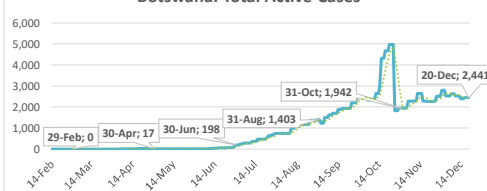
Summary of COVID-19 tracking in Southern Africa: Situation for the week ending 20 December 2020

	Date of first case	Cases				Deaths				Recovered				Active				Test	
		Total cases	New cases for the week of	New cases for the week of	Weekly change	Total deaths	New deaths for the week of	New deaths for the week of	Weekly change from Previous week	Total Recovered	New recovered for the week of	New recovered for the week of	Weekly change from Previous week	Active cases	New active for the week of	New active for the week of	Weekly change from Previous week	Total tests	Tests Per million People
		20 Dec.	13 Dec.	13 Dec.	13 Dec.	20 Dec.	13 Dec.	13 Dec.	13 Dec.	20 Dec.	13 Dec.	13 Dec.	13 Dec.	20 Dec.	13 Dec.	13 Dec.	13 Dec.	20 Dec.	20 Dec.
Southern Africa	5-Mar	1,054,206	67,348	51,493	15,855	26,796	1,492	1,137	355	905,646	37,847	20,122	17,725	121,764	28,009	30,234	-2,225	8,569,113	40,196
Angola	27-Mar	16,644	456	597	-141	387	16	17	-1	9,592	694	560	134	6,665	-254	20	-274	171,247	5,210
Botswana	16-Mar	13,014	513	970	-457	38	1	3	-2	10,535	595	962	-367	2,441	83	5	-88	495,696	210,789
Eswatini	14-Mar	7,427	659	267	392	140	13	5	8	6,696	317	289	28	591	329	-27	356	74,918	64,575
Lesotho	13-Mar	2,546	296	100	196	48	4	0	4	1,445	126	41	85	1,053	166	59	107	30,486	14,231
Madagascar	20-Mar	17,633	46	74	-28	260	1	4	-3	17,147	155	65	90	226	-110	5	-115	98,369	3,552
Malawi	2-Apr	6,161	95	15	80	187	0	2	-2	5,663	172	15	157	311	-77	-2	-75	81,943	4,283
Mauritius	18-Mar	524	9	7	2	10	0	0	0	489	11	13	-2	25	-2	-6	4	301,345	236,950
Mozambique	27-Mar	17,568	614	710	-96	148	6	9	-3	15,454	636	402	234	1,966	-28	299	-327	257,648	8,243
Namibia	14-Mar	18,714	2,178	1,458	720	177	17	8	9	15,967	1,283	745	538	2,570	878	705	173	187,786	73,905
São Tomé & Príncipe	6-Apr	1,012	3	10	-7	17	0	0	0	958	8	13	-5	37	-5	-3	-2	7,498	34,213
South Africa	5-Mar	921,922	60,958	46,399	14,559	24,691	1,415	1,070	345	793,914	32,903	16,231	16,672	103,317	26,640	29,098	-2,458	6,140,839	103,540
Zambia	18-Mar	18,716	442	358	84	373	6	3	3	17,762	374	215	159	581	62	140	-78	524,876	28,551
Zimbabwe	25-Mar	12,325	1,079	528	551	320	13	16	-3	10,024	573	571	2	1,981	493	-59	552	196,462	13,218

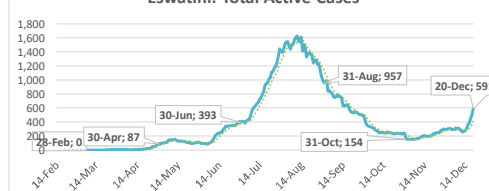
Angola: Total Active Cases



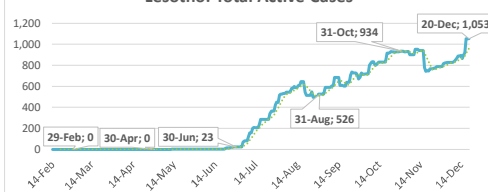
Botswana: Total Active Cases



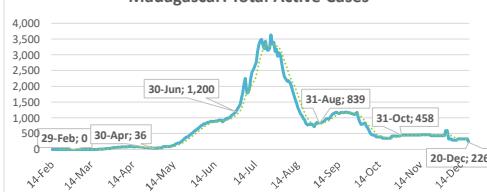
Eswatini: Total Active Cases



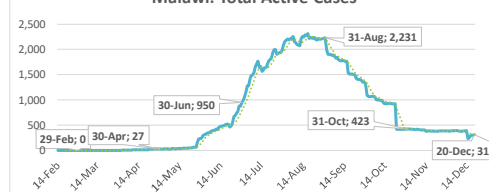
Lesotho: Total Active Cases



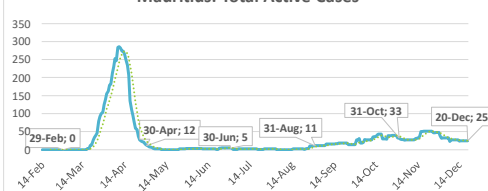
Madagascar: Total Active Cases



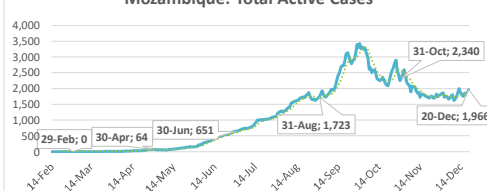
Malawi: Total Active Cases



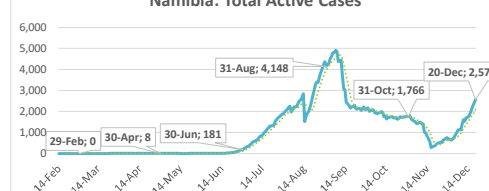
Mauritius: Total Active Cases



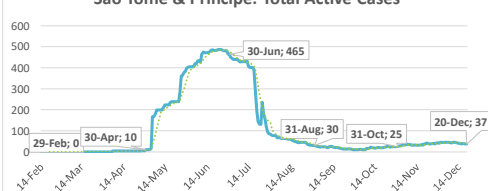
Mozambique: Total Active Cases



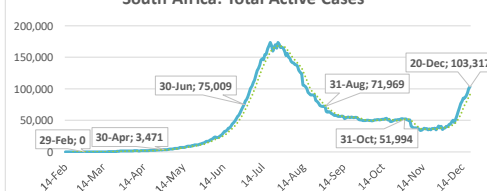
Namibia: Total Active Cases



São Tomé & Príncipe: Total Active Cases



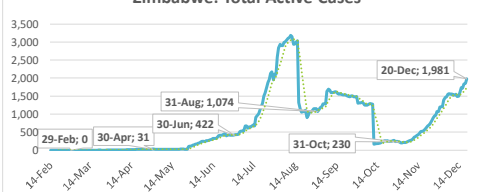
South Africa: Total Active Cases



Zambia: Total Active Cases



Zimbabwe: Total Active Cases



.....: 7-day moving average

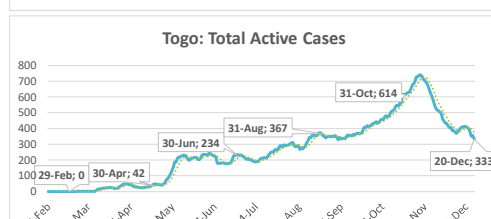
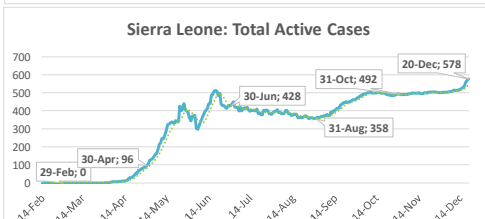
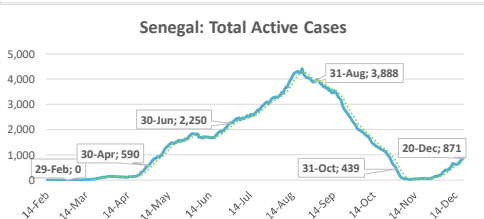
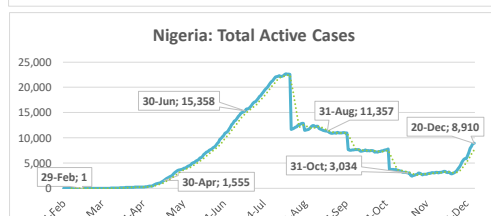
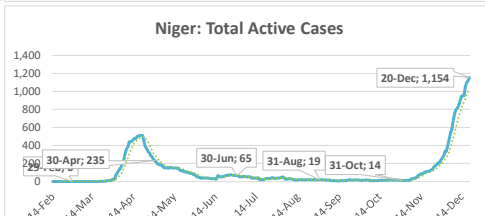
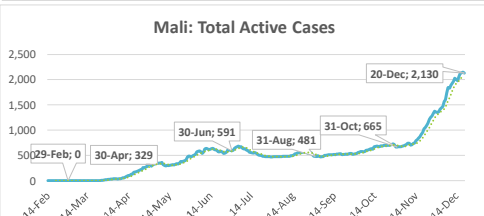
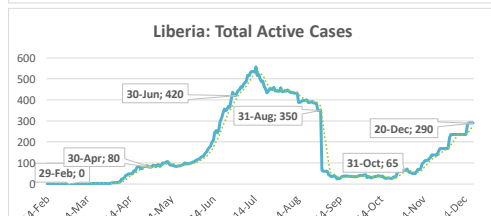
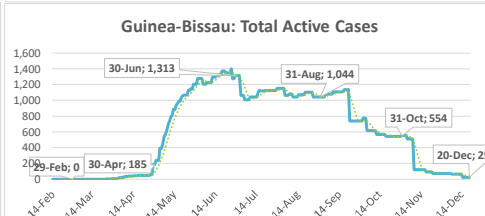
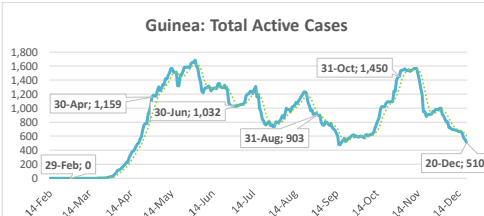
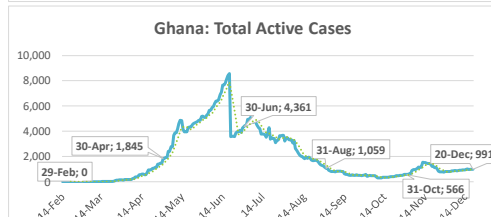
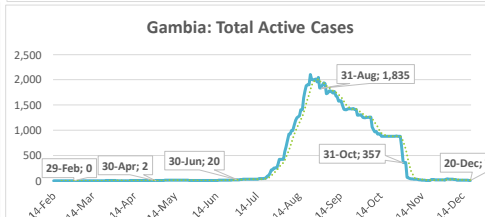
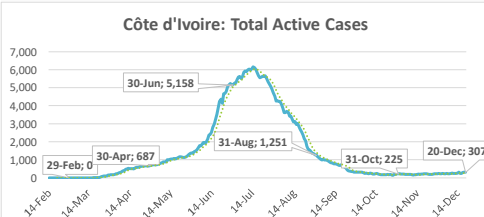
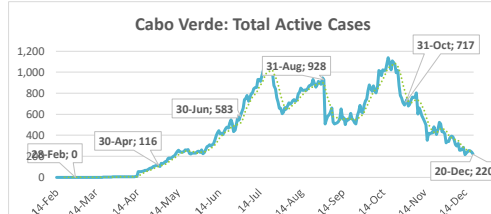
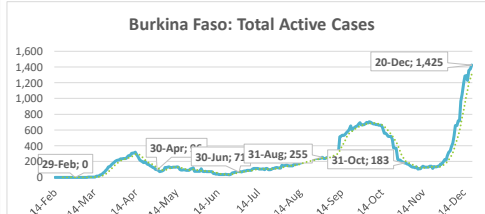
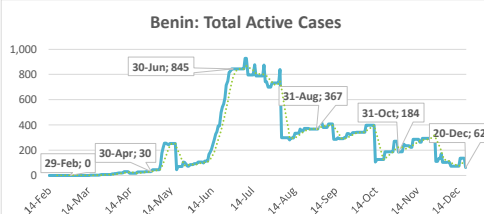
West Africa

Highlights of the Covid-19 Situation in West Africa as of December 20, 2020

- **As of Sunday, December 20, 2020, the number of total cases in the West Africa region reached 228,001.** The region reported 9,576 new cases in the review week, which is a 20.1% increase compared to the new cases reported in the preceding week. The total number of deaths reported reached 3,061, recording 86 new deaths in the review week. The number of total recovered cases reached 207,127, of which 5,622 were newly recovered cases during the review week. The total number of active cases stands at 17,813, which is an increase of 3,868 cases in the review week.
- **Nigeria accounted for 34.4% of the total cases and 54.9% of the new cases in the region during the week under review.** Liberia has the lowest number of total cases in the region at 1,779.
- **The average case fatality rate (CFR) for the region stands at 1.3%. The highest CFR in the region is reported in Liberia at 4.7% and the lowest in Côte d'Ivoire, Guinea, and Ghana at 0.6%.**

Summary of COVID-19 tracking in West Africa: Situation for the week ending 20 December 2020

	Date of first case	Cases				Deaths				Recovered				Active				Test	
		Total cases	New cases for the week of	New cases for the week of	Weekly change	Total deaths	New deaths for the week of	New deaths for the week of	Weekly change from Previous week	Total Recovered	New recovered for the week of	New recovered for the week of	Weekly change from Previous week	Active cases	New active for the week of	New active for the week of	Weekly change from Previous week	Total tests	Tests Per million People
		20 Dec.	13 Dec.	13 Dec.	13 Dec.	20 Dec.	13 Dec.	13 Dec.	13 Dec.	20 Dec.	13 Dec.	13 Dec.	13 Dec.	20 Dec.	13 Dec.	13 Dec.	13 Dec.		
West Africa	28-Feb	228,001	9,576	7,972	1,604	3,061	86	73	13	207,127	5,622	3,809	1,813	17,813	3,868	4,090	-222	3,398,197	8,555
Benin	16-Mar	3,167	77	35	42	44	0	0	0	3,061	89	65	24	62	12	30	18	379,760	31,325
Burkina Faso	9-Mar	5,160	1,130	818	312	76	5	3	2	3,659	749	199	550	1,425	376	616	-240	86,775	4,151
Cabo Verde	20-Mar	11,579	222	294	-72	111	1	1	0	11,248	286	366	-80	220	-65	-73	8	107,404	193,177
Côte d'Ivoire	11-Mar	21,918	238	195	43	133	0	1	-1	21,478	180	189	-9	307	58	5	53	244,957	9,286
Gambia, The	18-Mar	3,786	4	12	-8	123	0	0	0	3,656	9	32	-23	7	-5	-20	15	28,041	11,603
Ghana	12-Mar	53,653	720	659	61	331	4	2	-2	52,331	655	613	42	991	61	44	17	636,366	20,480
Guinea	13-Mar	13,545	125	187	-62	80	1	3	-2	12,955	298	302	-4	510	-174	-118	-56	286,387	21,807
Guinea-Bissau	27-Mar	2,447	3	3	0	44	0	0	0	2,378	41	10	31	25	-38	-7	-31	34,336	17,447
Liberia	16-Mar	1,779	103	0	103	83	0	0	0	1,406	48	0	48	290	55	0	55	39,377	7,786
Mali	25-Mar	6,191	377	679	-302	222	28	30	-2	3,839	248	222	26	2,130	101	427	-326	125,283	6,187
Niger	20-Mar	2,659	401	402	-1	87	7	3	4	1,418	126	55	71	1,154	268	344	-76	55,724	2,302
Nigeria	28-Feb	78,434	5,259	3,920	1,339	1,221	24	17	-7	68,303	2,213	1,316	897	8,910	3,022	2,587	435	874,617	4,243
Senegal	2-Mar	17,758	683	598	85	365	16	11	5	16,522	428	318	110	871	239	269	-30	266,329	15,906
Sierra Leone	31-Mar	2,509	69	14	55	75	0	1	-1	1,856	6	4	2	578	63	9	54	65,275	8,183
Togo	6-Mar	3,416	165	156	9	66	0	1	-1	3,017	246	118	128	333	-81	37	-118	167,566	20,241



.....: 7-day moving average