



AFRICAN DEVELOPMENT BANK GROUP

Weekly Data Flash on Covid-19 in Africa¹:

The situation as of Sunday, January 10, 2021

Statistics Department (ECST)

¹ This briefing note has been prepared by Roza Mamuye Bora, Senior Statistician; Anouar Chaouch, Statistician; Soumaila Karambiri, Statistical Assistant; Regis Hauhouot Stephane, Statistical Assistant and Desire Lakpa Guy, Statistical Assistant, under the supervision of Louis Kouakou, Division Manager ECST.1 and the guidance of Charles Leyeka Lufumpa, Director ECST.

For more information on Covid-19, please visit the Bank's Africa Information Highway
<https://africacovid.opendataforafrica.org/>.

Contents

	Page
Highlights of the Covid-19 Situation in Africa as of January 10, 2021	1
Data Annexes: Africa	3
Highlights of the Covid-19 Situation in Central Africa as of January 10, 2021	5
Data Annexes: Central Africa	6
Highlights of the Covid-19 Situation in East Africa as of January 10, 2021	8
Data Annexes: East Africa	9
Highlights of the Covid-19 Situation in North Africa as of January 10, 2021	11
Data Annexes: North Africa	12
Highlights of the Covid-19 Situation in Southern Africa as of January 10, 2021	14
Data Annexes: Southern Africa	15
Highlights of the Covid-19 Situation in West Africa as of January 10, 2021	17
Data Annexes: West Africa	18

Highlights of the Covid-19 Situation in Africa as of January 10, 2021²

- **Globally, the total number of confirmed Covid-19 cases reached 90,260,478 as of January 10, 2021, the majority of which (28.9%) were in Europe, followed by North America (28.4%), Asia (23.9%) and South America (15.5%).** The number of new cases reported globally in the review week amounted to 5,164,866. To date, 57,852,200 cases have recovered, representing 64.1% of confirmed global Covid-19 cases. The number of global deaths reached 1,934,785, of which 92,194 were recorded in the past week. The number of global active cases stands at 30,473,493.
- **Africa accounted for 3.4% of the total global cases, 3.8% of deaths, 4.3% of recovered cases and 1.7% of active cases as of January 10, 2021.**
- **As of Sunday, January 10, 2021, more than 27.5 million tests for Covid-19 had been administered in Africa.** The majority (26.0%) of these tests were conducted in South Africa, followed by Morocco (16.7%), Ethiopia (6.7%), Kenya (4.0%), Nigeria (3.7%), Egypt (3.6%), Uganda (2.8%), Cameroon (2.8%), Rwanda (2.8%), and Zambia (2.5%), which collectively accounted for 71.8% of the tests conducted in Africa.
- **Considering tests in relation to population size, Botswana leads with 237,937 tests per 1 million people,** followed by Mauritius (236,950), Seychelles (218,654), Cabo Verde (193,920), Gabon (175,184), Morocco (125,009), South Africa (121,127) and Djibouti (103,943). The average tests per 1 million people in Africa stands at 20,600.
- **As of January 10, 2021, the total number of confirmed cases in Africa reached 3,051,581.** The majority of these cases (46.2%) were reported in Southern Africa, followed by North Africa at 32.2%, East Africa at 10.4%, West Africa at 8.7% and Central Africa at 2.5%. Southern Africa accounted for the highest number of cases, with 87.3% of those cases reported in the nation of South Africa. On the other hand, the rest of Southern African countries are among the least affected in Africa collectively accounting for 5.9% of the confirmed cases in Africa.
- **South Africa (40.4%), Morocco (14.8%), Tunisia (5.2%), Egypt (4.9%), Ethiopia (4.2%), Libya (3.4%), Algeria (3.3%), Nigeria (3.3%) and Kenya (3.2%) together account for 82.8% of the total cases in Africa, as of January 10, 2021.** The five countries with the lowest number of cases are Seychelles, Mauritius, Burundi, São Tomé & Príncipe and Comoros; cases range between 313 in Seychelles and 1,150 in Comoros, thus collectively accounting for 0.1% of the confirmed cases in Africa. Considering population size, Cabo Verde, South Africa, Libya, Tunisia and Morocco are the five countries with the highest number of confirmed cases per million people; rates ranging from 22,531 in Cabo Verde to 12,408 in Morocco.
- **In the week under review, a total of 221,296 new cases were reported in Africa, which is a 32.6% increase compared to the new cases recorded in the previous week. These new cases**

² Tanzania has not released data on Covid-19 since May 08, 2020.

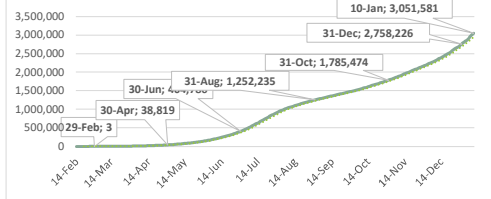
in Africa account for 4.3% of the weekly new cases recorded globally. The Southern Africa region accounted for 71.0% of the weekly new cases in Africa, followed by North Africa (17.4%), West Africa (7.3%), East Africa (3.5%) and Central Africa (0.8%).

- **As of January 10, 2021, a total of 72,707 deaths have been reported in Africa since the start of the pandemic, of which 49.4% were in Southern Africa, 35.7% in North Africa, 8.1% in East Africa, 4.7% in West Africa and 2.0% in Central Africa.** South Africa, Egypt, Morocco, Tunisia and Algeria are the five countries with the highest reported deaths due to Covid-19, with deaths ranging from 33,163 in South Africa to 2,807 in Algeria. A total of 5,463 new deaths were reported in Africa in the week under review, which is an increase of 23.1% compared to the preceding week. As of January 10, 2021, Seychelles is the only country in Africa not to have reported any Covid-19 related deaths since the onset of the pandemic.
- **The case fatality rate (CFR), deaths per confirmed cases for Africa stands at 2.4% in the review period, higher than the global average of 2.1%.** The CFR in Africa has stayed unchanged at 2.4% since August 2020, while the global average CFR has been on a continuous decline. Regionally, West Africa has the lowest CFR at 1.3%, followed by East Africa at 1.9% and Central Africa at 2.0%, while North Africa at 2.6% and Southern Africa at 2.5% recorded higher CFR than the African average. As of January 10, 2021, higher than or equal to Africa average CFRs were recorded in seventeen African countries, namely Sudan (6.3%), Egypt (5.5%), Liberia (4.7%), Chad (4.2%), Mali (3.9%), Tunisia (3.3%), Niger (3.2%), The Gambia (3.2%), DRC (3.1%), Somalia (2.8%), Sierra Leone (2.7%), Algeria (2.7%), South Africa (2.7%), Malawi (2.6%), Eswatini (2.6%), Mauritania (2.5%) and Zimbabwe (2.4%).
- **As of January 10, 2021, the number of recovered cases in Africa reached 2,466,568, which is 80.8% of its total confirmed cases.** Central Africa (88.2%), West Africa (86.8%) and North Africa (83.8%) have recorded higher recovery rates than the average for Africa, while Southern Africa (78.1%) and East Africa (76.9%) showed relatively lower recovery rates. In the week under review, 125,677 newly recovered cases were reported.
- **As of January 10, 2021, the total number of active cases in Africa stands at 512,306, which is an increase of 90,156 cases over the previous week.** Six countries, namely South Africa (232,066), Tunisia (36,360), Algeria (30,125), Uganda (24,589), Libya (22,872) and Egypt (22,695) jointly accounted for 72.0% of the active cases as of January 10, 2021.
- **From a regional perspective, Southern Africa accounts for 53.2% of active cases in Africa,** North Africa (26.1%), East Africa (13.1%), West Africa (6.1%) and Central Africa (1.5%). Southern and North Africa jointly account for about 79.3% of all active cases in Africa.

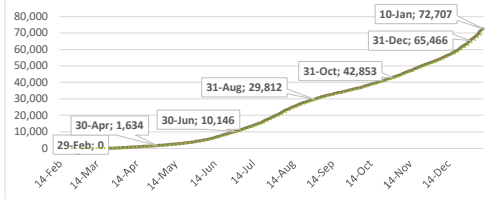
Summary of COVID-19 tracking in Africa: Situation for the week ending 10 January 2021

	Date of first case	Cases				Deaths				Recovered				Active				Test	
		Total cases	New cases for the week of	New cases for the week of	Weekly change from Previous week	Total deaths	New deaths for the week of	New deaths for the week of	Weekly change from Previous week	Total Recovered	New recovered for the week of	New recovered for the week of	Weekly change from Previous week	Active cases	New active for the week of	New active for the week of	Weekly change from Previous week	Total tests	Tests Per million People
			10 Jan.	03 Jan.		10 Jan.	03 Jan.			10 Jan.	03 Jan.			10 Jan.	03 Jan.				
World	31-Dec	90,260,478	5,164,866	4,332,279	832,587	1,934,785	92,194	78,006	14,188	57,852,200	2,173,906	2,423,878	-249,972	30,473,493	2,898,766	1,830,395	1,068,371	1,287,127,133	165,126
Africa	14-Feb	3,051,581	221,296	166,949	54,347	72,707	5,463	4,438	1,025	2,466,568	125,677	115,200	10,477	512,306	90,156	47,311	42,845	27,579,393	20,600
Central Africa	6-Mar	75,904	1,823	2,359	-536	1,489	20	18	-2	66,983	3,361	401	2,960	7,432	-1,558	1,940	-3,498	1,530,329	10,445
East Africa	13-Mar	315,924	7,717	7,058	659	5,891	124	129	-5	242,953	4,257	6,255	-1,998	67,080	3,336	674	2,662	5,006,847	13,334
North Africa	14-Feb	984,001	38,508	39,009	-501	25,927	1,197	1,131	66	824,436	35,771	35,234	537	133,638	1,540	2,644	-1,104	7,234,638	35,045
Southern Africa	5-Mar	1,410,796	157,018	108,183	48,835	35,948	3,983	3,015	968	1,102,197	73,583	65,947	7,636	272,651	79,452	39,221	40,231	10,007,132	46,941
West Africa	28-Feb	264,956	16,230	10,340	5,890	3,452	139	145	-6	229,999	8,705	7,363	1,342	31,505	7,386	2,832	4,554	3,800,447	9,568

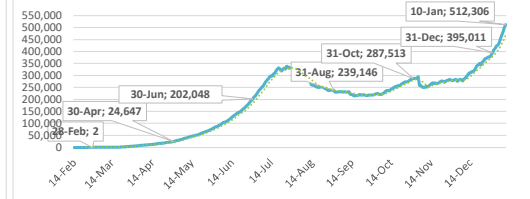
Africa: Total Cases



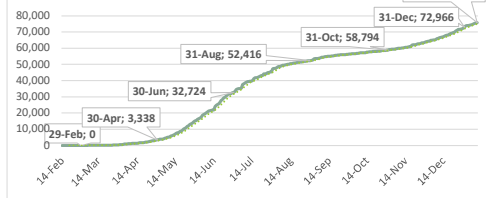
Africa: Total Deaths



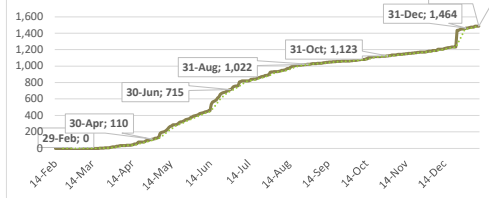
Africa: Total Active Cases



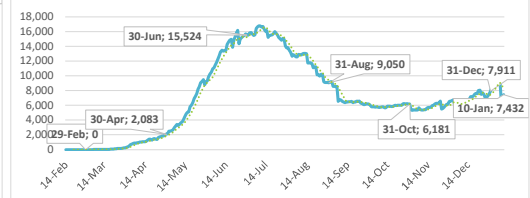
Central Africa: Total Cases



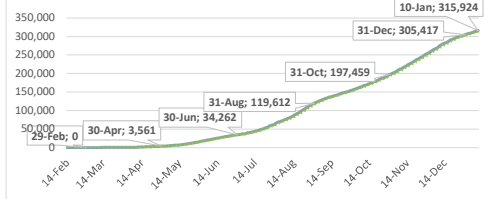
Central Africa: Total Deaths



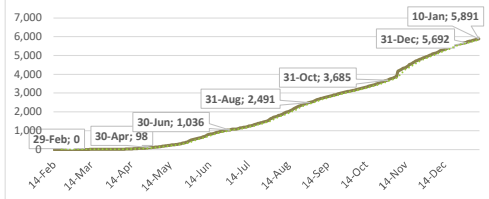
Central Africa: Total Active Cases



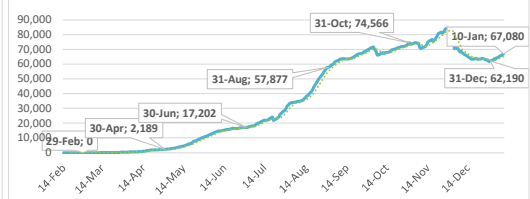
East Africa: Total Cases



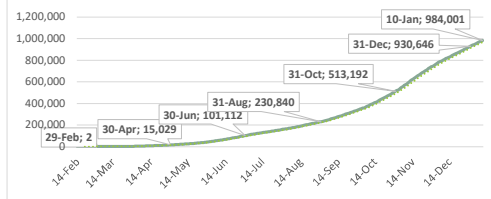
East Africa: Total Deaths



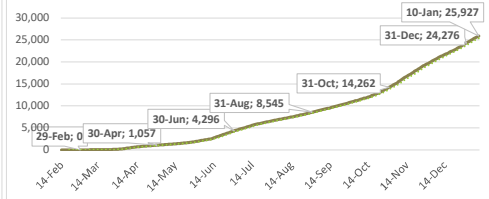
East Africa: Total Active Cases



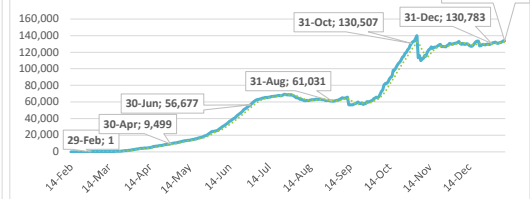
North Africa: Total Cases



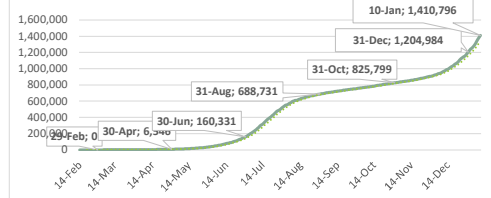
North Africa: Total Deaths



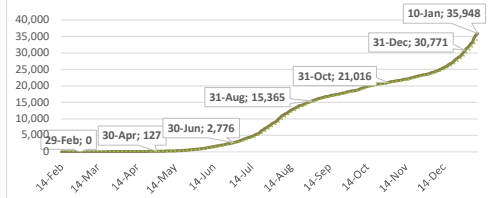
North Africa: Total Active Cases



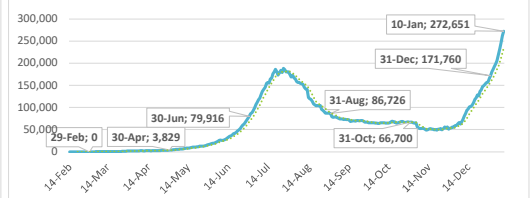
Southern Africa: Total Cases



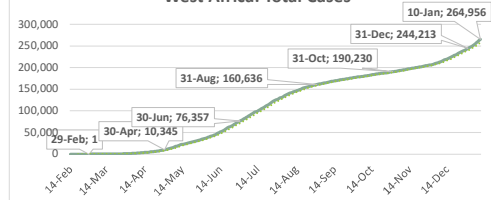
Southern Africa: Total Deaths



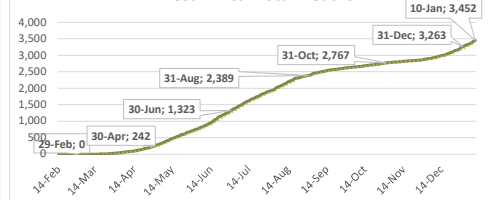
Southern Africa: Total Active Cases



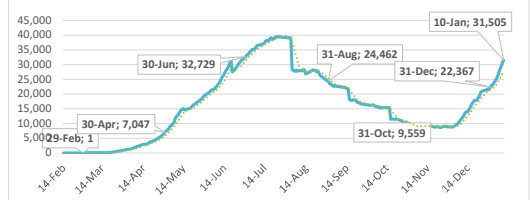
West Africa: Total Cases



West Africa: Total Deaths



West Africa: Total Active Cases



.....: 7-day moving average

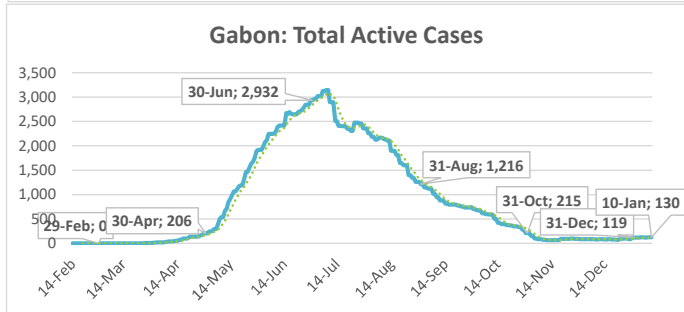
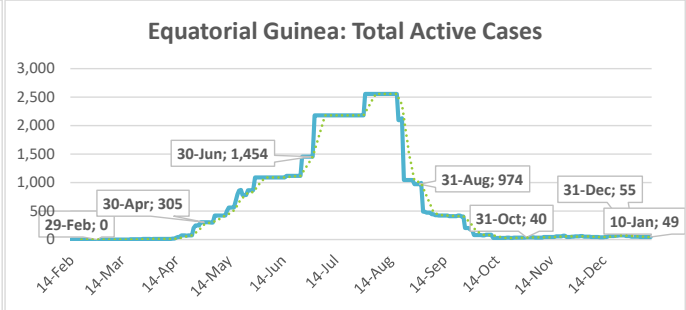
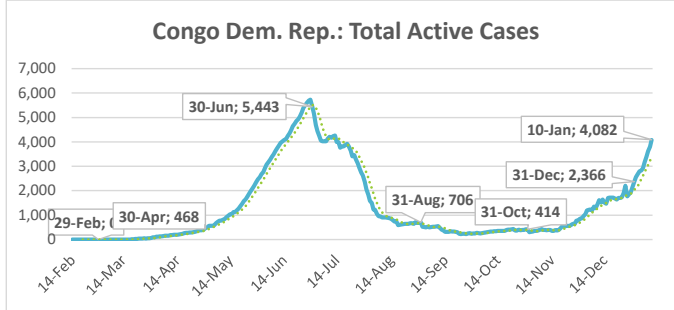
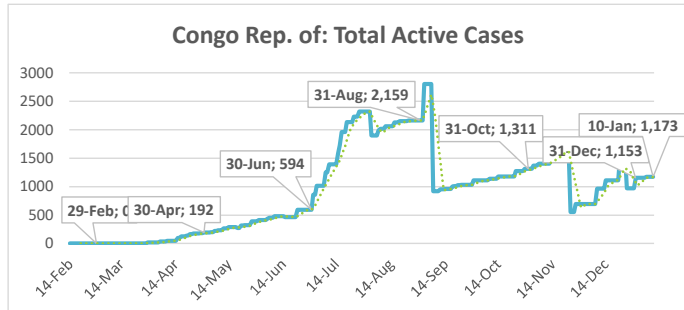
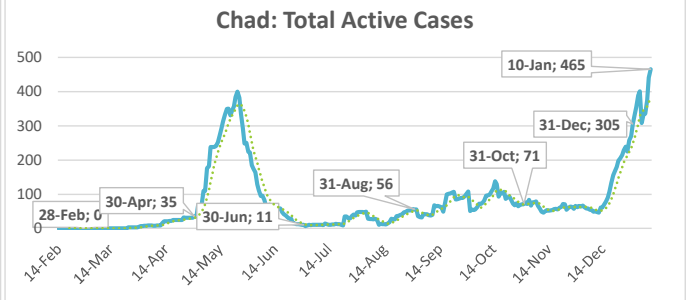
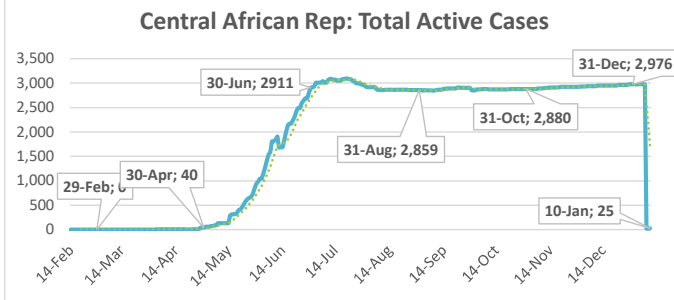
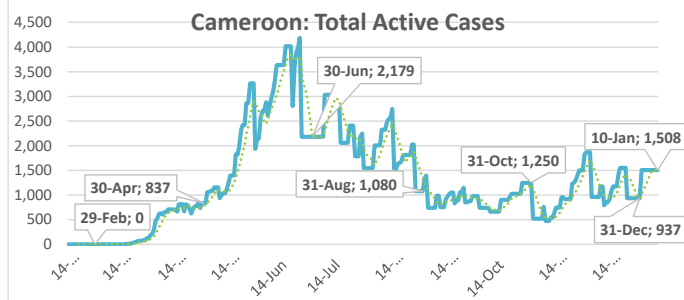
Central Africa

Highlights of the Covid-19 Situation in Central Africa as of January 10, 2021

- **As of Sunday, January 10, 2021, the number of total cases in the Central Africa region reached 75,904.** The region reported 1,823 new cases in the review week, which is 22.7% lower compared to the new cases reported in the preceding week. The total number of deaths reported reached 1,489, recording 20 new deaths in the review week. The number of total recovered cases reached 66,983, of which 3,361 were newly recovered cases during the review week. The total number of active cases stands at 7,432, which is a decline of 1,558 cases in the review week.
- **Cameroon accounted for 35.4% of the total cases, while DRC accounted for 73.2% of the new cases in the region during the week under review.** Chad has the lowest number of total cases in the region at 2,537.
- **The average case fatality rate (CFR) for the region stands at 2.0%. The highest CFR in the region was reported in Chad at 4.2% and the lowest in Gabon at 0.7%.**

Summary of COVID-19 tracking in Central Africa: Situation for the week ending 10 January 2021

	Date of first case	Cases				Deaths				Recovered				Active				Test	
		Total cases	New cases for the week of	New cases for the week of	Weekly change	Total deaths	New deaths for the week of	New deaths for the week of	Weekly change from Previous week	Total Recovered	New recovered for the week of	New recovered for the week of	Weekly change from Previous week	Active cases	New active for the week of	New active for the week of	Weekly change from Previous week	Total tests	Tests Per million People
			10 Jan.	03 Jan.			10 Jan.	03 Jan.			10 Jan.	03 Jan.			10 Jan.	03 Jan.			
Central Africa	6-Mar	75,904	1,823	2,359	-536	1,489	20	18	2	66,983	3,361	401	2,960	7,432	-1,558	1,940	-3,498	1,530,329	10,445
Cameroon	6-Mar	26,848	0	571	-571	448	0	0	0	24,892	0	0	0	1,508	0	571	-571	781,009	29,421
Central African Rep.	15-Mar	4,973	10	15	-5	63	0	0	0	4,885	2,961	0	2,961	25	-2,951	15	-2,966	35,523	7,355
Chad	19-Mar	2,537	324	208	116	107	3	0	3	1,965	245	58	187	465	76	150	-74	71,819	4,372
Congo Rep. of	15-Mar	7,127	20	199	-179	108	0	1	-1	5,846	0	15	-15	1,173	20	183	-163	73,120	13,251
Congo Dem. Rep.	10-Mar	19,436	1,334	1,263	71	611	15	17	-2	14,743	27	232	-205	4,082	1,292	1,014	278	99,521	1,111
Equatorial Guinea	14-Mar	5,289	12	29	-17	86	0	0	0	5,154	18	39	-21	49	6	-10	4	79,425	56,611
Gabon	12-Mar	9,694	123	74	49	66	2	0	2	9,498	110	57	53	130	11	17	-6	389,912	175,184



.....: 7-day moving average

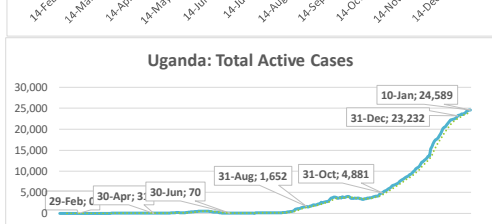
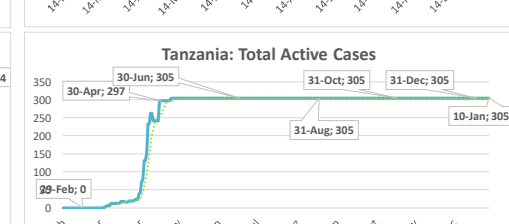
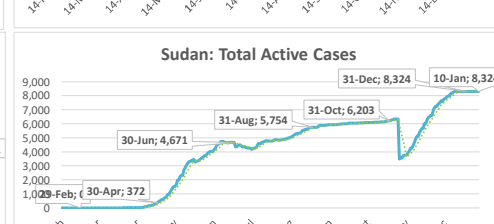
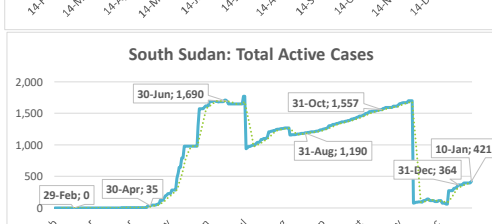
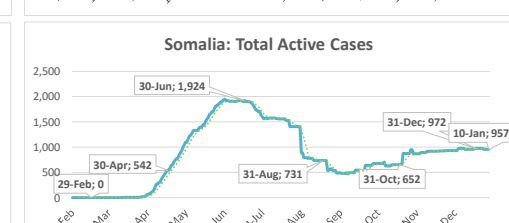
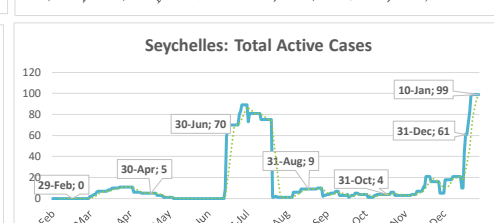
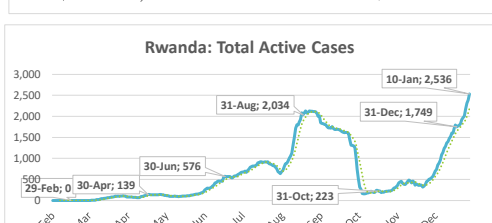
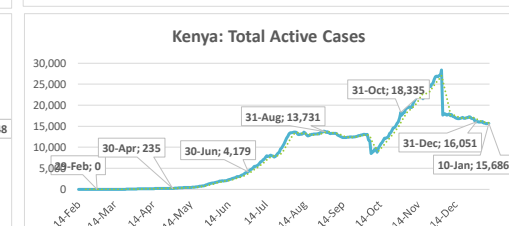
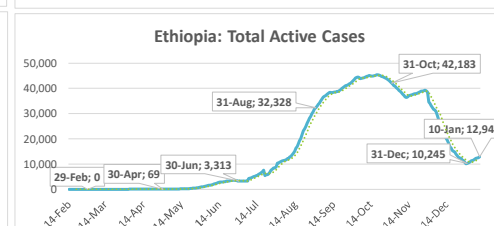
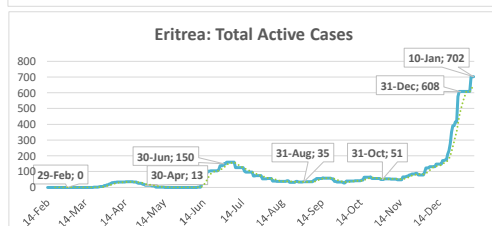
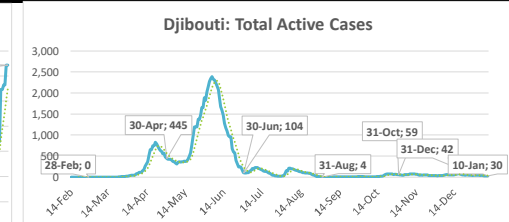
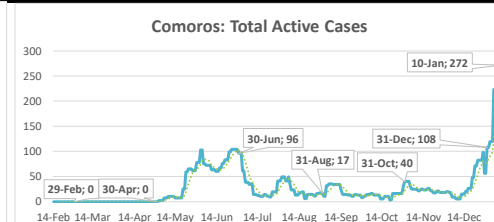
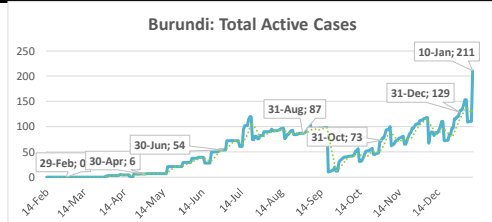
East Africa

Highlights of the Covid-19 Situation in East Africa as of January 10, 2021

- **As of Sunday, January 10, 2021, the number of total cases in the East Africa region reached 315,924.** The region reported 7,717 new cases in the review week, which is a 9.3% increase compared to the number of new cases reported in the preceding week. The total number of deaths reported reached 5,891, recording 124 new deaths in the review week. The number of total recovered cases reached 242,953, of which 4,257 were newly recovered cases during the review week. The total number of active cases stands at 67,080, which is an increase of 3,336 cases in the review week.
- **Ethiopia accounted for 40.6% of the total cases and 34.9% of the new cases in the region during the week under review.** Seychelles has the lowest number of total cases in the region at 313.
- **The average case fatality rate (CFR) for the region stands at 1.9%. The highest CFR in the region was reported in Sudan at 6.3% and the lowest in Seychelles, where no deaths have been reported to date.**

Summary of COVID-19 tracking in East Africa: Situation for the week ending 10 January 2021

	Date of first case	Cases				Deaths				Recovered				Active				Test	
		Total cases	New cases for the week of	New cases for the week of	Weekly change	Total deaths	New deaths for the week of	New deaths for the week of	Weekly change from Previous week	Total Recovered	New recovered for the week of	New recovered for the week of	Weekly change from Previous week	Active cases	New active for the week of	New active for the week of	Weekly change from Previous week	Total tests	Tests Per million People
		10 Jan.	03 Jan.	10 Jan.	03 Jan.	10 Jan.	03 Jan.	10 Jan.	03 Jan.	10 Jan.	03 Jan.	10 Jan.	03 Jan.	10 Jan.	03 Jan.	10 Jan.	03 Jan.	10 Jan.	03 Jan.
East Africa	13-Mar	315,924	7,717	7,058	659	5,891	124	129	-5	242,953	4,257	6,255	-1,998	67,080	3,336	674	2,662	5,006,847	13,334
Burundi	31-Mar	986	153	29	124	2	0	0	0	773	86	0	86	211	67	29	38	90,019	7,570
Comoros	2-May	1,150	286	149	137	18	5	6	-1	860	128	106	22	272	153	37	116	6,227	7,161
Djibouti	18-Mar	5,871	29	29	0	61	0	0	0	5,780	39	35	4	30	-10	-6	-4	102,696	103,943
Eritrea	21-Mar	1,445	193	213	-20	3	2	0	2	740	97	20	77	702	94	193	-99	23,693	6,681
Ethiopia	13-Mar	128,316	2,694	2,758	-64	1,994	46	39	7	113,374	1,007	3,074	-2,067	12,948	1,641	-355	1,996	1,850,100	16,093
Kenya	13-Mar	98,771	1,469	879	590	1,710	25	27	-2	80,875	1,802	1,650	152	15,686	-358	-798	440	1,092,144	20,311
Rwanda	14-Mar	9,630	954	706	248	120	19	27	-8	6,974	222	463	-241	2,536	713	216	497	767,448	59,252
Seychelles	15-Mar	313	16	92	-76	0	0	0	0	214	0	30	-30	99	16	62	-46	21,504	218,654
Somalia	16-Mar	4,726	12	24	-12	130	0	3	-3	3,639	27	7	20	957	-15	14	-29	26,509	1,668
South Sudan	5-Apr	3,649	91	68	23	63	0	1	-1	3,165	34	13	21	421	57	54	3	79,472	7,100
Sudan	13-Mar	23,316	0	0	0	1,468	0	0	0	13,524	0	0	0	8,324	0	0	0	158,804	3,622
Tanzania	16-Mar	509	21	183	305	3,880	65
Uganda	21-Mar	37,742	1,820	2,111	-291	301	27	26	1	12,852	815	857	-42	24,589	978	1,228	-250	784,351	17,148



.....: 7-day moving average

North Africa

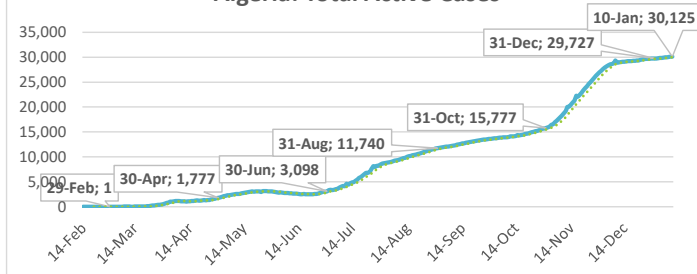
Highlights of the Covid-19 Situation in North Africa as of January 10, 2021

- **As of Sunday, January 10, 2021, the number of total cases in the North Africa region reached 984,001.** The region reported 38,508 new cases in the review week, which is a 1.3% decline compared to the new cases reported in the preceding week. The total number of deaths reported reached 25,927, recording 1,197 new deaths in the review week. The number of total recovered cases reached 824,436, of which 35,771 were newly recovered cases during the review week. The total number of active cases stands at 133,638, which is an increase of 1,540 cases in the review week.
- **Morocco accounted for 46.0% of the total cases, while Tunisia accounted for 40.9% of the new cases in the region during the week under review.** Mauritania has the lowest number of total cases in the region at 15,512.
- **The average case fatality rate (CFR) for the region stands at 2.6%. The highest CFR in the region was reported in Egypt at 5.5% and the lowest in Libya at 1.5%.**

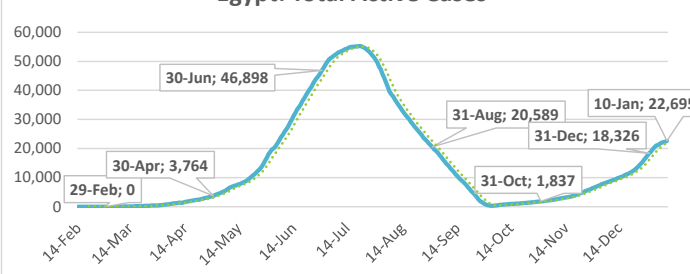
Summary of COVID-19 tracking in North Africa: Situation for the week ending 10 January 2021

	Date of first case	Cases				Deaths				Recovered				Active				Test	
		Total cases	New cases for the week of	New cases for the week of	Weekly change	Total deaths	New deaths for the week of	New deaths for the week of	Weekly change from Previous week	Total Recovered	New recovered for the week of	New recovered for the week of	Weekly change from Previous week	Active cases	New active for the week of	New active for the week of	Weekly change from Previous week	Total tests	Tests Per million People
			10 Jan.	03 Jan.			10 Jan.	03 Jan.			10 Jan.	03 Jan.			10 Jan.	03 Jan.			
North Africa	14-Feb	984,001	38,508	39,009	-501	25,927	1,197	1,131	66	824,436	35,771	35,234	537	133,638	1,540	2,644	-1,104	7,234,638	35,045
Algeria	26-Feb	102,144	1,736	2,159	-423	2,807	35	44	-9	69,212	1,404	1,946	-542	30,125	297	169	128	230,553	5,258
Egypt	14-Feb	149,792	7,605	9,646	-2,041	8,197	392	400	-8	118,900	5,002	3,883	1,119	22,695	2,211	5,363	-3,152	1,000,000	9,772
Libya	25-Mar	104,745	3,331	3,033	298	1,581	71	74	-3	80,292	5,911	5,391	520	22,872	-2,651	-2,432	-219	574,593	83,622
Mauritania	14-Mar	15,512	718	1,152	-434	384	26	34	-8	13,435	1,299	1,839	-540	1,693	-607	-721	114	131,440	28,269
Morocco	5-Mar	452,532	9,386	11,067	-1,681	7,743	258	245	13	424,896	11,503	15,333	-3,830	19,893	-2,375	-4,511	2,136	4,614,140	125,009
Tunisia	5-Mar	159,276	15,732	11,952	3,780	5,215	415	334	81	117,701	10,652	6,842	3,810	36,360	4,665	4,776	-111	683,912	57,867

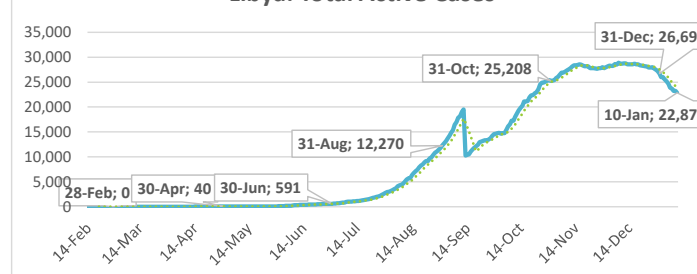
Algeria: Total Active Cases



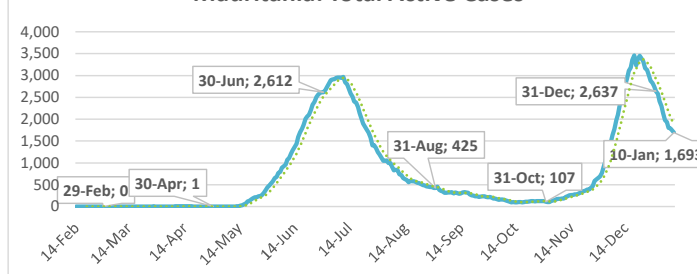
Egypt: Total Active Cases



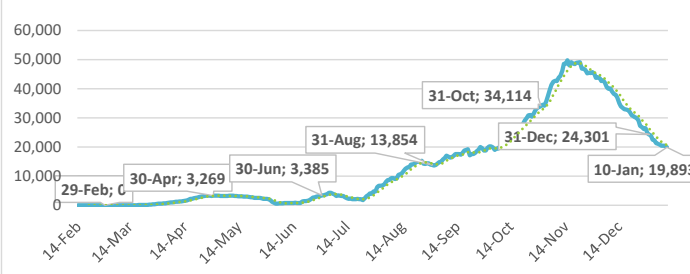
Libya: Total Active Cases



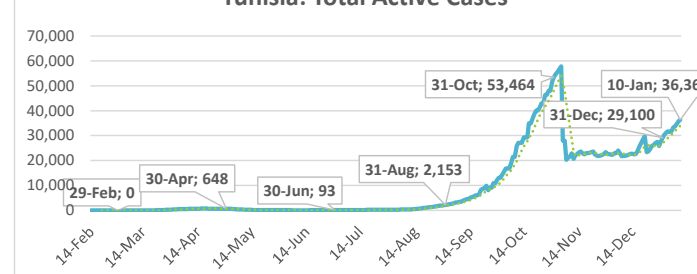
Mauritania: Total Active Cases



Morocco: Total Active Cases



Tunisia: Total Active Cases



.....: 7-day moving average

Southern Africa

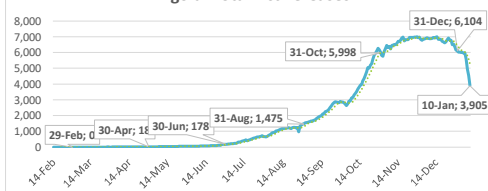
Highlights of the Covid-19 Situation in Southern Africa as of January 10, 2021

- **As of Sunday, January 10, 2021, the number of total cases in the Southern Africa region reached 1,410,796.** The region reported 157,018 new cases in the review week, which is a 45.1% increase compared to the new cases reported in the preceding week. The total number of deaths reported reached 35,948, recording 3,983 new deaths in the review week. The number of total recovered cases reached 1,102,197, of which 73,583 were newly recovered cases during the review week. The total number of active cases stands at 272,651, which is an increase of 79,452 cases in the review week.
- **South Africa accounted for 87.3% of the total cases and 83.3% of the new cases in the region during the week under review.** Mauritius has the lowest number of total cases in the region at 539.
- **The average case fatality rate (CFR) for the region stands at 2.5%. The highest CFR in the region was reported in South Africa at 2.7% and the lowest in Botswana at 0.3%.**

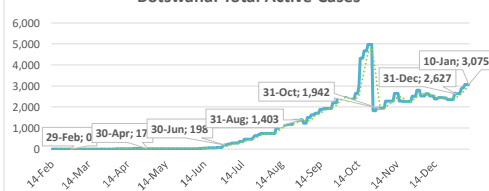
Summary of COVID-19 tracking in Southern Africa: Situation for the week ending 10 January 2021

	Date of first case	Cases				Deaths				Recovered				Active				Test	
		Total cases	New cases for the week of	New cases for the week of	Weekly change	Total deaths	New deaths for the week of	New deaths for the week of	Weekly change from Previous week	Total Recovered	New recovered for the week of	New recovered for the week of	Weekly change from Previous week	Active cases	New active for the week of	New active for the week of	Weekly change from Previous week	Total tests	Tests Per million People
		10 Jan.	03 Jan.	10 Jan.	03 Jan.	10 Jan.	03 Jan.	10 Jan.	03 Jan.	10 Jan.	03 Jan.	10 Jan.	03 Jan.	10 Jan.	03 Jan.	10 Jan.	03 Jan.	10 Jan.	03 Jan.
Southern Africa	5-Mar	1,410,796	157,018	108,183	48,835	35,948	3,983	3,015	968	1,102,197	73,583	65,947	7,636	272,651	79,452	39,221	40,231	10,007,132	46,941
Angola	27-Mar	18,193	551	402	149	416	8	9	-1	13,872	2,649	869	1,780	3,905	-2,106	-476	-1,630	174,111	5,298
Botswana	16-Mar	16,050	1,245	780	465	48	6	2	-4	12,927	791	509	282	3,075	448	269	179	559,538	237,937
Eswatini	14-Mar	11,435	1,492	1,459	33	295	64	66	-2	7,676	563	97	466	3,464	865	1,296	431	103,050	88,824
Lesotho	13-Mar	5,937	2,731	481	2,250	85	20	14	6	1,572	76	30	46	4,280	2,635	437	2,198	41,012	19,144
Madagascar	20-Mar	18,001	234	53	181	267	5	1	4	17,447	149	70	79	287	80	-18	98	102,830	3,713
Malawi	2-Apr	8,575	1,731	490	1,241	225	30	7	23	5,826	111	33	78	2,524	1,590	450	1,140	95,736	5,005
Mauritius	18-Mar	539	12	0	12	10	0	0	0	514	18	0	18	15	-6	0	6	301,345	236,950
Mozambique	27-Mar	21,939	2,630	1,044	1,586	192	23	8	15	17,535	770	646	124	4,212	1,837	390	1,447	288,674	9,236
Namibia	14-Mar	28,259	3,143	3,193	-50	254	39	24	15	24,292	3,237	3,016	221	3,713	-133	153	-286	228,783	90,040
São Tomé & Príncipe	6-Apr	1,066	42	10	32	17	0	0	0	988	7	18	-11	61	35	-8	43	7,498	34,213
South Africa	5-Mar	1,231,597	130,849	96,335	34,514	33,163	3,586	2,842	744	966,368	62,689	58,805	3,884	232,066	64,574	34,688	29,886	7,183,893	121,127
Zambia	18-Mar	27,728	6,146	1,748	4,398	469	75	11	64	20,598	1,515	873	642	6,661	4,556	864	3,692	698,215	37,980
Zimbabwe	25-Mar	21,477	6,212	2,188	4,024	507	127	31	96	12,582	1,008	981	27	8,388	5,077	1,176	3,901	222,447	14,967

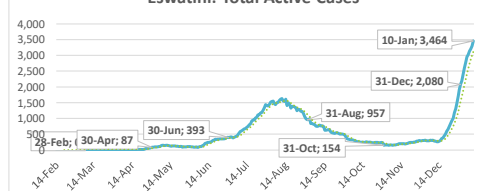
Angola: Total Active Cases



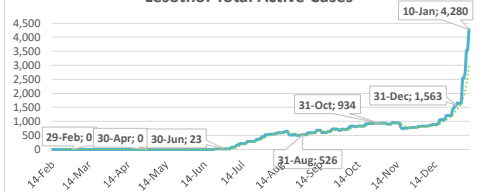
Botswana: Total Active Cases



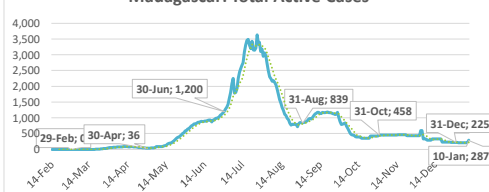
Eswatini: Total Active Cases



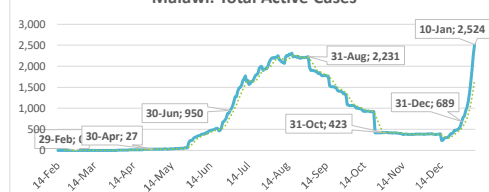
Lesotho: Total Active Cases



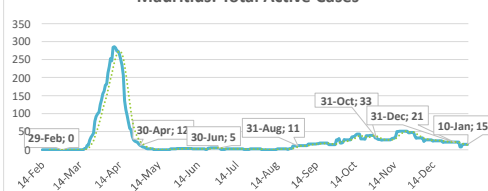
Madagascar: Total Active Cases



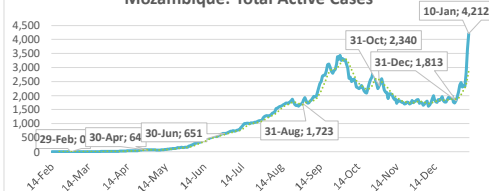
Malawi: Total Active Cases



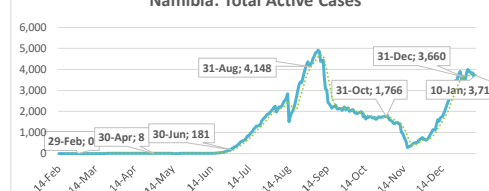
Mauritius: Total Active Cases



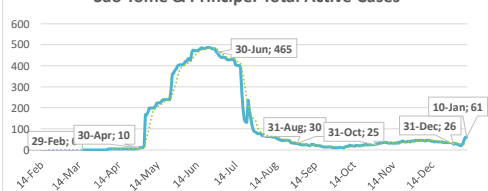
Mozambique: Total Active Cases



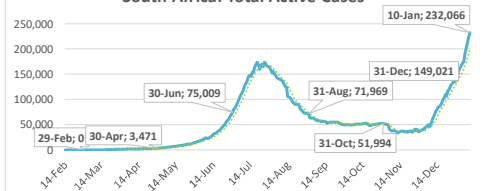
Namibia: Total Active Cases



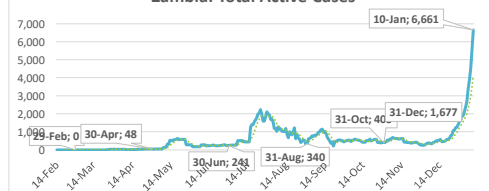
São Tomé & Príncipe: Total Active Cases



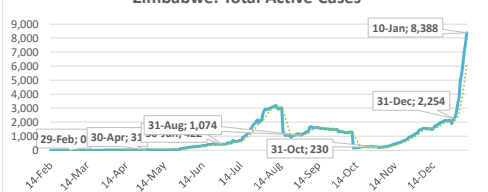
South Africa: Total Active Cases



Zambia: Total Active Cases



Zimbabwe: Total Active Cases



.....: 7-day moving average

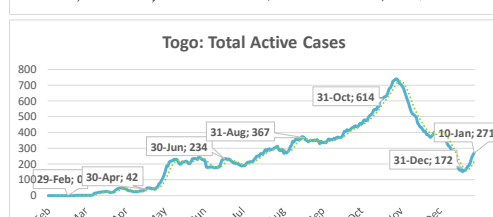
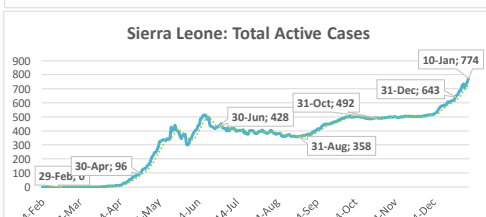
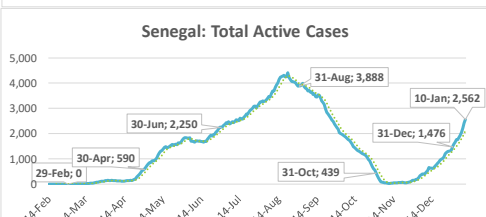
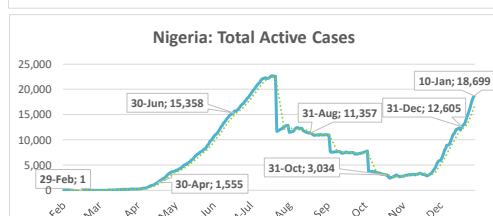
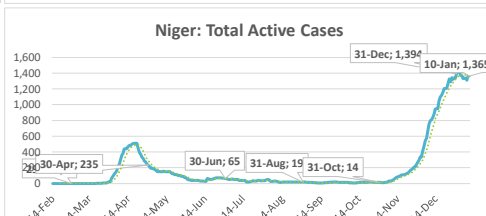
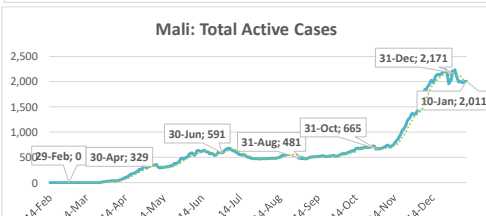
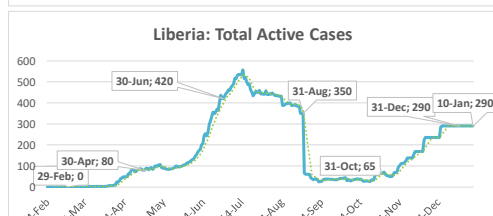
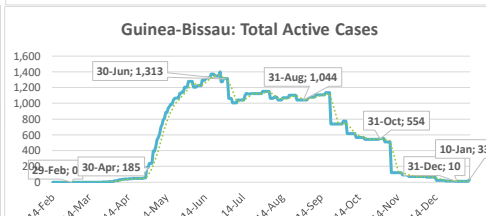
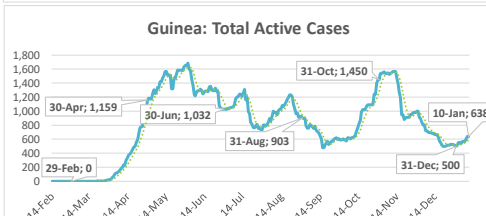
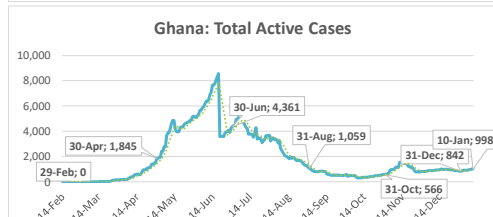
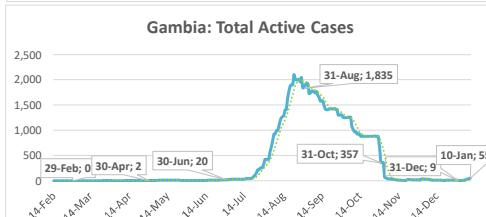
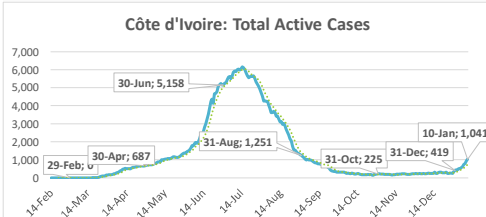
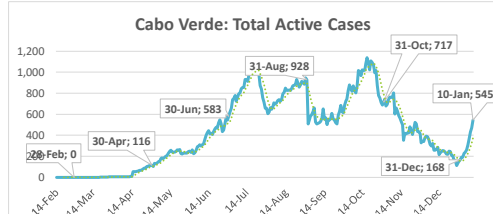
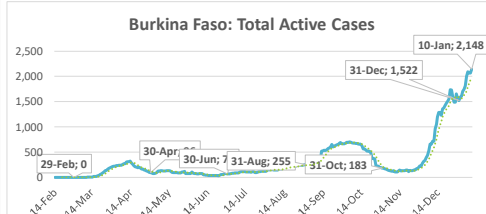
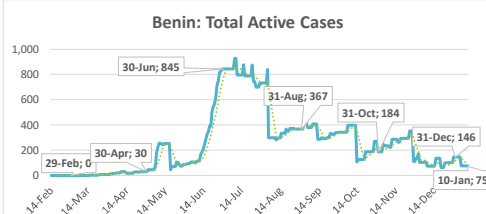
West Africa

Highlights of the Covid-19 Situation in West Africa as of January 10, 2021

- **As of Sunday, January 10, 2021, the number of total cases in the West Africa region reached 264,956.** The region reported 16,230 new cases in the review week, which is a 57.0% increase compared to the new cases reported in the preceding week. The total number of deaths reported reached 3,452, recording 139 new deaths in the review week. The number of total recovered cases reached 229,999, of which 8,705 were newly recovered cases during the review week. The total number of active cases stands at 31,505, which is an increase of 7,386 cases in the review week.
- **Nigeria accounted for 37.8% of the total cases and 61.7% of the new cases in the region during the week under review.** Liberia has the lowest number of total cases in the region at 1,779.
- **The average case fatality rate (CFR) for the region stands at 1.3%. The highest CFR in the region was reported in Liberia at 4.7% and the lowest in Côte d'Ivoire, Guinea, and Ghana at 0.6%.**

Summary of COVID-19 tracking in West Africa: Situation for the week ending 10 January 2021

	Date of first case	Cases				Deaths				Recovered				Active				Test	
		Total cases	New cases for the week of	New cases for the week of	Weekly change	Total deaths	New deaths for the week of	New deaths for the week of	Weekly change from Previous week	Total Recovered	New recovered for the week of	New recovered for the week of	Weekly change from Previous week	Active cases	New active for the week of	New active for the week of	Weekly change from Previous week	Total tests	Tests Per million People
		10 Jan.	10 Jan.	03 Jan.		10 Jan.	03 Jan.	03 Jan.		10 Jan.	03 Jan.	03 Jan.		10 Jan.	03 Jan.	03 Jan.			
West Africa	28-Feb	264,956	16,230	10,340	5,890	3,452	139	145	-6	229,999	8,705	7,363	1,342	31,505	7,386	2,832	4,554	3,800,447	9,568
Benin	16-Mar	3,304	53	46	7	44	0	0	0	3,185	124	0	124	75	-71	46	-117	396,208	32,682
Burkina Faso	9-Mar	8,082	1,031	707	324	89	3	8	-5	5,845	586	484	102	2,148	442	215	227	107,959	5,165
Cabo Verde	20-Mar	12,392	472	206	266	114	1	1	0	11,733	153	133	20	545	318	72	246	107,817	193,920
Côte d'Ivoire	11-Mar	23,750	1,102	496	606	139	1	3	-2	22,570	572	246	326	1,041	529	247	282	280,629	10,639
Gambia, The	18-Mar	3,857	57	7	50	125	1	1	0	3,677	8	9	-1	55	48	-3	51	30,488	12,616
Ghana	12-Mar	55,772	604	767	-163	336	1	2	-1	54,438	510	748	-238	998	93	17	76	697,087	22,434
Guinea	13-Mar	13,942	158	110	48	81	0	1	-1	13,223	70	86	-16	638	88	23	65	307,822	23,439
Guinea-Bissau	27-Mar	2,478	23	8	15	45	0	0	0	2,400	2	12	-10	33	21	-4	25	37,546	19,078
Liberia	16-Mar	1,779	0	0	0	83	0	0	0	1,406	0	0	0	290	0	0	0	39,870	7,883
Mali	25-Mar	7,600	347	624	-277	298	20	25	-5	5,291	378	492	-114	2,011	-51	107	-158	136,739	6,752
Niger	20-Mar	3,877	412	355	57	126	16	14	-2	2,386	400	313	87	1,365	-4	28	-32	66,389	2,743
Nigeria	28-Feb	100,087	10,007	5,666	4,341	1,358	47	57	10	80,030	4,986	4,010	976	18,699	4,974	1,599	3,375	1,025,560	4,975
Senegal	2-Mar	21,245	1,548	1,088	460	465	44	33	11	18,218	703	579	124	2,562	801	476	325	287,223	17,154
Sierra Leone	31-Mar	2,834	161	113	48	77	1	0	1	1,983	73	38	35	774	87	75	12	92,000	11,533
Togo	6-Mar	3,957	255	147	108	72	4	0	-4	3,614	140	213	-73	271	111	-66	177	187,110	22,601



.....: 7-day moving average