



AFRICAN DEVELOPMENT BANK GROUP

Weekly Data Flash on Covid-19 in Africa¹:

The situation as of Sunday, January 17, 2021

Statistics Department (ECST)

¹ This briefing note has been prepared by Roza Mamuye Bora, Senior Statistician; Anouar Chaouch, Statistician; Soumaila Karambiri, Statistical Assistant; Regis Hauhouot Stephane, Statistical Assistant and Desire Lakpa Guy, Statistical Assistant, under the supervision of Louis Kouakou, Division Manager ECST.1 and the guidance of Charles Leyeka Lufumpa, Director ECST.

For more information on Covid-19, please visit the Bank's Africa Information Highway
<https://africacovid.opendataforafrica.org/>.

Contents

	Page
Highlights of the Covid-19 Situation in Africa as of January 17, 2021	1
Data Annexes: Africa	3
Highlights of the Covid-19 Situation in Central Africa as of January 17, 2021	5
Data Annexes: Central Africa	6
Highlights of the Covid-19 Situation in East Africa as of January 17, 2021	8
Data Annexes: East Africa	9
Highlights of the Covid-19 Situation in North Africa as of January 17, 2021	11
Data Annexes: North Africa	12
Highlights of the Covid-19 Situation in Southern Africa as of January 17, 2021	14
Data Annexes: Southern Africa	15
Highlights of the Covid-19 Situation in West Africa as of January 17, 2021	17
Data Annexes: West Africa	18

Highlights of the Covid-19 Situation in Africa as of January 17, 2021²

- **Globally, the total number of confirmed Covid-19 cases reached 95,037,620 as of January 17, 2021, the majority of which (29.1%) were in Europe, followed by North America (28.8%), Asia (23.3%) and South America (15.4%).** The number of new cases reported globally in the review week amounted to 4,777,142. To date, 60,152,816 cases have recovered, representing 63.3% of confirmed global Covid-19 cases. The number of global deaths reached 2,030,669, of which 95,884 were recorded in the past week. The number of global active cases stands at 32,854,135.
- **Africa accounted for 3.4% of the total global cases, 3.9% of deaths, 4.5% of recovered cases and 1.5% of active cases as of January 17, 2021.**
- **As of Sunday, January 17, 2021, more than 29.4 million tests for Covid-19 had been administered in Africa, of which over 1.9 million were reported in the week under review.** The majority (25.9%) of these tests were conducted in South Africa, followed by Morocco (17.6%), Ethiopia (6.4%), Nigeria (3.9%), Kenya (3.8%), Egypt (3.4%), Rwanda (2.7%), Uganda (2.7%), Cameroon (2.7%), Zambia (2.6%) and Tunisia (2.6%), which collectively accounted for 74.2% of the tests conducted in Africa.
- **Considering tests in relation to population size, Botswana leads with 248,411 tests per 1 million people,** followed by Mauritius (236,950), Seychelles (218,654), Cabo Verde (195,776), Gabon (182,337), Morocco (140,495), South Africa (128,370) and Djibouti (105,824). The average tests per 1 million people in Africa stands at 21,995, which is an increase of 6.8% over the past week.
- **As of January 17, 2021, the total number of confirmed cases in Africa reached 3,262,232.** The majority of these cases (47.4%) were reported in Southern Africa, followed by North Africa at 31.4%, East Africa at 10.0%, West Africa at 8.7% and Central Africa at 2.4%. Southern Africa accounted for the highest number of cases, with 86.4% of those cases reported in the nation of South Africa. On the other hand, the rest of Southern African countries are among the least affected in Africa collectively accounting for 6.4% of the confirmed cases in Africa.
- **South Africa (41.0%), Morocco (14.1%), Tunisia (5.5%), Egypt (4.8%), Ethiopia (4.0%), Nigeria (3.4%), Libya (3.3%), Algeria (3.2%) and Kenya (3.0%) together account for 82.3% of the total cases in Africa, as of January 17, 2021.** The five countries with the lowest number of cases are Mauritius, Seychelles, São Tomé & Príncipe, Burundi and Comoros; cases range between 547 in Mauritius and 1,592 in Comoros, thus collectively accounting for 0.2% of the confirmed cases in Africa. Considering population size, Cabo Verde, South Africa, Libya, Tunisia and Morocco are the five countries with the highest number of confirmed cases per million people; rates ranging from 23,624 in Cabo Verde to 12,603 in Morocco.

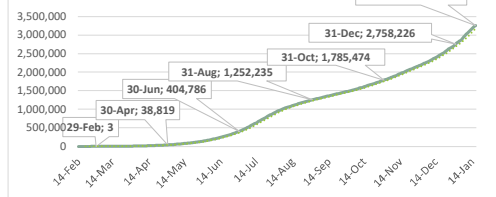
² Tanzania has not released data on Covid-19 since May 08, 2020.

- **In the week under review, a total of 210,651 new cases were reported in Africa, which is a 4.8% decline compared to the new cases recorded in the previous week. These new cases in Africa account for 4.4% of the weekly new cases recorded globally.** The Southern Africa region accounted for 65.0% of the weekly new cases in Africa, followed by North Africa (19.5%), West Africa (8.9%), East Africa (4.8%) and Central Africa (1.8%).
- **As of January 17, 2021, a total of 78,907 deaths have been reported in Africa since the start of the pandemic, of which 51.3% were in Southern Africa, 34.4% in North Africa, 7.8% in East Africa, 4.6% in West Africa and 1.9% in Central Africa.** South Africa, Egypt, Morocco, Tunisia and Algeria are the five countries with the highest reported deaths due to Covid-19, with deaths ranging from 37,105 in South Africa to 2,836 in Algeria. A total of 6,200 new deaths were reported in Africa in the week under review, which is an increase of 13.5% compared to the preceding week.
- **The case fatality rate (CFR), deaths per confirmed cases for Africa stands at 2.4% in the review period, higher than the global average of 2.1%.** The CFR in Africa has stayed unchanged at 2.4% since August 2020, while the global average CFR has been on a continuous decline. Regionally, West Africa has the lowest CFR at 1.3%, followed by East Africa and Central Africa at 1.9%, while North Africa and Southern Africa at 2.6% recorded higher CFR than the African average. As of January 17, 2021, higher than Africa average CFRs were recorded in 18 African countries, namely Sudan (6.1%), Egypt (5.5%), Liberia (4.5%), Mali (4.0%), Chad (3.8%), Niger (3.4%), Tunisia (3.2%), The Gambia (3.2%), DRC (3.0%), Eswatini (2.9%), South Africa (2.8%), Comoros (2.8%), Somalia (2.7%), Algeria (2.7%), Sierra Leone (2.6%), Zimbabwe (2.6%), Malawi (2.5%) and Mauritania (2.5%).
- **As of January 17, 2021, the number of recovered cases in Africa reached 2,676,857, which is 82.1% of its total confirmed cases.** Central Africa (87.0%), West Africa (86.7%) and North Africa (83.7%) have recorded higher recovery rates than the average for Africa, while Southern Africa (80.9%) and East Africa (77.3%) showed relatively lower recovery rates. In the week under review, 210,289 newly recovered cases were reported.
- **As of January 17, 2021, the total number of active cases in Africa stands at 506,468, which is a decline of 5,838 cases over the previous week.** Six countries, namely South Africa (202,380), Tunisia (45,406), Algeria (30,443), Egypt (24,821), Uganda (24,698), Libya (21,298) and Nigeria (19,635) jointly accounted for 72.8% of the active cases as of January 17, 2021.
- **From a regional perspective, Southern Africa accounts for 50.5% of active cases in Africa,** North Africa (27.6%), East Africa (13.4%), West Africa (6.7%) and Central Africa (1.7%). Southern and North Africa jointly account for about 78.1% of all active cases in Africa.

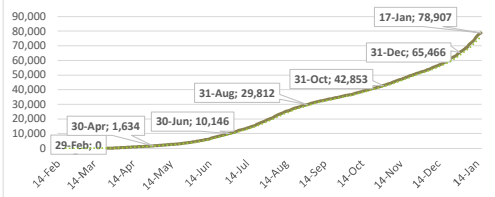
Summary of COVID-19 tracking in Africa: Situation for the week ending 17 January 2021

	Date of first case	Cases				Deaths				Recovered				Active				Test	
		Total cases	New cases for the week of	New cases for the week of	Weekly change from Previous week	Total deaths	New deaths for the week of	New deaths for the week of	Weekly change from Previous week	Total Recovered	New recovered for the week of	New recovered for the week of	Weekly change from Previous week	Active cases	New active for the week of	New active for the week of	Weekly change from Previous week	Total tests	Tests Per million People
			17 Jan.	10 Jan.			17 Jan.	10 Jan.			17 Jan.	10 Jan.			17 Jan.	10 Jan.			
World	31-Dec	95,037,620	4,777,142	5,164,866	-387,724	2,030,669	95,884	92,194	3,690	60,152,816	2,300,616	2,173,906	126,710	32,854,135	2,380,642	2,898,766	-518,124	1,339,862,841	171,892
Africa	14-Feb	3,262,232	210,651	221,296	-10,645	78,907	6,200	5,463	737	2,676,857	210,289	125,677	84,612	506,468	5,838	90,156	-95,994	29,446,975	21,995
Central Africa	6-Mar	79,750	3,846	1,823	2,023	1,526	37	20	17	69,376	2,393	3,361	-968	8,848	1,416	1,558	-2,974	1,565,086	10,682
East Africa	13-Mar	326,014	10,090	7,717	2,373	6,140	249	124	125	251,943	8,990	4,257	4,733	67,931	851	3,336	-2,485	5,175,525	13,783
North Africa	14-Feb	1,025,118	41,117	38,508	2,609	27,120	1,193	1,197	-4	858,093	33,657	35,771	-2,114	139,905	6,267	1,540	4,727	7,907,554	38,305
Southern Africa	5-Mar	1,547,663	136,867	157,018	-20,151	40,480	4,532	3,983	549	1,251,527	149,330	73,583	75,747	255,656	16,995	79,452	-96,447	10,768,337	50,512
West Africa	28-Feb	283,687	18,731	16,230	2,501	3,641	189	139	50	245,918	15,919	8,705	7,214	34,128	2,623	7,386	-4,763	4,030,473	10,147

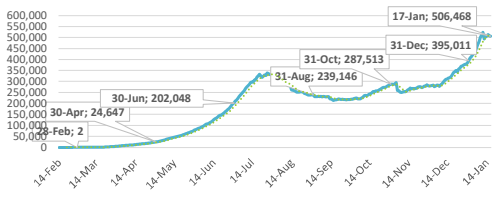
Africa: Total Cases



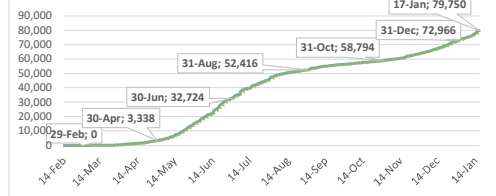
Africa: Total Deaths



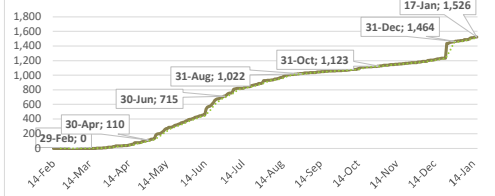
Africa: Total Active Cases



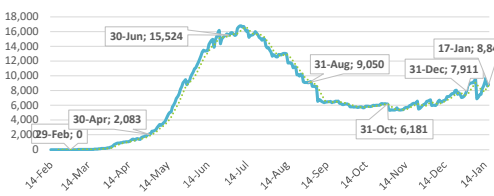
Central Africa: Total Cases



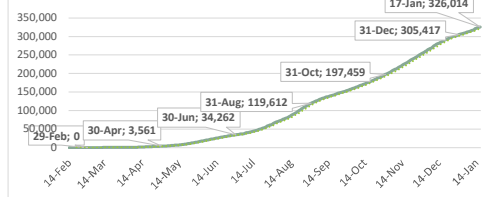
Central Africa: Total Deaths



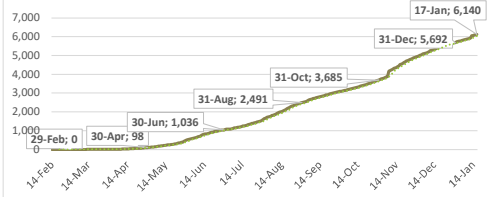
Central Africa: Total Active Cases



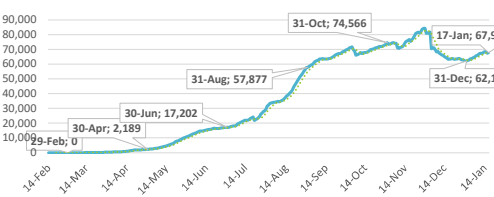
East Africa: Total Cases



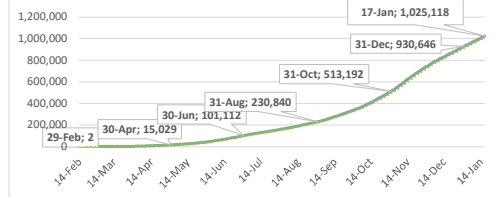
East Africa: Total Deaths



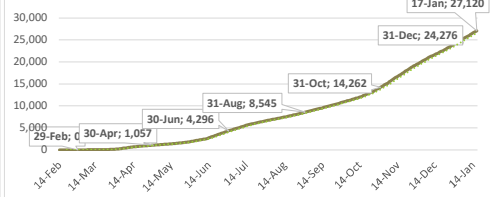
East Africa: Total Active Cases



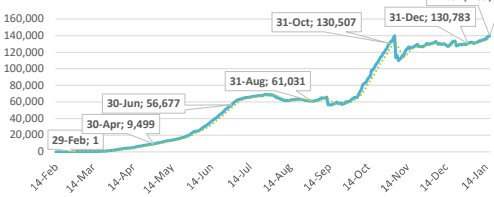
North Africa: Total Cases



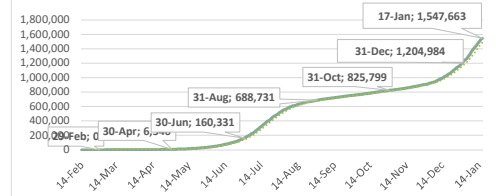
North Africa: Total Deaths



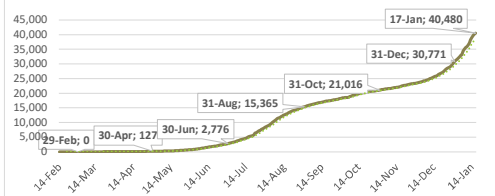
North Africa: Total Active Cases



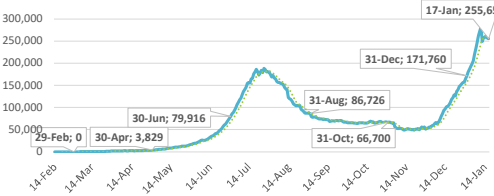
Southern Africa: Total Cases



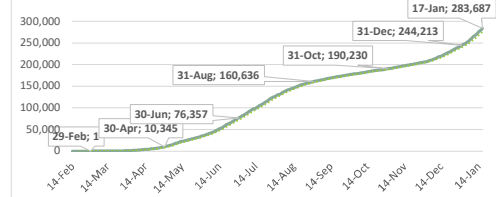
Southern Africa: Total Deaths



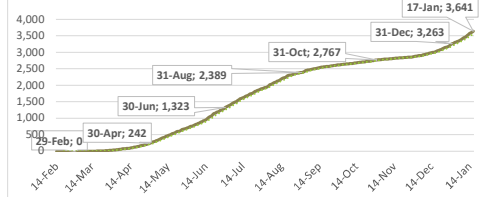
Southern Africa: Total Active Cases



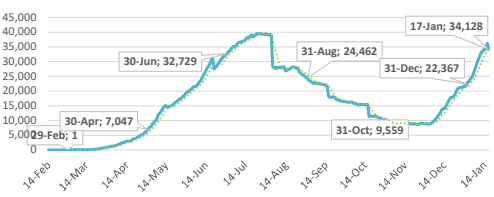
West Africa: Total Cases



West Africa: Total Deaths



West Africa: Total Active Cases



.....: 7-day moving average

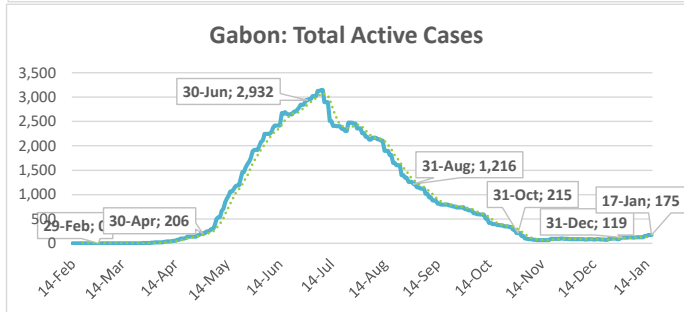
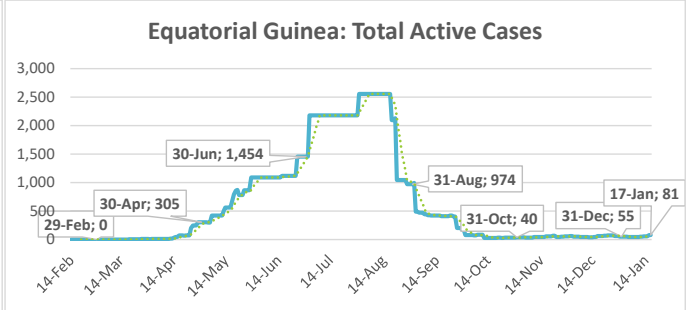
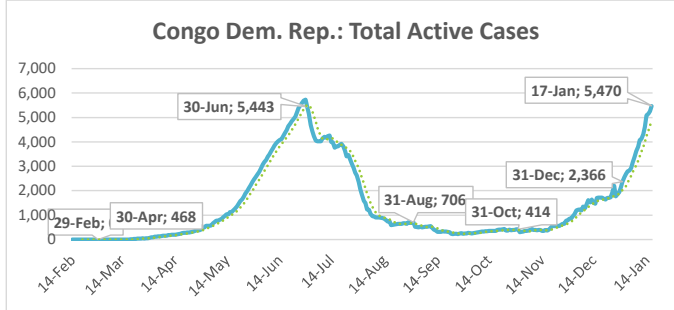
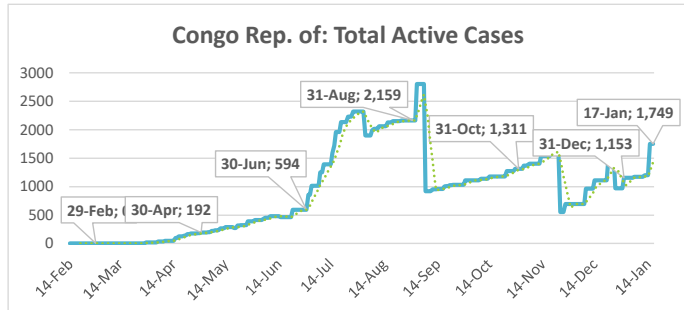
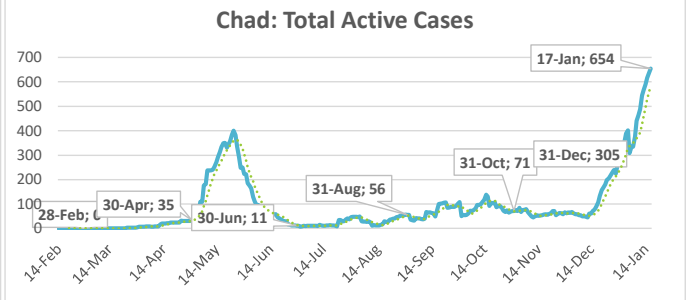
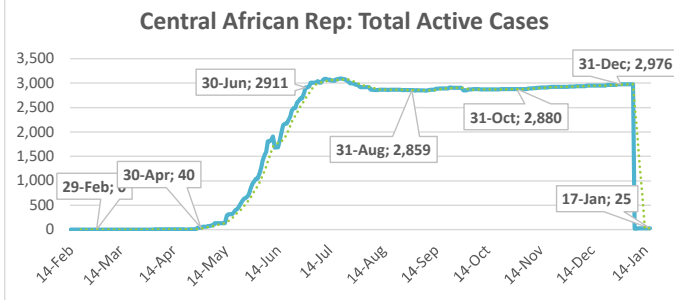
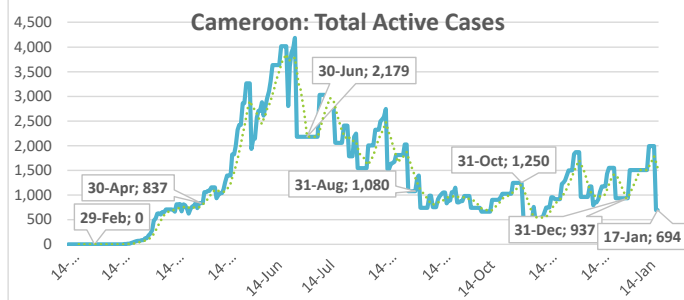
Central Africa

Highlights of the Covid-19 Situation in Central Africa as of January 17, 2021

- **As of Sunday, January 17, 2021, the number of total cases in the Central Africa region reached 79,750.** The region reported 3,846 new cases in the review week, which is more than double the number of new cases reported in the preceding week. The total number of deaths reported reached 1,526, recording 37 new deaths in the review week. The number of total recovered cases reached 69,376, of which 2,393 were newly recovered cases during the review week. The total number of active cases stands at 8,848, which is an increase of 1,416 cases in the review week.
- **Cameroon accounted for 35.1% of the total cases, while DRC accounted for 38.3% of the new cases in the region during the week under review.** Chad has the lowest number of total cases in the region at 2,895.
- **The average case fatality rate (CFR) for the region stands at 1.9%. The highest CFR in the region was reported in Chad at 3.8% and the lowest in Gabon at 0.7%.**

Summary of COVID-19 tracking in Central Africa: Situation for the week ending 17 January 2021

	Date of first case	Cases				Deaths				Recovered				Active				Test	
		Total cases	New cases for the week of	New cases for the week of	Weekly change	Total deaths	New deaths for the week of	New deaths for the week of	Weekly change from Previous week	Total Recovered	New recovered for the week of	New recovered for the week of	Weekly change from Previous week	Active cases	New active for the week of	New active for the week of	Weekly change from Previous week	Total tests	Tests Per million People
			17 Jan.	10 Jan.			17 Jan.	10 Jan.			17 Jan.	10 Jan.			17 Jan.	10 Jan.			
Central Africa	6-Mar	79,750	3,846	1,823	2,023	1,526	37	20	17	69,376	2,393	3,361	-968	8,848	1,416	-1,558	2,974	1,565,086	10,682
Cameroon	6-Mar	28,010	1,162	0	1,162	455	7	0	7	26,861	1,969	0	1,969	694	-814	0	-814	781,009	29,421
Central African Rep.	15-Mar	4,973	0	10	-10	63	0	0	0	4,885	0	2,961	-2,961	25	0	-2,951	2,951	35,523	7,355
Chad	19-Mar	2,895	358	324	34	111	4	3	1	2,130	165	245	-80	654	189	76	113	76,036	4,629
Congo Rep. of	15-Mar	7,709	582	20	562	114	6	0	6	5,846	0	0	0	1,749	576	20	556	81,168	14,709
Congo Dem. Rep.	10-Mar	20,908	1,472	1,334	138	631	20	15	5	14,807	64	27	37	5,470	1,388	1,292	96	103,737	1,158
Equatorial Guinea	14-Mar	5,356	67	12	55	86	0	0	0	5,189	35	18	17	81	32	-6	38	81,780	58,290
Gabon	12-Mar	9,899	205	123	82	66	0	2	-2	9,658	160	110	50	175	45	11	34	405,833	182,337



.....: 7-day moving average

East Africa

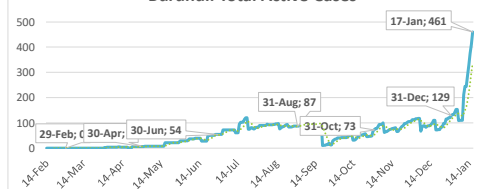
Highlights of the Covid-19 Situation in East Africa as of January 17, 2021

- **As of Sunday, January 17, 2021, the number of total cases in the East Africa region reached 326,014.** The region reported 10,090 new cases in the review week, which is a 30.8% increase compared to the number of new cases reported in the preceding week. The total number of deaths reported reached 6,140, recording 249 new deaths in the review week. The number of total recovered cases reached 251,943, of which 8,990 were newly recovered cases during the review week. The total number of active cases stands at 67,931, which is an increase of 851 cases in the review week.
- **Ethiopia accounted for 40.2% of the total cases, while Sudan accounted for 29.4% of the new cases in the region during the week under review.** Seychelles has the lowest number of total cases in the region at 705.
- **The average case fatality rate (CFR) for the region stands at 1.9%. The highest CFR in the region was reported in Sudan at 6.1% and the lowest in Burundi at 0.2%.**

Summary of COVID-19 tracking in East Africa: Situation for the week ending 17 January 2021

	Date of first case	Cases				Deaths				Recovered				Active				Test	
		Total cases	New cases for the week of	New cases for the week of	Weekly change	Total deaths	New deaths for the week of	New deaths for the week of	Weekly change from Previous week	Total Recovered	New recovered for the week of	New recovered for the week of	Weekly change from Previous week	Active cases	New active for the week of	New active for the week of	Weekly change from Previous week	Total tests	Tests Per million People
		17 Jan.	10 Jan.	10 Jan.	10 Jan.	17 Jan.	10 Jan.	10 Jan.	10 Jan.	17 Jan.	10 Jan.	10 Jan.	10 Jan.	17 Jan.	10 Jan.	10 Jan.	10 Jan.	17 Jan.	17 Jan.
East Africa	13-Mar	326,014	10,090	7,717	2,373	6,140	249	124	125	251,943	8,990	4,257	4,733	67,931	851	3,336	-2,485	5,175,525	13,783
Burundi	31-Mar	1,236	250	153	97	2	0	0	0	773	0	86	-86	461	250	67	189	90,019	7,570
Comoros	2-May	1,592	442	286	156	45	27	5	22	1,075	215	128	87	472	200	153	47	6,227	7,161
Djibouti	18-Mar	5,905	34	29	5	61	0	0	0	5,822	42	39	3	22	-8	-10	2	104,554	105,824
Eritrea	21-Mar	1,877	432	193	239	6	3	2	1	1,073	333	97	236	798	96	94	2	23,693	6,681
Ethiopia	13-Mar	131,195	2,879	2,694	185	2,030	36	46	-10	116,147	2,773	1,007	1,766	13,018	70	1,641	-1,571	1,886,939	16,413
Kenya	13-Mar	99,162	891	1,469	-578	1,731	21	25	-4	83,350	2,475	1,802	673	14,081	-1,605	-358	-1,247	1,125,679	20,935
Rwanda	14-Mar	11,032	1,402	954	448	142	22	19	3	7,363	389	222	167	3,527	991	713	278	796,867	61,524
Seychelles	15-Mar	705	392	16	376	2	2	0	2	539	325	0	325	164	65	16	49	21,504	218,654
Somalia	16-Mar	4,744	18	12	6	130	0	0	0	3,666	27	27	0	948	-9	-15	6	83,486	5,253
South Sudan	5-Apr	3,693	44	91	-47	63	0	0	0	3,181	16	34	-18	449	28	57	-29	80,036	7,150
Sudan	13-Mar	26,279	2,963	0	2,963	1,603	135	0	135	15,688	2,164	0	2,164	8,988	664	0	664	158,804	3,622
Tanzania	16-Mar	509	21	183	305	3,880	65
Uganda	21-Mar	38,085	343	1,820	-1,477	304	3	27	-24	13,083	231	815	-584	24,698	109	978	-869	793,837	17,355

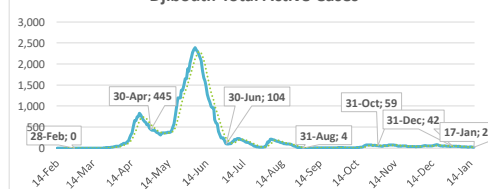
Burundi: Total Active Cases



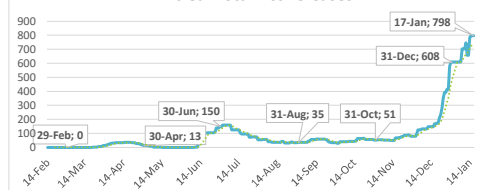
Comoros: Total Active Cases



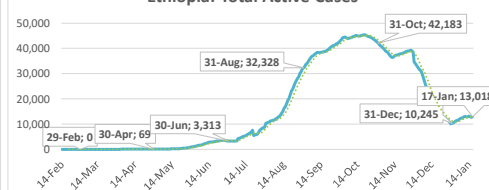
Djibouti: Total Active Cases



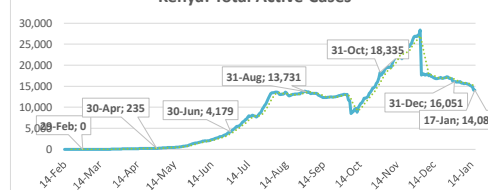
Eritrea: Total Active Cases



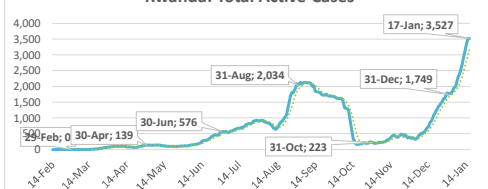
Ethiopia: Total Active Cases



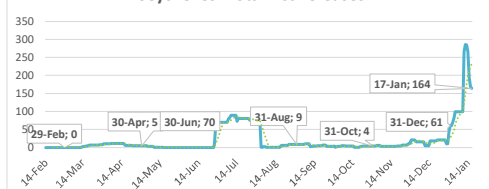
Kenya: Total Active Cases



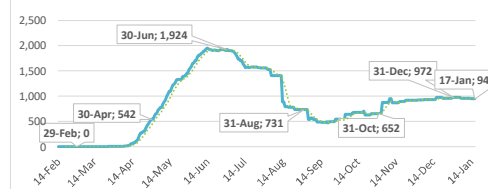
Rwanda: Total Active Cases



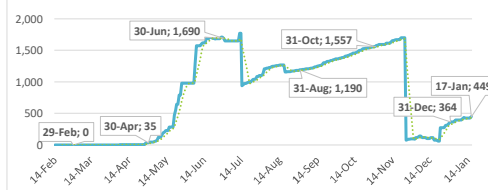
Seychelles: Total Active Cases



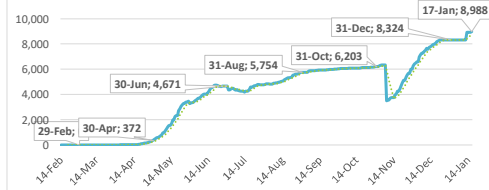
Somalia: Total Active Cases



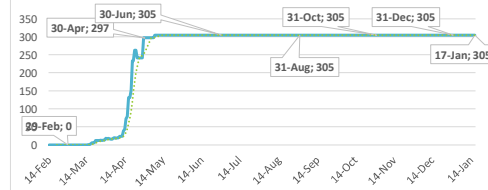
South Sudan: Total Active Cases



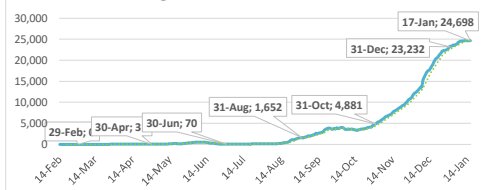
Sudan: Total Active Cases



Tanzania: Total Active Cases



Uganda: Total Active Cases



.....: 7-day moving average

North Africa

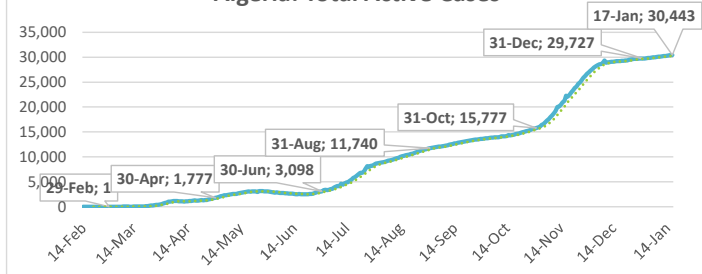
Highlights of the Covid-19 Situation in North Africa as of January 17, 2021

- **As of Sunday, January 17, 2021, the number of total cases in the North Africa region reached 1,025,118.** The region reported 41,117 new cases in the review week, which is a 6.8% increase compared to the new cases reported in the preceding week. The total number of deaths reported reached 27,120, recording 1,193 new deaths in the review week. The number of total recovered cases reached 858,093, of which 33,657 were newly recovered cases during the review week. The total number of active cases stands at 139,905, which is an increase of 6,267 cases in the review week.
- **Morocco accounted for 44.8% of the total cases, while Tunisia accounted for 50.6% of the new cases in the region during the week under review.** Mauritania has the lowest number of total cases in the region at 16,039.
- **The average case fatality rate (CFR) for the region stands at 2.6%. The highest CFR in the region was reported in Egypt at 5.5% and the lowest in Libya at 1.5%.**

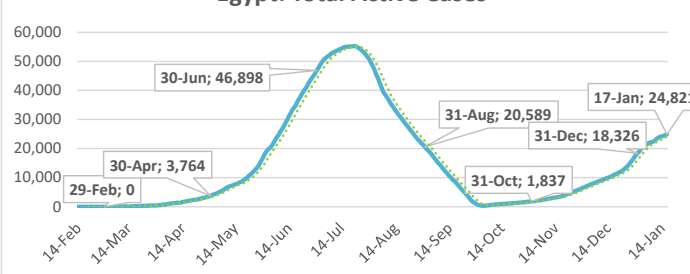
Summary of COVID-19 tracking in North Africa: Situation for the week ending 17 January 2021

	Date of first case	Cases				Deaths				Recovered				Active				Test	
		Total cases	New cases for the week of	New cases for the week of	Weekly change	Total deaths	New deaths for the week of	New deaths for the week of	Weekly change from Previous week	Total Recovered	New recovered for the week of	New recovered for the week of	Weekly change from Previous week	Active cases	New active for the week of	New active for the week of	Weekly change from Previous week	Total tests	Tests Per million People
			17 Jan.	10 Jan.			17 Jan.	10 Jan.			17 Jan.	10 Jan.			17 Jan.	10 Jan.			
North Africa	14-Feb	1,025,118	41,117	38,508	2,609	27,120	1,193	1,197	-4	858,093	33,657	35,771	-2,114	139,905	6,267	1,540	4,727	7,907,554	38,305
Algeria	26-Feb	103,833	1,689	1,736	-47	2,836	29	35	-6	70,554	1,342	1,404	-62	30,443	318	297	21	230,553	5,258
Egypt	14-Feb	156,397	6,605	7,605	-1,000	8,583	386	392	-6	122,993	4,093	5,002	-909	24,821	2,126	2,211	-85	1,000,000	9,772
Libya	25-Mar	109,088	4,343	3,331	1,012	1,665	84	71	13	86,125	5,833	5,911	-78	21,298	-1,574	-2,651	1,077	597,597	86,970
Mauritania	14-Mar	16,039	527	718	-191	402	18	26	-8	14,504	1,069	1,299	-230	1,133	-560	-607	47	137,411	29,553
Morocco	5-Mar	459,671	7,139	9,386	-2,247	7,942	199	258	-59	434,925	10,029	11,503	-1,474	16,804	-3,089	-2,375	-714	5,185,741	140,495
Tunisia	5-Mar	180,090	20,814	15,732	5,082	5,692	477	415	62	128,992	11,291	10,652	639	45,406	9,046	4,665	4,381	756,252	63,988

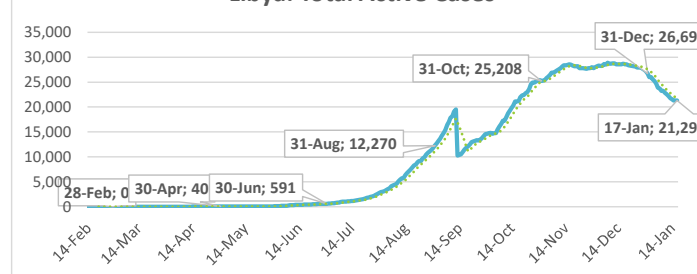
Algeria: Total Active Cases



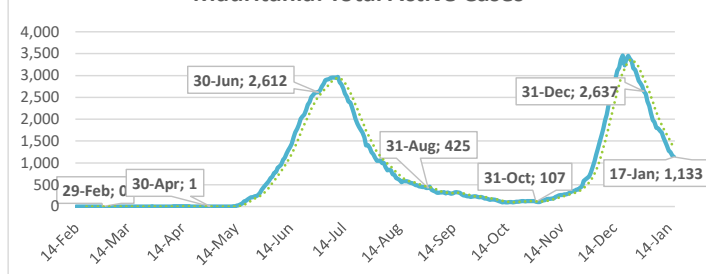
Egypt: Total Active Cases



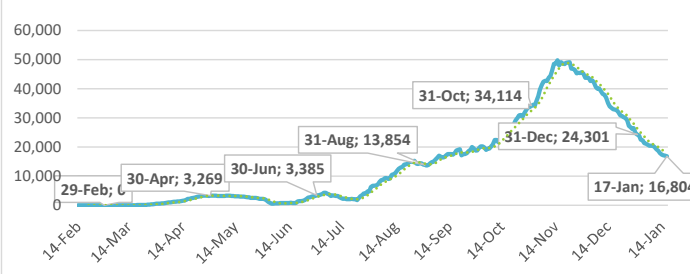
Libya: Total Active Cases



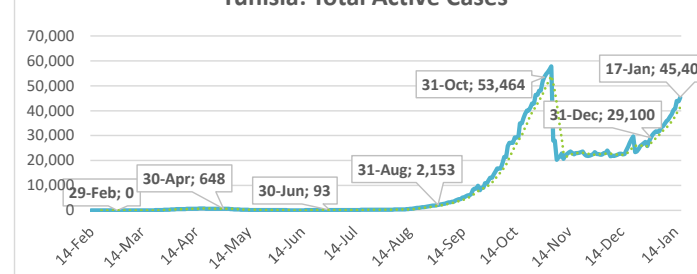
Mauritania: Total Active Cases



Morocco: Total Active Cases



Tunisia: Total Active Cases



.....: 7-day moving average

Southern Africa

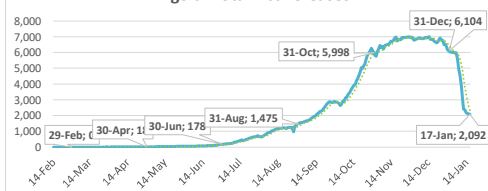
Highlights of the Covid-19 Situation in Southern Africa as of January 17, 2021

- **As of Sunday, January 17, 2021, the number of total cases in the Southern Africa region reached 1,547,663.** The region reported 136,867 new cases in the review week, which is a 12.8% decline compared to the new cases reported in the preceding week. The total number of deaths reported reached 40,480, recording 4,532 new deaths in the review week. The number of total recovered cases reached 1,251,527, of which 149,330 were newly recovered cases during the review week. The total number of active cases stands at 255,656, which is a decline of 16,995 cases in the review week.
- **South Africa accounted for 86.4% of the total cases and 77.7% of the new cases in the region during the week under review.** Mauritius has the lowest number of total cases in the region at 547.
- **The average case fatality rate (CFR) for the region stands at 2.6%. The highest CFR in the region was reported in Eswatini at 2.9% and the lowest in Botswana at 0.4%.**

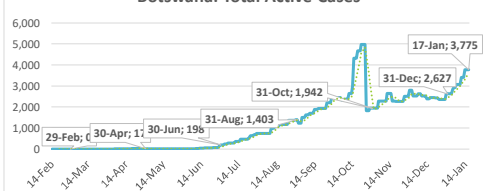
Summary of COVID-19 tracking in Southern Africa: Situation for the week ending 17 January 2021

	Date of first case	Cases				Deaths				Recovered				Active				Test	
		Total cases	New cases for the week of	New cases for the week of	Weekly change	Total deaths	New deaths for the week of	New deaths for the week of	Weekly change from Previous week	Total Recovered	New recovered for the week of	New recovered for the week of	Weekly change from Previous week	Active cases	New active for the week of	New active for the week of	Weekly change from Previous week	Total tests	Tests Per million People
		17 Jan.	10 Jan.	10 Jan.	10 Jan.	17 Jan.	10 Jan.	10 Jan.	10 Jan.	17 Jan.	10 Jan.	10 Jan.	10 Jan.	17 Jan.	10 Jan.	10 Jan.	10 Jan.	17 Jan.	17 Jan.
Southern Africa	5-Mar	1,547,663	136,867	157,018	-20,151	40,480	4,532	3,983	549	1,251,527	149,330	73,583	75,747	255,656	-16,995	79,452	-96,447	10,768,337	50,512
Angola	27-Mar	18,875	682	551	131	436	20	8	12	16,347	2,475	2,649	-174	2,092	-1,813	-2,106	293	329,366	10,021
Botswana	16-Mar	17,365	1,315	1,245	-70	71	23	6	17	13,519	592	791	-199	3,775	700	448	252	584,169	248,411
Eswatini	14-Mar	12,944	1,509	1,492	-17	376	81	64	-17	8,222	546	563	-17	4,346	882	865	-17	116,040	100,020
Lesotho	13-May	6,371	434	2,731	-2,297	93	8	20	-12	1,635	63	76	-13	4,643	363	2,635	-2,272	42,603	19,887
Madagascar	20-Mar	18,301	300	234	-66	273	6	5	1	17,609	162	149	-13	419	132	80	-52	105,342	3,804
Malawi	2-Apr	12,470	3,895	1,731	-2,164	314	89	30	-59	6,036	210	111	-99	6,120	3,596	1,590	-2,006	108,775	5,686
Mauritius	18-Mar	547	8	12	-4	10	0	0	0	516	2	18	-16	21	6	-6	-12	301,345	236,950
Mozambique	27-Mar	26,551	4,612	2,630	-1,982	241	49	23	-26	18,607	1,072	770	-302	7,703	3,491	1,837	-1,654	304,511	9,743
Namibia	14-Mar	30,363	2,104	3,143	-1,039	285	31	39	-8	26,931	2,639	3,237	-598	3,147	-566	-133	-433	240,751	94,750
São Tomé & Príncipe	6-Apr	1,142	76	42	-34	17	0	0	0	993	5	7	-2	132	71	35	-36	7,498	34,213
South Africa	5-Mar	1,337,926	106,329	130,849	-24,520	37,105	3,942	3,586	356	1,098,441	132,073	62,689	69,384	202,380	-29,686	64,574	-94,260	7,613,470	128,370
Zambia	18-Mar	37,605	9,877	6,146	-3,731	546	77	75	-2	26,159	5,561	1,515	4,046	10,900	4,239	4,556	-317	767,568	41,752
Zimbabwe	25-Mar	27,203	5,726	6,212	-486	713	206	127	-79	16,512	3,930	1,008	2,922	9,978	1,590	5,077	-3,487	246,899	16,612

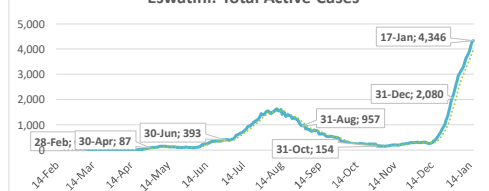
Angola: Total Active Cases



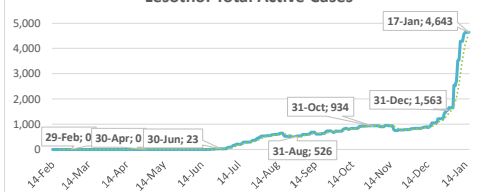
Botswana: Total Active Cases



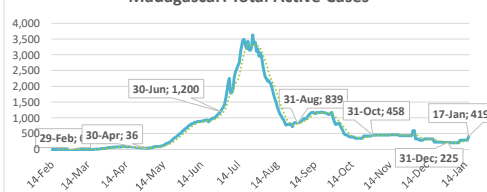
Eswatini: Total Active Cases



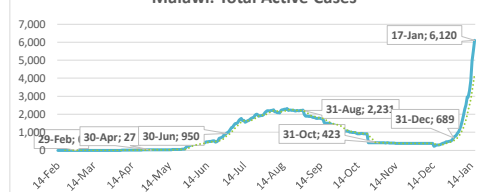
Lesotho: Total Active Cases



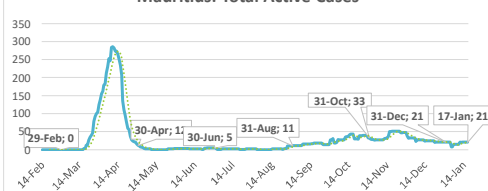
Madagascar: Total Active Cases



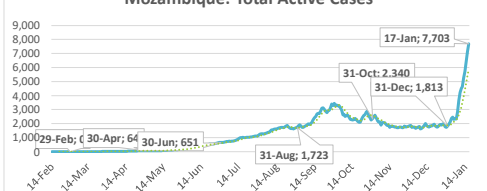
Malawi: Total Active Cases



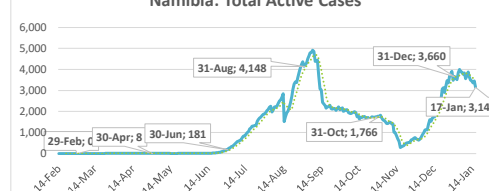
Mauritius: Total Active Cases



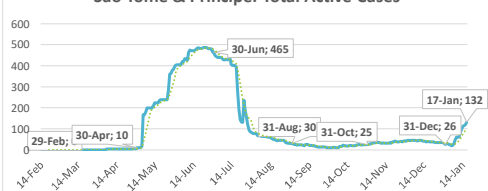
Mozambique: Total Active Cases



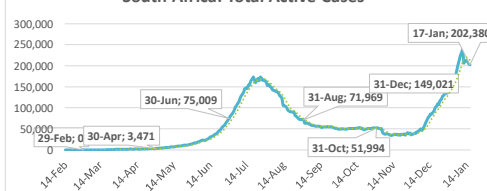
Namibia: Total Active Cases



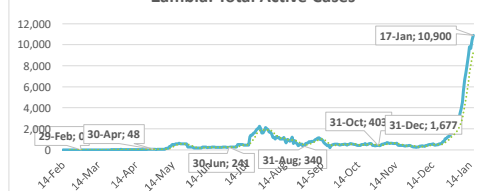
São Tomé & Príncipe: Total Active Cases



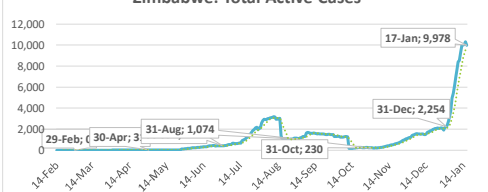
South Africa: Total Active Cases



Zambia: Total Active Cases



Zimbabwe: Total Active Cases



.....: 7-day moving average

West Africa

Highlights of the Covid-19 Situation in West Africa as of January 17, 2021

- **As of Sunday, January 17, 2021, the number of total cases in the West Africa region reached 283,687.** The region reported 18,731 new cases in the review week, which is a 15.4% increase compared to the new cases reported in the preceding week. The total number of deaths reported reached 3,641, recording 189 new deaths in the review week. The number of total recovered cases reached 245,918, of which 15,919 were newly recovered cases during the review week. The total number of active cases stands at 34,128, which is an increase of 2,623 cases in the review week.
- **Nigeria accounted for 38.9% of the total cases and 55.0% of the new cases in the region during the week under review.** Liberia has the lowest number of total cases in the region at 1,887.
- **The average case fatality rate (CFR) for the region stands at 1.3%. The highest CFR in the region was reported in Liberia at 4.5% and the lowest in Côte d'Ivoire, Guinea, and Ghana at 0.6%.**

Summary of COVID-19 tracking in West Africa: Situation for the week ending 17 January 2021

	Date of first case	Cases				Deaths				Recovered				Active				Test	
		Total cases	New cases for the week of	New cases for the week of	Weekly change	Total deaths	New deaths for the week of	New deaths for the week of	Weekly change from Previous week	Total Recovered	New recovered for the week of	New recovered for the week of	Weekly change from Previous week	Active cases	New active for the week of	New active for the week of	Weekly change from Previous week	Total tests	Tests Per million People
		17 Jan.	10 Jan.	10 Jan.	10 Jan.	17 Jan.	10 Jan.	10 Jan.	10 Jan.	17 Jan.	10 Jan.	10 Jan.	10 Jan.	17 Jan.	10 Jan.	10 Jan.	10 Jan.	17 Jan.	10 Jan.
West Africa	28-Feb	283,687	18,731	16,230	2,501	3,641	189	139	50	245,918	15,919	8,705	7,214	34,128	2,623	7,386	-4,763	4,030,473	10,147
Benin	16-Mar	3,413	109	53	56	46	2	0	-2	3,245	60	124	-64	122	47	-71	118	402,795	33,225
Burkina Faso	9-Mar	9,188	1,106	1,031	75	102	13	3	10	7,391	1,546	586	960	1,695	-453	442	-895	116,497	5,573
Cabo Verde	20-Mar	12,993	601	472	129	119	5	1	4	12,219	486	153	333	655	110	318	-208	108,849	195,776
Côte d'Ivoire	11-Mar	25,241	1,491	1,102	389	141	2	1	1	23,331	761	572	189	1,769	728	529	199	298,847	11,329
Gambia, The	18-Mar	3,910	53	57	-4	127	2	1	1	3,692	15	8	7	91	36	48	-12	31,722	13,126
Ghana	12-Mar	57,714	1,942	604	1,338	346	10	1	-9	55,592	1,154	510	644	1,776	778	93	685	709,758	22,842
Guinea	13-Mar	14,114	172	158	14	81	0	0	0	13,338	115	70	45	695	57	88	-31	310,994	23,681
Guinea-Bissau	27-Mar	2,509	31	23	8	45	0	0	0	2,405	5	2	3	59	26	21	-5	39,578	20,111
Liberia	16-Mar	1,887	108	0	108	84	1	0	-1	1,701	295	0	295	102	-188	0	-188	60,252	11,913
Mali	25-Mar	7,839	239	347	-108	310	12	20	-8	5,562	271	378	-107	1,967	-44	-51	-7	161,256	7,963
Niger	20-Mar	4,156	279	412	-133	140	14	16	-2	3,044	658	400	258	972	-393	-4	-389	69,284	2,862
Nigeria	28-Feb	110,387	10,300	10,007	293	1,435	77	47	30	89,317	9,287	4,986	4,301	19,635	936	4,974	-4,038	1,135,535	5,509
Senegal	2-Mar	23,028	1,783	1,548	235	515	50	44	6	19,224	1,006	703	303	3,289	727	801	-74	299,101	17,863
Sierra Leone	31-Mar	3,006	172	161	11	77	0	1	-1	2,082	99	73	26	847	73	87	-14	92,126	11,549
Togo	6-Mar	4,302	345	255	90	73	1	4	-3	3,775	161	140	21	454	183	111	72	193,879	23,419

