



AFRICAN DEVELOPMENT BANK GROUP

Weekly Data Flash on Covid-19 in Africa¹:

The situation as of Sunday, January 24, 2021

Statistics Department (ECST)

¹ This briefing note has been prepared by Roza Mamuye Bora, Senior Statistician; Anouar Chaouch, Statistician; Soumaila Karambiri, Statistical Assistant; Regis Hauhouot Stephane, Statistical Assistant and Desire Lakpa Guy, Statistical Assistant, under the supervision of Louis Kouakou, Division Manager ECST.1 and the guidance of Charles Leyeka Lufumpa, Director ECST.

For more information on Covid-19, please visit the Bank's Africa Information Highway
<https://africacovid.opendataforafrica.org/>.

Contents

	Page
Highlights of the Covid-19 Situation in Africa as of January 24, 2021	1
Data Annexes: Africa	3
Highlights of the Covid-19 Situation in Central Africa as of January 24, 2021	5
Data Annexes: Central Africa	6
Highlights of the Covid-19 Situation in East Africa as of January 24, 2021	8
Data Annexes: East Africa	9
Highlights of the Covid-19 Situation in North Africa as of January 24, 2021	11
Data Annexes: North Africa	12
Highlights of the Covid-19 Situation in Southern Africa as of January 24, 2021	14
Data Annexes: Southern Africa	15
Highlights of the Covid-19 Situation in West Africa as of January 24, 2021	17
Data Annexes: West Africa	18

Highlights of the Covid-19 Situation in Africa as of January 24, 2021²

- **Globally, the total number of confirmed Covid-19 cases reached 99,178,513 as of January 24, 2021, the majority of which (29.3%) were in Europe, followed by North America (29.0%), Asia (22.8%) and South America (15.4%).** The number of new cases reported globally in the review week amounted to 4,140,893. To date, 62,584,193 cases have recovered, representing 63.1% of confirmed global Covid-19 cases. The number of global deaths reached 2,129,139, of which 98,470 were recorded in the past week. The number of global active cases stands at 34,465,181.
- **Africa accounted for 3.5% of the total global cases, 4.0% of deaths, 4.6% of recovered cases and 1.3% of active cases as of January 24, 2021.**
- **As of Sunday, January 24, 2021, more than 30.6 million tests for Covid-19 had been administered in Africa, of which over 1.2 million were reported in the week under review.** The majority (26.1%) of these tests were conducted in South Africa, followed by Morocco (17.3%), Ethiopia (6.3%), Nigeria (4.1%), Kenya (3.8%), Egypt (3.3%), Zambia (2.7%), Rwanda (2.7%), Uganda (2.7%) and Tunisia (2.7%), which collectively accounted for 71.6% of the tests conducted in Africa.
- **Considering tests in relation to population size, Botswana leads with 261,072 tests per 1 million people,** followed by Mauritius (236,950), Seychelles (218,654), Cabo Verde (200,346), Gabon (189,641), Morocco (143,290), South Africa (134,772) and Eswatini (107,886). The average tests per 1 million people in Africa stands at 22,858, which is an increase of 3.9% over the past week.
- **As of January 24, 2021, the total number of confirmed cases in Africa reached 3,437,638.** The majority of these cases (48.2%) were reported in Southern Africa, followed by North Africa at 30.9%, East Africa at 9.7%, West Africa at 8.8% and Central Africa at 2.4%. Southern Africa accounted for the highest number of cases, with 85.3% of those cases reported in the nation of South Africa. On the other hand, the rest of Southern African countries are among the least affected in Africa collectively accounting for 7.1% of the confirmed cases in Africa.
- **South Africa (41.1%), Morocco (13.6%), Tunisia (5.7%), Egypt (4.7%), Ethiopia (3.9%), Nigeria (3.5%), Libya (3.3%), Algeria (3.1%) and Kenya (2.9%) together account for 81.8% of the total cases in Africa, as of January 24, 2021.** The five countries with the lowest number of cases are Mauritius, Seychelles, São Tomé & Príncipe, Burundi and Liberia; cases range between 556 in Mauritius and 1,914 in Liberia, thus collectively accounting for 0.2% of the confirmed cases in Africa. Considering population size, Cabo Verde, South Africa, Tunisia, Libya and Namibia are the five countries with the highest number of confirmed cases per million people; rates ranging from 24,525 in Cabo Verde to 12,996 in Namibia.

² Tanzania has not released data on Covid-19 since May 08, 2020.

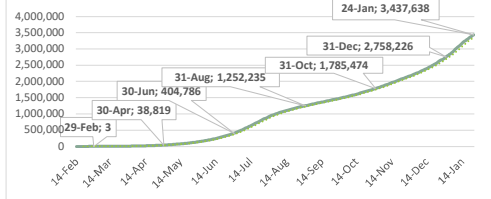
Sudan has not released data on Covid-19 since January 16, 2021.

- **In the week under review, a total of 175,406 new cases were reported in Africa, which is a 16.7% decline compared to the new cases recorded in the previous week. These new cases in Africa account for 4.2% of the weekly new cases recorded globally.** The Southern Africa region accounted for 61.5% of the weekly new cases in Africa, followed by North Africa (20.5%), West Africa (11.6%), East Africa (4.5%) and Central Africa (1.9%).
- **As of January 24, 2021, a total of 85,184 deaths have been reported in Africa since the start of the pandemic, of which 53.0% were in Southern Africa, 33.3% in North Africa, 7.4% in East Africa, 4.5% in West Africa and 1.8% in Central Africa.** South Africa, Egypt, Morocco, Tunisia and Algeria are the five countries with the highest reported deaths due to Covid-19, with deaths ranging from 40,874 in South Africa to 2,863 in Algeria. A total of 6,277 new deaths were reported in Africa in the week under review, which is an increase of 1.2% compared to the preceding week.
- **The case fatality rate (CFR), deaths per confirmed cases for Africa stands at 2.5% in the review period, higher than the global average of 2.1%, which is an increment from its level of 2.4% since August 2020.** Regionally, West Africa has the lowest CFR at 1.3%, followed by East Africa and Central Africa at 1.9%, while North Africa and Southern Africa at 2.7% recorded higher CFR than the African average. As of January 24, 2021, higher than or equal to Africa average CFRs were recorded in 18 African countries, namely Sudan (6.1%), Egypt (5.5%), Liberia (4.4%), Mali (4.0%), Chad (3.7%), Niger (3.5%), Eswatini (3.3%), Tunisia (3.2%), The Gambia (3.2%), Zimbabwe (3.2%), Comoros (3.1%), DRC (3.0%), South Africa (2.9%), Somalia (2.7%), Algeria (2.7%), Malawi (2.6%), Sierra Leone (2.5%) and Mauritania (2.5%).
- **As of January 24, 2021, the number of recovered cases in Africa reached 2,892,407, which is 84.1% of its total confirmed cases.** West Africa (85.7%), Central Africa (85.5%), Southern Africa (85.2%) and North Africa (84.2%) have recorded higher recovery rates than the average for Africa, while East Africa (77.2%) showed relatively lower recovery rates. In the week under review, 215,550 newly recovered cases were reported.
- **As of January 24, 2021, the total number of active cases in Africa stands at 460,047, which is a decline of 46,421 cases over the previous week.** Six countries, namely South Africa (141,592), Tunisia (46,482), Algeria (30,788), Egypt (26,361), Uganda (24,971) and Nigeria (22,834) jointly accounted for 63.7% of the active cases as of January 24, 2021.
- **From a regional perspective, Southern Africa accounts for 43.6% of active cases in Africa,** North Africa (30.4%), East Africa (15.2%), West Africa (8.6%) and Central Africa (2.3%). Southern and North Africa jointly account for about 74.0% of all active cases in Africa.

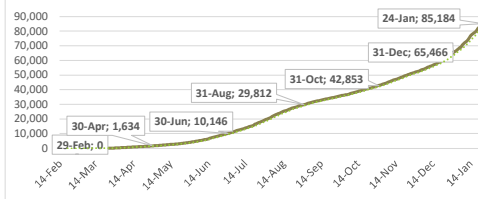
Summary of COVID-19 tracking in Africa: Situation for the week ending 24 January 2021

	Date of first case	Cases				Deaths				Recovered				Active				Test	
		Total cases	New cases for the week of	New cases for the week of	Weekly change from Previous week	Total deaths	New deaths for the week of	New deaths for the week of	Weekly change from Previous week	Total Recovered	New recovered for the week of	New recovered for the week of	Weekly change from Previous week	Active cases	New active for the week of	New active for the week of	Weekly change from Previous week	Total tests	Tests Per million People
			24 Jan.	17 Jan.		24 Jan.	17 Jan.	17 Jan.		24 Jan.	17 Jan.	17 Jan.		24 Jan.	17 Jan.	17 Jan.			
World	31-Dec	99,178,513	4,140,893	4,777,142	-636,249	2,129,139	98,470	95,884	2,586	62,584,193	2,431,377	2,300,616	130,761	34,465,181	1,611,046	2,380,642	-769,596	1,388,406,191	178,120
Africa	14-Feb	3,437,638	175,406	210,651	-35,245	85,184	6,277	6,200	77	2,892,407	215,550	210,289	5,261	460,047	-46,421	-5,838	-40,583	30,602,983	22,858
Central Africa	6-Mar	83,100	3,350	3,846	-496	1,572	46	37	9	71,035	1,659	2,393	-734	10,493	1,645	1,416	229	1,595,033	10,887
East Africa	13-Mar	333,836	7,822	10,090	-2,268	6,262	122	249	-127	257,680	5,737	8,990	-3,253	69,894	1,963	851	1,112	5,321,758	14,173
North Africa	14-Feb	1,061,160	36,042	41,117	-5,075	28,385	1,265	1,193	72	893,011	34,918	33,657	1,261	139,764	-141	6,267	-6,408	8,097,840	39,227
Southern Africa	5-Mar	1,655,561	107,898	136,867	-28,969	45,122	4,642	4,532	110	1,410,039	158,512	149,330	9,182	200,400	-55,256	-16,995	-38,261	11,351,288	53,246
West Africa	28-Feb	303,981	20,294	18,731	1,563	3,843	202	189	13	260,642	14,724	15,919	-1,195	39,496	5,368	2,623	2,745	4,237,064	10,667

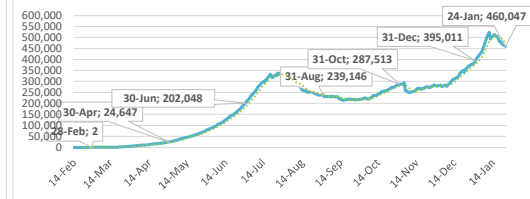
Africa: Total Cases



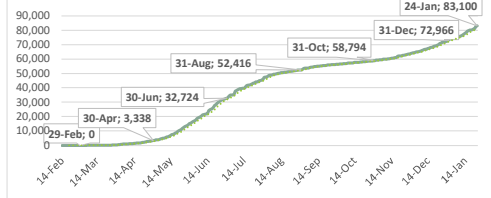
Africa: Total Deaths



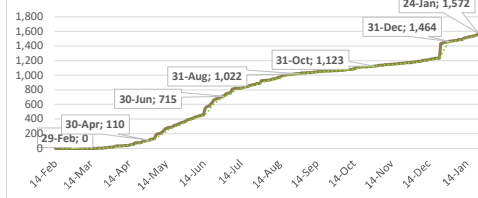
Africa: Total Active Cases



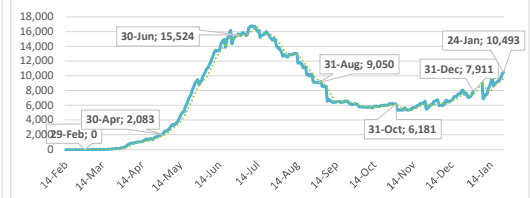
Central Africa: Total Cases



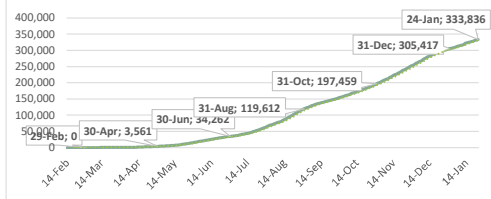
Central Africa: Total Deaths



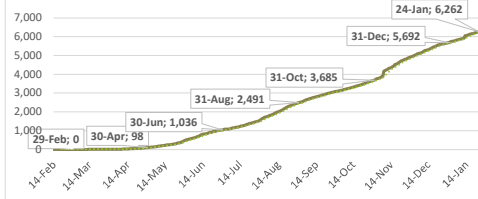
Central Africa: Total Active Cases



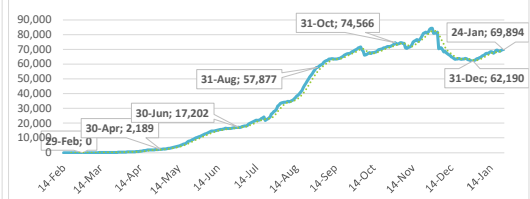
East Africa: Total Cases



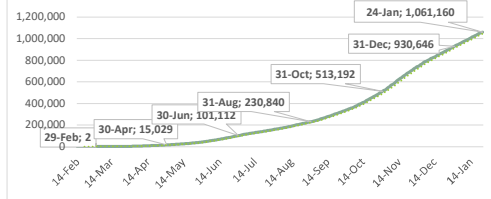
East Africa: Total Deaths



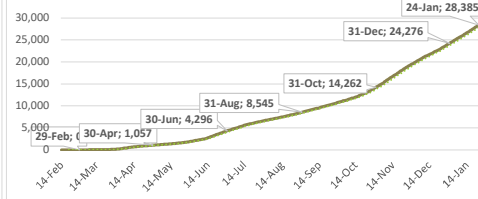
East Africa: Total Active Cases



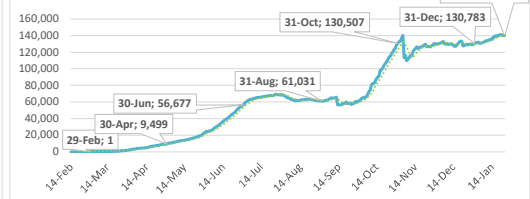
North Africa: Total Cases



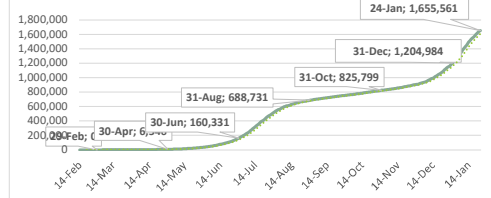
North Africa: Total Deaths



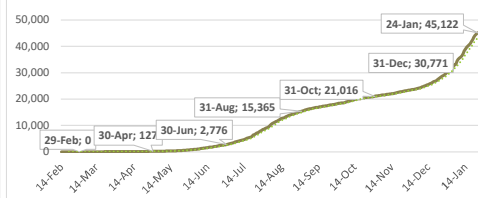
North Africa: Total Active Cases



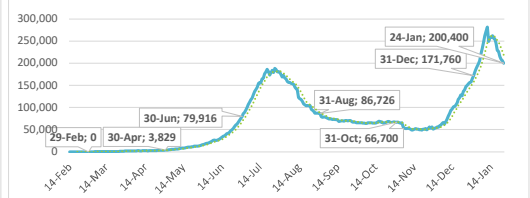
Southern Africa: Total Cases



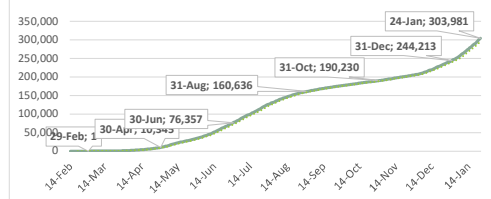
Southern Africa: Total Deaths



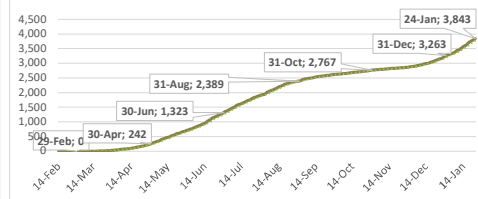
Southern Africa: Total Active Cases



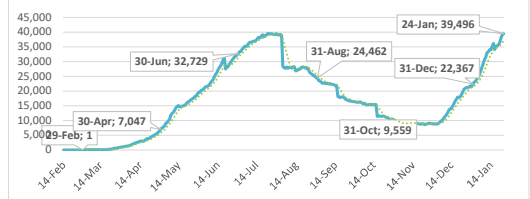
West Africa: Total Cases



West Africa: Total Deaths



West Africa: Total Active Cases



.....: 7-day moving average

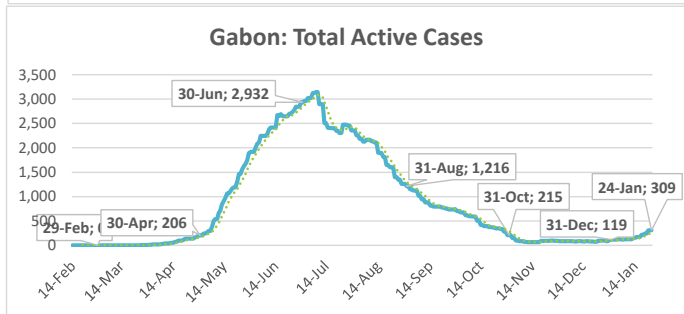
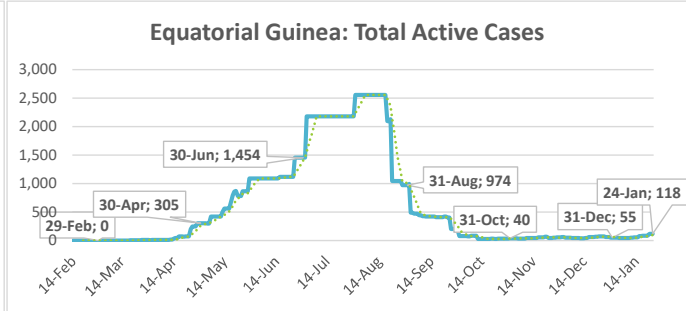
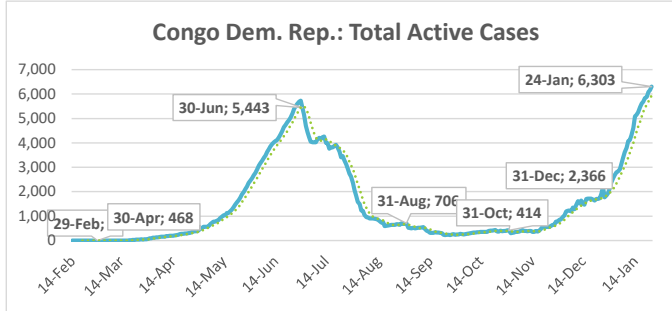
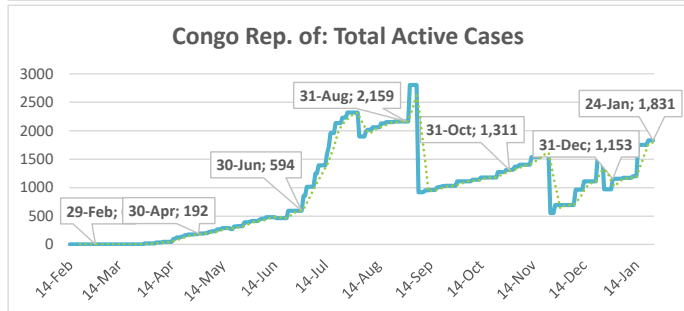
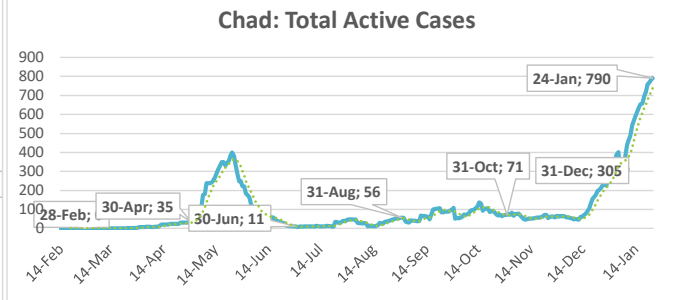
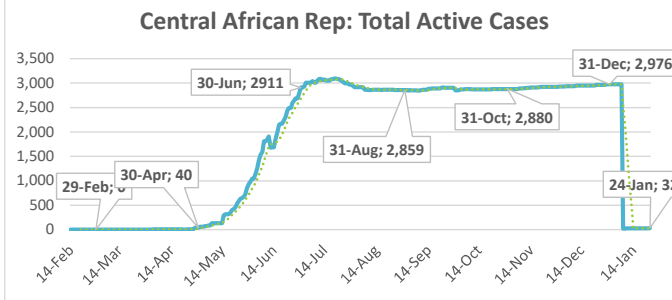
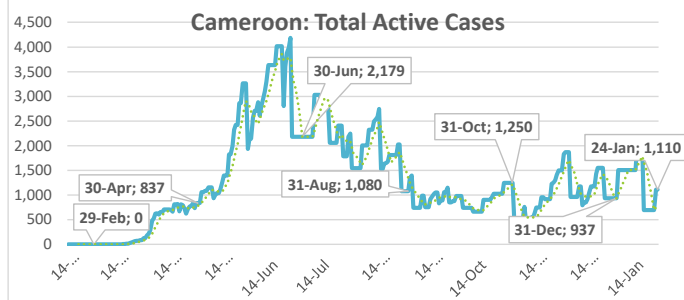
Central Africa

Highlights of the Covid-19 Situation in Central Africa as of January 24, 2021

- **As of Sunday, January 24, 2021, the number of total cases in the Central Africa region reached 83,100.** The region reported 3,350 new cases in the review week, which is a 12.9% decline compared to the number of new cases reported in the preceding week. The total number of deaths reported reached 1,572, recording 46 new deaths in the review week. The number of total recovered cases reached 71,035, of which 1,659 were newly recovered cases during the review week. The total number of active cases stands at 10,493, which is an increase of 1,645 cases in the review week.
- **Cameroon accounted for 35.6% of the total cases and 48.0% of the new cases in the region during the week under review.** Chad has the lowest number of total cases in the region at 3,161.
- **The average case fatality rate (CFR) for the region stands at 1.9%. The highest CFR in the region was reported in Chad at 3.7% and the lowest in Gabon at 0.7%.**

Summary of COVID-19 tracking in Central Africa: Situation for the week ending 24 January 2021

	Date of first case	Cases				Deaths				Recovered				Active				Test	
		Total cases	New cases for the week of	New cases for the week of	Weekly change	Total deaths	New deaths for the week of	New deaths for the week of	Weekly change from Previous week	Total Recovered	New recovered for the week of	New recovered for the week of	Weekly change from Previous week	Active cases	New active for the week of	New active for the week of	Weekly change from Previous week	Total tests	Tests Per million People
			24 Jan.	17 Jan.			24 Jan.	17 Jan.			24 Jan.	17 Jan.			24 Jan.	17 Jan.			
Central Africa	6-Mar	83,100	3,350	3,846	-496	1,572	46	37	9	71,035	1,659	2,393	-734	10,493	1,645	1,416	229	1,595,033	10,887
Cameroon	6-Mar	29,617	1,607	1,162	445	462	7	7	0	28,045	1,184	1,969	-785	1,110	416	-814	1,230	781,009	29,421
Central African Rep.	15-Mar	4,980	7	0	7	63	0	0	0	4,885	0	0	0	32	7	0	7	36,008	7,455
Chad	19-Mar	3,161	266	358	-92	116	5	4	1	2,255	125	165	-40	790	136	189	-53	81,231	4,945
Congo Rep. of	15-Mar	7,794	85	582	-497	117	3	6	-3	5,846	0	0	0	1,831	82	576	-494	81,168	14,709
Congo Dem. Rep.	10-Mar	21,869	961	1,472	-511	661	30	20	10	14,905	98	64	34	6,303	833	1,388	-555	109,336	1,221
Equatorial Guinea	14-Mar	5,401	45	67	-22	86	0	0	0	5,197	8	35	-27	118	37	32	5	84,190	60,008
Gabon	12-Mar	10,278	379	205	174	67	1	0	1	9,902	244	160	84	309	134	45	89	422,091	189,641



.....: 7-day moving average

East Africa

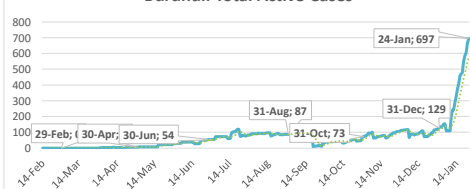
Highlights of the Covid-19 Situation in East Africa as of January 24, 2021

- **As of Sunday, January 24, 2021, the number of total cases in the East Africa region reached 333,836.** The region reported 7,822 new cases in the review week, which is a 22.5% decline compared to the number of new cases reported in the preceding week. The total number of deaths reported reached 6,262, recording 122 new deaths in the review week. The number of total recovered cases reached 257,680, of which 5,737 were newly recovered cases during the review week. The total number of active cases stands at 69,894, which is an increase of 1,963 cases in the review week.
- **Ethiopia accounted for 40.1% of the total cases and 32.9% of the new cases in the region during the week under review.** Seychelles has the lowest number of total cases in the region at 1,033.
- **The average case fatality rate (CFR) for the region stands at 1.9%. The highest CFR in the region was reported in Sudan at 6.1% and the lowest in Burundi at 0.1%.**

Summary of COVID-19 tracking in East Africa: Situation for the week ending 24 January 2021

	Date of first case	Cases				Deaths				Recovered				Active				Test	
		Total cases	New cases for the week of	New cases for the week of	Weekly change	Total deaths	New deaths for the week of	New deaths for the week of	Weekly change from Previous week	Total Recovered	New recovered for the week of	New recovered for the week of	Weekly change from Previous week	Active cases	New active for the week of	New active for the week of	Weekly change from Previous week	Total tests	Tests Per million People
		24 Jan.	17 Jan.	24 Jan.	17 Jan.	24 Jan.	17 Jan.	24 Jan.	17 Jan.	24 Jan.	17 Jan.	24 Jan.	17 Jan.	24 Jan.	17 Jan.	24 Jan.	17 Jan.	24 Jan.	17 Jan.
East Africa	13-Mar	333,836	7,822	10,090	-2,268	6,262	122	249	-127	257,680	5,737	8,990	-3,253	69,894	1,963	851	1,112	5,321,758	14,173
Burundi	31-Mar	1,472	236	250	-14	2	0	0	0	773	0	0	0	697	236	250	-14	90,019	7,570
Comoros	2-May	2,268	676	442	234	71	26	27	-1	1,340	265	215	50	857	385	200	185	6,227	7,161
Djibouti	18-Mar	5,919	14	34	-20	61	0	0	0	5,837	15	42	-27	21	-1	-8	7	106,004	107,291
Eritrea	21-Mar	1,940	63	432	-369	6	0	3	-3	1,304	231	333	-102	630	-168	96	-264	23,693	6,681
Ethiopia	13-Mar	133,767	2,572	2,879	-307	2,066	36	36	0	119,416	3,269	2,773	496	12,285	-733	70	-803	1,919,663	16,698
Kenya	13-Mar	99,983	821	891	-70	1,744	13	21	-8	82,969	381	2,475	-2,856	15,270	1,189	-1,605	2,794	1,156,106	21,500
Rwanda	14-Mar	12,975	1,943	1,402	541	174	32	22	10	8,420	1,057	389	668	4,381	854	991	-137	830,808	64,144
Seychelles	15-Mar	1,033	328	392	-64	3	1	2	-1	681	142	325	-183	349	185	65	120	21,504	218,654
Somalia	16-Mar	4,754	10	18	-8	130	0	0	0	3,666	0	27	-27	958	10	-9	19	83,486	5,253
South Sudan	5-Apr	3,788	95	44	51	64	1	0	1	3,542	361	16	345	182	-267	28	-295	105,002	9,380
Sudan	13-Mar	26,279	...	2,963	-2,963	1,603	...	135	-135	15,688	...	2,164	-2,164	8,988	...	664	...	158,804	3,622
Tanzania	16-Mar	509	21	183	305	3,880	65
Uganda	21-Mar	39,149	1,064	343	721	317	13	3	10	13,861	778	231	547	24,971	273	109	164	816,562	17,852

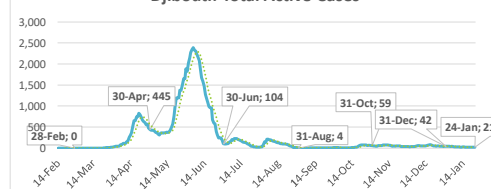
Burundi: Total Active Cases



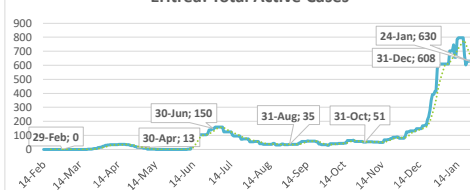
Comoros: Total Active Cases



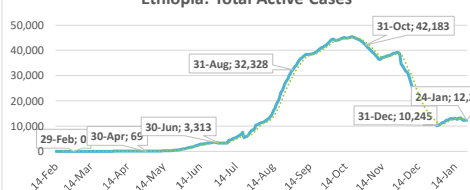
Djibouti: Total Active Cases



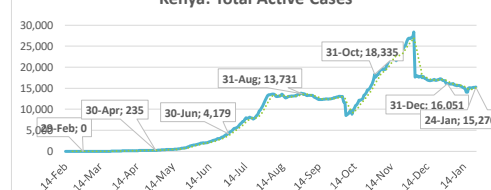
Eritrea: Total Active Cases



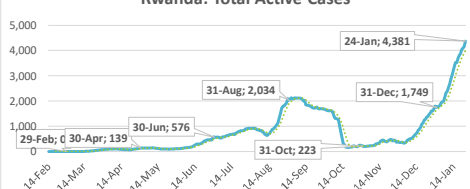
Ethiopia: Total Active Cases



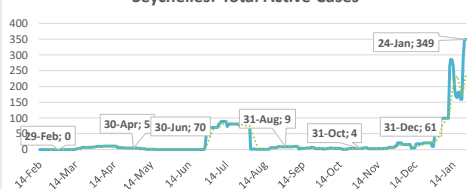
Kenya: Total Active Cases



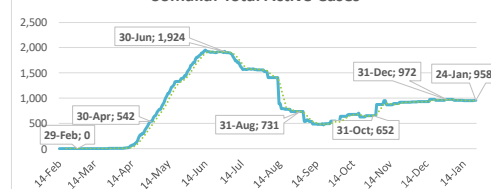
Rwanda: Total Active Cases



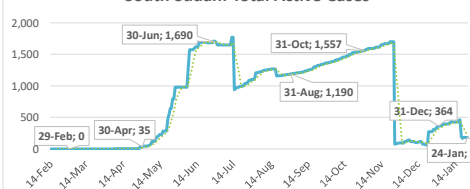
Seychelles: Total Active Cases



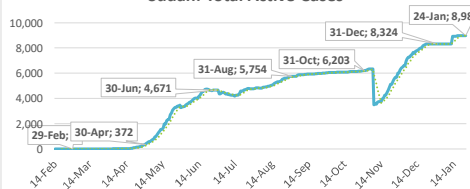
Somalia: Total Active Cases



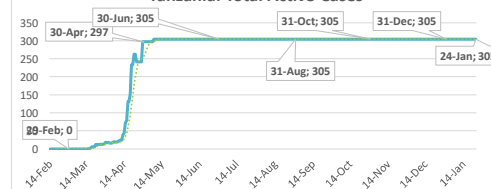
South Sudan: Total Active Cases



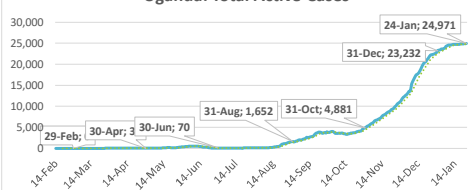
Sudan: Total Active Cases



Tanzania: Total Active Cases



Uganda: Total Active Cases



.....: 7-day moving average

North Africa

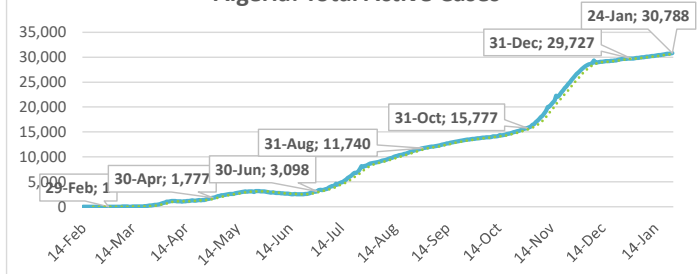
Highlights of the Covid-19 Situation in North Africa as of January 24, 2021

- **As of Sunday, January 24, 2021, the number of total cases in the North Africa region reached 1,061,160.** The region reported 36,042 new cases in the review week, which is a 12.3% decline compared to the new cases reported in the preceding week. The total number of deaths reported reached 28,385, recording 1,265 new deaths in the review week. The number of total recovered cases reached 893,011, of which 34,918 were newly recovered cases during the review week. The total number of active cases stands at 139,764, which is a decline of 141 cases in the review week.
- **Morocco accounted for 43.9% of the total cases, while Tunisia accounted for 48.0% of the new cases in the region during the week under review.** Mauritania has the lowest number of total cases in the region at 16,397.
- **The average case fatality rate (CFR) for the region stands at 2.7%. The highest CFR in the region was reported in Egypt at 5.5% and the lowest in Libya at 1.6%.**

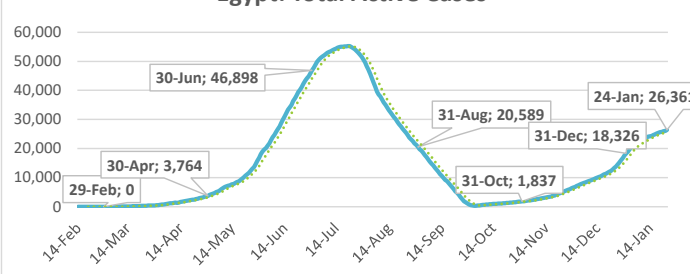
Summary of COVID-19 tracking in North Africa: Situation for the week ending 24 January 2021

	Date of first case	Cases				Deaths				Recovered				Active				Test	
		Total cases	New cases for the week of	New cases for the week of	Weekly change	Total deaths	New deaths for the week of	New deaths for the week of	Weekly change from Previous week	Total Recovered	New recovered for the week of	New recovered for the week of	Weekly change from Previous week	Active cases	New active for the week of	New active for the week of	Weekly change from Previous week	Total tests	Tests Per million People
			24 Jan.	17 Jan.			24 Jan.	17 Jan.			24 Jan.	17 Jan.			24 Jan.	17 Jan.			
North Africa	14-Feb	1,061,160	36,042	41,117	-5,075	28,385	1,265	1,193	72	893,011	34,918	33,657	1,261	139,764	-141	6,267	-6,408	8,097,840	39,227
Algeria	26-Feb	105,596	1,763	1,689	74	2,863	27	29	-2	71,945	1,391	1,342	49	30,788	345	318	27	230,553	5,258
Egypt	14-Feb	161,817	5,420	6,605	-1,185	8,959	376	386	-10	126,497	3,504	4,093	-589	26,361	1,540	2,126	-586	1,000,000	9,772
Libya	25-Mar	113,688	4,600	4,343	257	1,763	98	84	14	92,250	6,125	5,833	292	19,675	-1,623	-1,574	-49	621,779	90,489
Mauritania	14-Mar	16,397	358	527	-169	416	14	18	-4	15,221	717	1,069	-352	760	-373	-560	187	140,469	30,211
Morocco	5-Mar	466,289	6,618	7,139	-521	8,150	208	199	9	442,441	7,516	10,029	-2,513	15,698	-1,106	-3,089	1,983	5,288,911	143,290
Tunisia	5-Mar	197,373	17,283	20,814	-3,531	6,234	542	477	65	144,657	15,665	11,291	4,374	46,482	1,076	9,046	-7,970	816,128	69,054

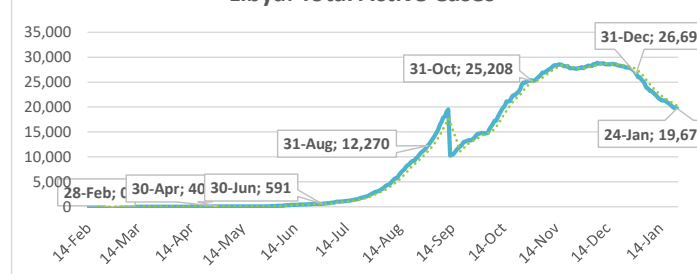
Algeria: Total Active Cases



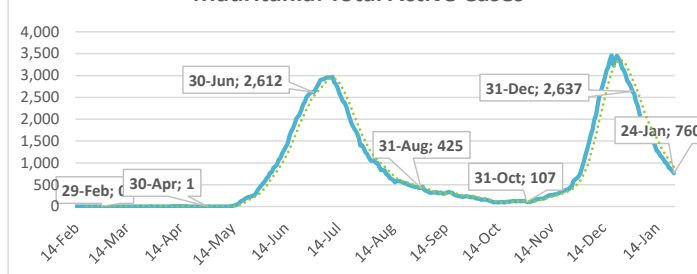
Egypt: Total Active Cases



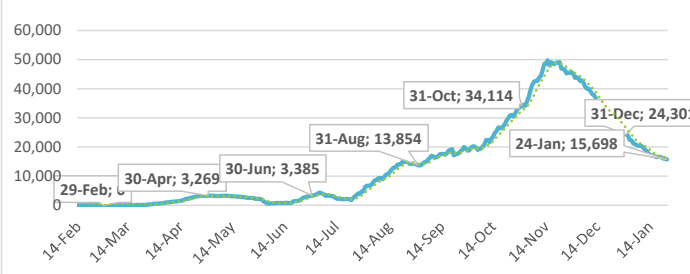
Libya: Total Active Cases



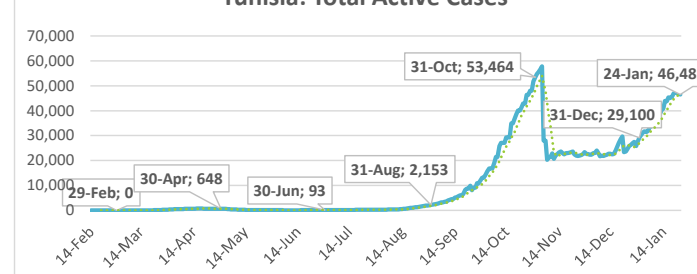
Mauritania: Total Active Cases



Morocco: Total Active Cases



Tunisia: Total Active Cases



.....: 7-day moving average

Southern Africa

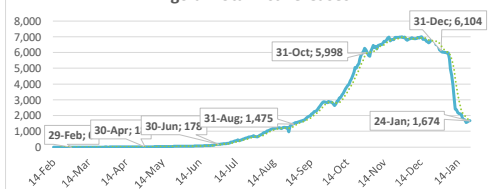
Highlights of the Covid-19 Situation in Southern Africa as of January 24, 2021

- **As of Sunday, January 24, 2021, the number of total cases in the Southern Africa region reached 1,655,561.** The region reported 107,898 new cases in the review week, which is a 21.2% decline compared to the new cases reported in the preceding week. The total number of deaths reported reached 45,122, recording 4,642 new deaths in the review week. The number of total recovered cases reached 1,410,039, of which 158,512 were newly recovered cases during the review week. The total number of active cases stands at 200,400, which is a decline of 55,256 cases in the review week.
- **South Africa accounted for 85.3% of the total cases and 69.6% of the new cases in the region during the week under review.** Mauritius has the lowest number of total cases in the region at 556.
- **The average case fatality rate (CFR) for the region stands at 2.7%. The highest CFR in the region was reported in Eswatini at 3.3% and the lowest in Botswana at 0.5%.**

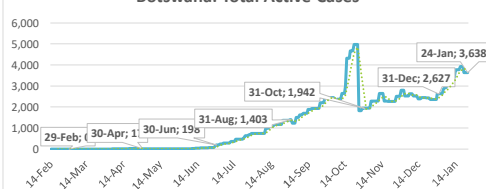
Summary of COVID-19 tracking in Southern Africa: Situation for the week ending 24 January 2021

	Date of first case	Cases				Deaths				Recovered				Active				Test	
		Total cases	New cases for the week of	New cases for the week of	Weekly change	Total deaths	New deaths for the week of	New deaths for the week of	Weekly change from Previous week	Total Recovered	New recovered for the week of	New recovered for the week of	Weekly change from Previous week	Active cases	New active for the week of	New active for the week of	Weekly change from Previous week	Total tests	Tests Per million People
		24 Jan.	17 Jan.	17 Jan.	24 Jan.	24 Jan.	17 Jan.	17 Jan.	24 Jan.	24 Jan.	17 Jan.	17 Jan.	24 Jan.	24 Jan.	17 Jan.	17 Jan.	24 Jan.	24 Jan.	24 Jan.
Southern Africa	5-Mar	1,655,561	107,898	136,867	-28,969	45,122	4,642	4,532	110	1,410,039	158,512	149,330	9,182	200,400	-55,256	-16,995	-38,261	11,351,288	53,246
Angola	27-Mar	19,399	524	682	-158	459	23	20	3	17,266	919	2,475	-1,556	1,674	-418	-1,813	1,395	339,634	10,334
Botswana	16-Mar	19,654	2,289	1,315	974	105	34	23	11	15,911	2,392	592	1,800	3,638	-137	700	-837	613,944	261,072
Eswatini	14-Mar	14,484	1,540	1,509	31	479	103	81	22	9,242	1,020	546	474	4,763	417	882	-465	125,166	107,886
Lesotho	13-May	7,656	1,285	434	851	123	30	8	22	2,168	533	63	470	5,365	722	363	-359	45,863	21,409
Madagascar	20-Mar	18,743	442	300	142	279	6	6	0	17,930	321	162	159	534	115	132	-17	108,310	3,911
Malawi	2-Apr	19,395	6,925	3,895	3,030	508	194	89	105	6,699	663	210	453	12,188	6,068	3,596	2,472	128,509	6,718
Mauritius	18-Mar	556	9	8	1	10	0	0	0	518	2	2	0	28	7	6	1	301,345	236,950
Mozambique	27-Mar	32,418	5,867	4,612	1,255	305	64	49	15	20,558	1,951	1,072	879	11,555	3,852	3,491	-361	324,868	10,394
Namibia	14-Mar	32,425	2,062	2,104	-42	319	34	31	3	30,020	3,089	2,639	450	2,086	-1,061	-566	-495	254,703	100,241
São Tomé & Príncipe	6-Apr	1,188	46	76	-30	17	0	0	0	997	4	5	-1	174	42	71	-29	7,498	34,213
South Africa	5-Mar	1,412,986	75,060	106,329	-31,269	40,874	3,769	3,942	-173	1,230,520	132,079	132,073	6	141,592	-60,788	-29,686	-31,102	7,993,126	134,772
Zambia	18-Mar	45,337	7,732	9,877	-2,145	639	93	77	16	35,960	9,801	5,561	4,240	8,738	-2,162	4,239	-6,401	836,509	45,502
Zimbabwe	25-Mar	31,320	4,117	5,726	-1,609	1,005	292	206	86	22,250	5,738	3,930	1,808	8,065	-1,913	1,590	-3,503	271,813	18,288

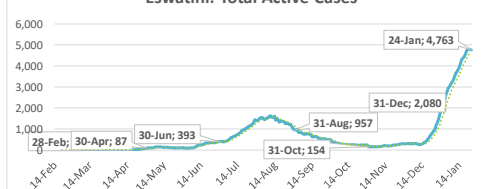
Angola: Total Active Cases



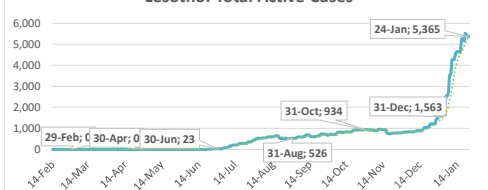
Botswana: Total Active Cases



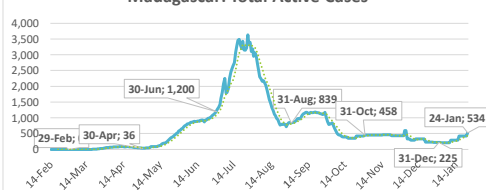
Eswatini: Total Active Cases



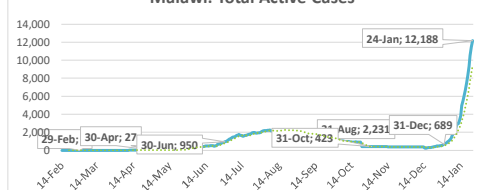
Lesotho: Total Active Cases



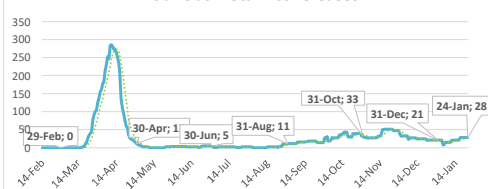
Madagascar: Total Active Cases



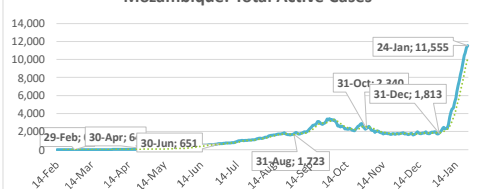
Malawi: Total Active Cases



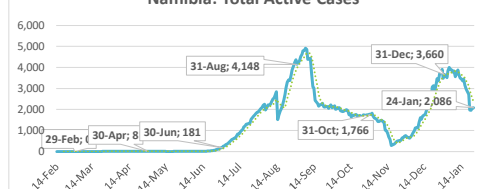
Mauritius: Total Active Cases



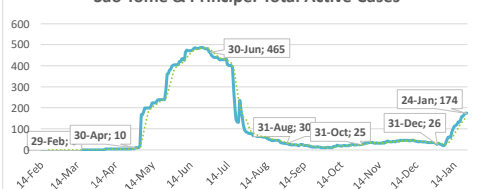
Mozambique: Total Active Cases



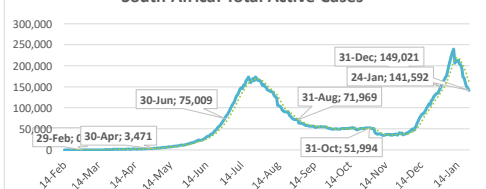
Namibia: Total Active Cases



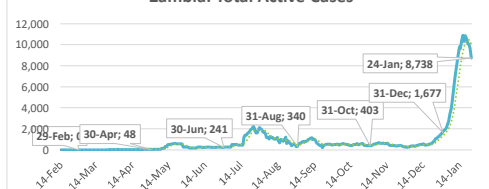
São Tomé & Príncipe: Total Active Cases



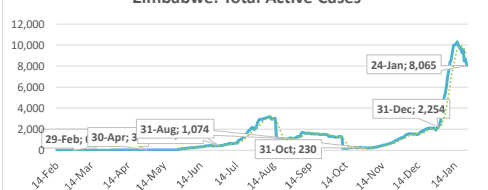
South Africa: Total Active Cases



Zambia: Total Active Cases



Zimbabwe: Total Active Cases



.....: 7-day moving average

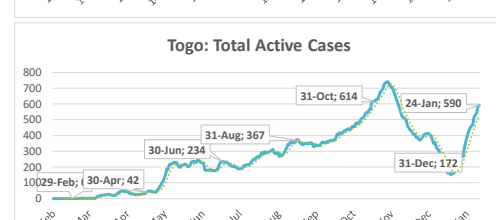
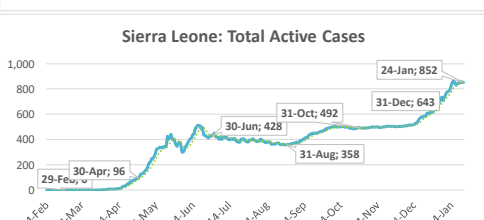
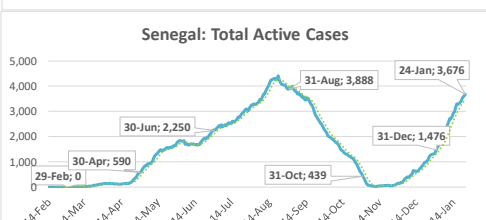
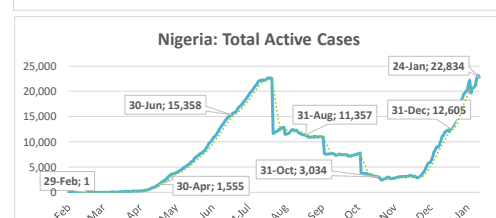
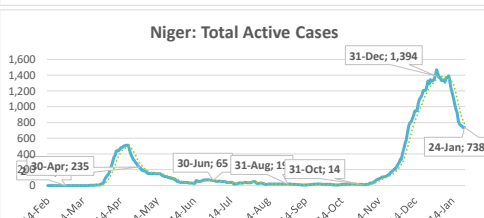
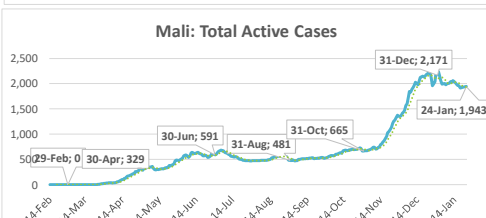
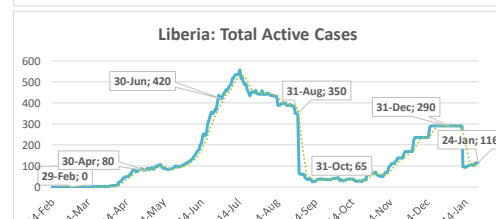
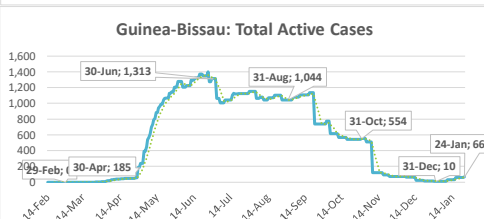
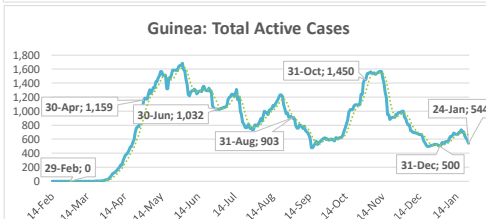
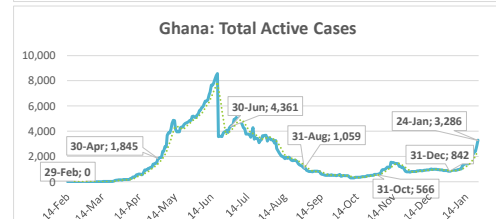
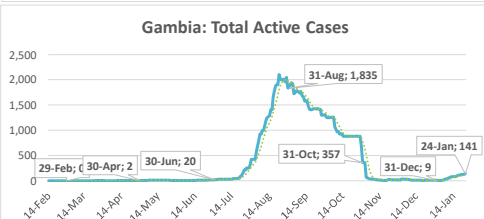
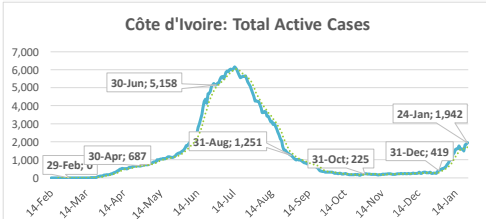
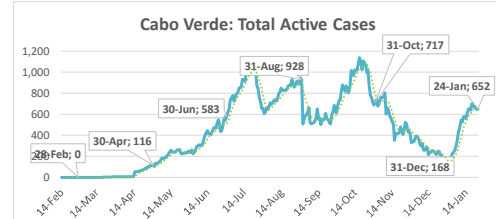
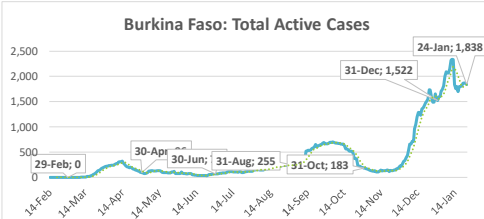
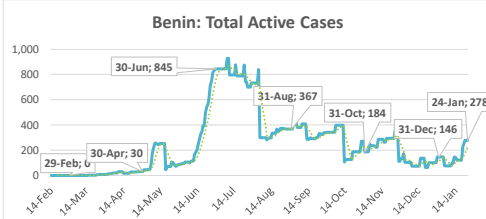
West Africa

Highlights of the Covid-19 Situation in West Africa as of January 24, 2021

- **As of Sunday, January 24, 2021, the number of total cases in the West Africa region reached 303,981.** The region reported 20,294 new cases in the review week, which is an 8.3% increase compared to the new cases reported in the preceding week. The total number of deaths reported reached 3,843, recording 202 new deaths in the review week. The number of total recovered cases reached 260,642, of which 14,724 were newly recovered cases during the review week. The total number of active cases stands at 39,496, which is an increase of 5,368 cases in the review week.
- **Nigeria accounted for 40.0% of the total cases and 55.1% of the new cases in the region during the week under review.** Liberia has the lowest number of total cases in the region at 1,914.
- **The average case fatality rate (CFR) for the region stands at 1.3%. The highest CFR in the region was reported in Liberia at 4.4% and the lowest in Côte d'Ivoire at 0.5%.**

Summary of COVID-19 tracking in West Africa: Situation for the week ending 24 January 2021

	Date of first case	Cases				Deaths				Recovered				Active				Test	
		Total cases	New cases for the week of	New cases for the week of	Weekly change	Total deaths	New deaths for the week of	New deaths for the week of	Weekly change from Previous week	Total Recovered	New recovered for the week of	New recovered for the week of	Weekly change from Previous week	Active cases	New active for the week of	New active for the week of	Weekly change from Previous week	Total tests	Tests Per million People
		24 Jan.	17 Jan.	10 Jan.	3 Jan.	24 Jan.	17 Jan.	10 Jan.	3 Jan.	24 Jan.	17 Jan.	10 Jan.	3 Jan.	24 Jan.	17 Jan.	10 Jan.	3 Jan.	24 Jan.	17 Jan.
West Africa	28-Feb	303,981	20,294	18,731	1,563	3,843	202	189	13	260,642	14,724	15,919	-1,195	39,496	5,368	2,623	2,745	4,237,064	10,667
Benin	16-Mar	3,643	230	109	121	48	2	2	0	3,317	72	60	12	278	156	47	109	408,081	33,661
Burkina Faso	9-Mar	10,038	850	1,106	-256	112	10	13	-3	8,088	697	1,546	-849	1,838	143	453	596	124,657	5,964
Cabo Verde	20-Mar	13,489	496	601	-105	127	8	5	-3	12,710	491	486	5	652	-3	110	-113	111,390	200,346
Côte d'Ivoire	11-Mar	26,850	1,609	1,491	118	146	5	2	3	24,762	1,431	761	670	1,942	173	728	-555	311,656	11,815
Gambia, The	18-Mar	3,972	62	53	9	128	1	2	-1	3,703	11	15	-4	141	50	36	14	33,297	13,778
Ghana	12-Mar	60,794	3,080	1,942	1,138	367	21	10	11	57,141	1,549	1,154	395	3,286	1,510	778	732	735,234	23,662
Guinea	13-Mar	14,319	205	172	33	81	0	0	0	13,694	356	115	241	544	-151	57	-208	319,445	24,324
Guinea-Bissau	27-Mar	2,532	23	31	-8	45	0	0	0	2,421	16	5	11	66	7	26	-19	43,152	21,927
Liberia	16-Mar	1,914	27	108	-81	84	0	1	-1	1,714	13	295	-282	116	14	-188	202	62,223	12,303
Mali	25-Mar	3,983	144	239	-95	323	13	12	-1	5,717	155	271	-116	1,943	-24	-44	20	169,358	8,363
Niger	20-Mar	4,353	197	279	-82	151	11	14	-3	3,464	420	658	-238	728	-234	-393	159	71,559	2,956
Nigeria	28-Feb	121,566	11,179	10,300	879	1,504	69	77	-8	97,228	7,911	9,287	-1,376	22,834	3,199	936	2,263	1,241,230	6,021
Senegal	2-Mar	24,727	1,699	1,783	-84	575	60	50	10	20,476	1,252	1,006	246	3,676	387	727	-340	313,419	18,718
Sierra Leone	31-Mar	3,139	133	172	-39	77	0	0	0	2,210	128	99	29	852	5	73	-68	92,126	11,549
Togo	6-Mar	4,662	360	345	15	75	2	1	-1	3,997	222	161	61	590	136	183	-47	200,237	24,187



.....: 7-day moving average