



## AFRICAN DEVELOPMENT BANK GROUP

---

### Weekly Data Flash on Covid-19 in Africa<sup>1</sup>:

*The situation as of Sunday, January 31, 2021*

Statistics Department (ECST)

---

<sup>1</sup> This briefing note has been prepared by Roza Mamuye Bora, Senior Statistician; Anouar Chaouch, Statistician; Soumaila Karambiri, Statistical Assistant; Regis Hauhouot Stephane, Statistical Assistant and Desire Lakpa Guy, Statistical Assistant, under the supervision of Louis Kouakou, Division Manager ECST.1 and the guidance of Charles Leyeka Lufumpa, Director ECST.

For more information on Covid-19, please visit the Bank's Africa Information Highway  
<https://africacovid.opendataforafrica.org/>.

# Contents

	Page
Highlights of the Covid-19 Situation in Africa as of January 31, 2021	1
Data Annexes: Africa	3
Highlights of the Covid-19 Situation in Central Africa as of January 31, 2021	5
Data Annexes: Central Africa	6
Highlights of the Covid-19 Situation in East Africa as of January 31, 2021	8
Data Annexes: East Africa	9
Highlights of the Covid-19 Situation in North Africa as of January 31, 2021	11
Data Annexes: North Africa	12
Highlights of the Covid-19 Situation in Southern Africa as of January 31, 2021	14
Data Annexes: Southern Africa	15
Highlights of the Covid-19 Situation in West Africa as of January 31, 2021	17
Data Annexes: West Africa	18

## Highlights of the Covid-19 Situation in Africa as of January 31, 2021<sup>2</sup>

- **Globally, the total number of confirmed Covid-19 cases reached 102,951,340 as of January 31, 2021, the majority of which (29.5%) were in Europe, followed by North America (29.1%), Asia (22.5%) and South America (15.4%).** The number of new cases reported globally in the review week amounted to 3,772,827. To date, 64,890,971 cases have recovered, representing 63.0% of confirmed global Covid-19 cases. The number of global deaths reached 2,227,765, of which 98,626 were recorded in the past week. The number of global active cases stands at 35,832,604.
- **Africa accounted for 3.5% of the total global cases, 4.1% of deaths, 4.7% of recovered cases and 1.2% of active cases as of January 31, 2021.**
- **As of Sunday, January 31, 2021, more than 31.5 million tests for Covid-19 had been administered in Africa, of which over 0.9 million were reported in the week under review.** The majority (26.2%) of these tests were conducted in South Africa, followed by Morocco (17.0%), Ethiopia (6.2%), Nigeria (4.1%), Kenya (3.8%), Egypt (3.2%), Zambia (2.9%), Rwanda (2.8%), Tunisia (2.7%) and Uganda (2.6%), which collectively accounted for 71.5% of the tests conducted in Africa.
- **Considering tests in relation to population size, Botswana leads with 275,824 tests per 1 million people,** followed by Mauritius (236,950), Seychelles (218,654), Cabo Verde (200,346), Gabon (197,292), Morocco (145,649), South Africa (139,595) and Eswatini (112,906). The number of average tests per 1 million people in Africa stands at 23,600, which is an increase of 3.2% over the past week.
- **As of January 31, 2021, the total number of confirmed cases in Africa reached 3,568,667.** The majority of these cases (48.3%) were reported in Southern Africa, followed by North Africa at 30.5%, East Africa at 9.7%, West Africa at 9.1% and Central Africa at 2.4%. Southern Africa accounted for the highest number of cases, with 84.4% of those cases reported in the nation of South Africa. On the other hand, the rest of Southern African countries are among the least affected in Africa collectively accounting for 7.6% of the confirmed cases in Africa.
- **South Africa (40.7%), Morocco (13.2%), Tunisia (5.9%), Egypt (4.7%), Ethiopia (3.9%), Nigeria (3.7%), Libya (3.3%), Algeria (3.0%) and Kenya (2.8%) together account for 81.1% of the total cases in Africa, as of January 31, 2021.** The five countries with the lowest number of cases are Mauritius, Seychelles, São Tomé & Príncipe, Burundi and Liberia; cases range between 569 in Mauritius and 1,939 in Liberia, thus collectively accounting for 0.2% of the confirmed cases in Africa. Considering population size, Cabo Verde, South Africa, Tunisia, Libya and Eswatini are the five countries with the highest number of confirmed cases per million people; rates ranging from 25,582 in Cabo Verde to 13,686 in Eswatini.

---

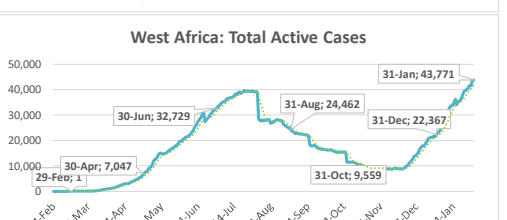
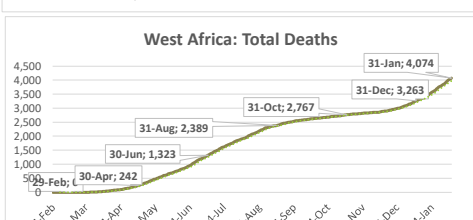
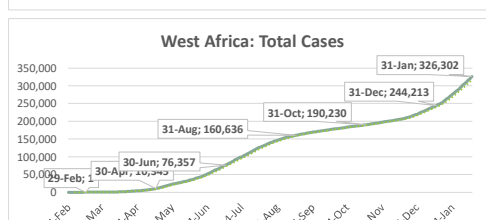
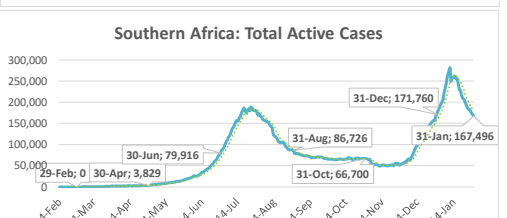
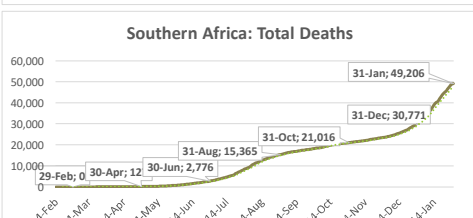
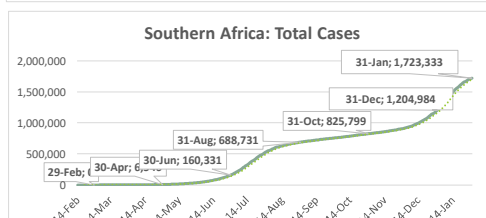
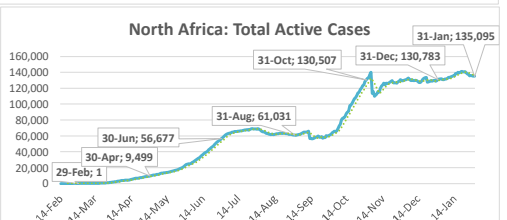
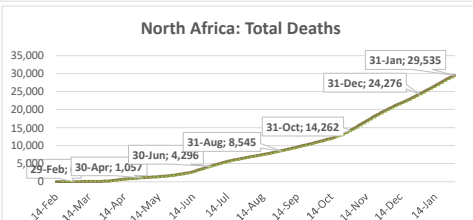
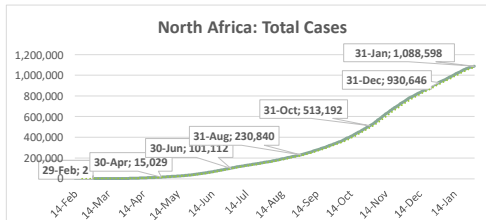
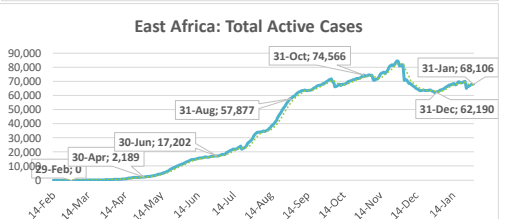
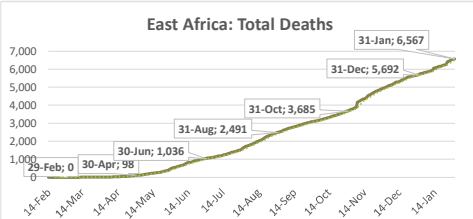
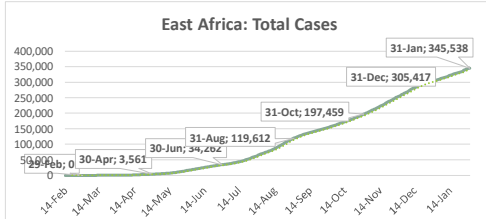
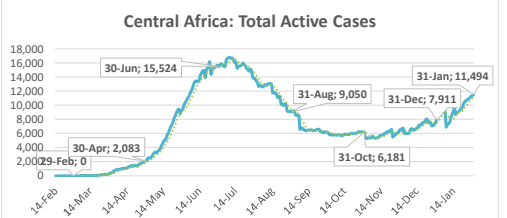
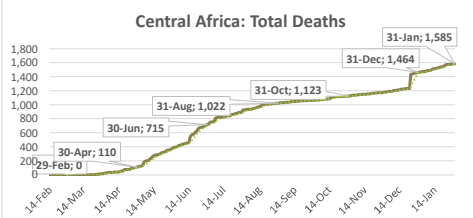
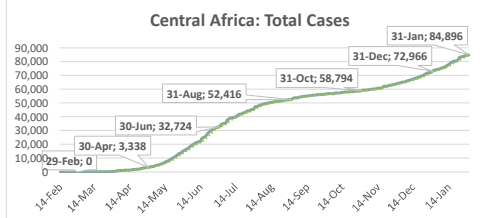
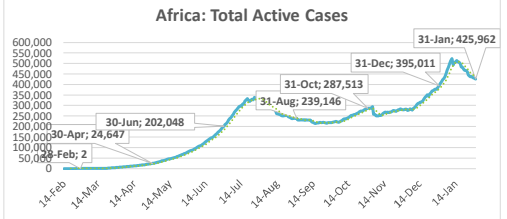
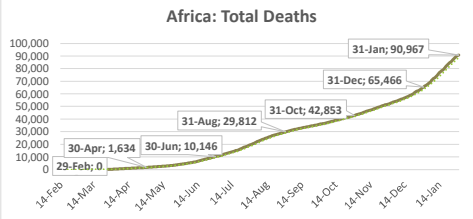
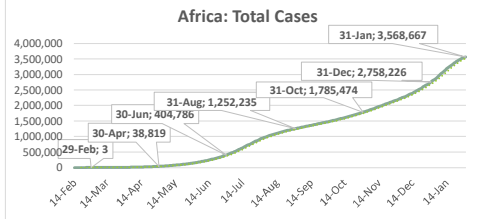
<sup>2</sup> Tanzania has not released data on Covid-19 since May 08, 2020.

Cameroon has not released data on Covid-19 since January 23, 2021.

- **In the week under review, a total of 131,029 new cases were reported in Africa, which is a 25.3% decline compared to the new cases recorded in the previous week. These new cases in Africa account for 3.5% of the weekly new cases recorded globally.** The Southern Africa region accounted for 51.7% of the weekly new cases in Africa, followed by North Africa (20.9%), West Africa (17.0%), East Africa (8.9%) and Central Africa (1.4%).
- **As of January 31, 2021, a total of 90,967 deaths have been reported in Africa since the start of the pandemic, of which 54.1% were in Southern Africa, 32.5% in North Africa, 7.2% in East Africa, 4.5% in West Africa and 1.7% in Central Africa.** South Africa, Egypt, Morocco, Tunisia and Algeria are the five countries with the highest reported deaths due to Covid-19, with deaths ranging from 44,164 in South Africa to 2,891 in Algeria. A total of 5,783 new deaths were reported in Africa in the week under review, which is a decline of 7.9% compared to the preceding week.
- **The case fatality rate (CFR), deaths per confirmed cases for Africa stands at 2.5% in the review period, higher than the global average of 2.2%. Following increases in number of deaths in recent weeks, the CFR for Africa has increased to 2.5% in January 2021, after staying unchanged at 2.4 percent in the preceding five months.** Regionally, West Africa has the lowest CFR at 1.2%, followed by East Africa and Central Africa at 1.9%, while North Africa at 2.7% and Southern Africa at 2.9% recorded higher CFR than the African average. As of January 31, 2021, higher than or equal to Africa average CFRs were recorded in 17 African countries, namely Sudan (6.2%), Egypt (5.6%), Liberia (4.3%), Mali (4.1%), Eswatini (3.6%), Zimbabwe (3.6%), Chad (3.5%), Niger (3.5%), Comoros (3.4%), Tunisia (3.2%), The Gambia (3.1%), South Africa (3.0%), DRC (2.9%), Malawi (2.9%), Somalia (2.7%), Algeria (2.7%) and Mauritania (2.5%).
- **As of January 31, 2021, the number of recovered cases in Africa reached 3,051,738, which is 85.5% of its total confirmed cases.** Regionally, the recovery rates were 87.4% for Southern Africa, 85.3% for West Africa, 84.9% for North Africa, 84.6% for Central Africa and 78.4% for East Africa. In the week under review, 159,331 newly recovered cases were reported.
- **As of January 31, 2021, the total number of active cases in Africa stands at 425,962, which is a decline of 34,085 cases over the previous week.** Six countries, namely South Africa (109,977), Tunisia (44,685), Algeria (31,104), Egypt (26,999), Uganda (25,076) and Nigeria (24,667) jointly accounted for 61.6% of the active cases as of January 31, 2021.
- **From a regional perspective, Southern Africa accounts for 39.3% of active cases in Africa, North Africa (31.7%), East Africa (16.0%), West Africa (10.3%) and Central Africa (2.7%).** Southern and North Africa jointly account for about 71.0% of all active cases in Africa.

# Summary of COVID-19 tracking in Africa: Situation for the week ending 31 January 2021

	Date of first case	Cases				Deaths				Recovered				Active				Test	
		Total cases	New cases for the week of	New cases for the week of	Weekly change from Previous week	Total deaths	New deaths for the week of	New deaths for the week of	Weekly change from Previous week	Total Recovered	New recovered for the week of	New recovered for the week of	Weekly change from Previous week	Active cases	active for the week of	New active for the week of	Weekly change from Previous week	Total tests	Tests Per million People
		31 Jan.	24 Jan.	17 Jan.	10 Jan.	31 Jan.	24 Jan.	17 Jan.	10 Jan.	31 Jan.	24 Jan.	17 Jan.	10 Jan.	31 Jan.	24 Jan.	17 Jan.	10 Jan.	31 Jan.	24 Jan.
		31 Jan.	24 Jan.	17 Jan.	10 Jan.	31 Jan.	24 Jan.	17 Jan.	10 Jan.	31 Jan.	24 Jan.	17 Jan.	10 Jan.	31 Jan.	24 Jan.	17 Jan.	10 Jan.	31 Jan.	24 Jan.
World	31-Dec	102,951,340	3,772,827	4,140,893	-368,066	2,227,765	98,626	98,470	156	64,890,971	2,306,778	2,431,377	-124,599	35,832,604	1,367,423	1,611,046	-243,623	1,436,755,398	184,322
Africa	14-Feb	3,568,667	131,029	175,406	-44,377	90,967	5,783	6,277	-494	3,051,738	159,331	215,550	-56,219	425,962	-34,085	-46,421	12,336	31,596,644	23,600
Central Africa	6-Mar	84,896	1,796	3,350	-1,554	1,585	13	46	-33	71,817	782	1,659	-877	11,494	1,001	1,645	-644	1,615,030	11,023
East Africa	13-Mar	345,538	11,702	7,822	3,880	6,567	305	122	183	270,865	13,185	5,737	7,448	68,106	-1,788	1,963	-3,751	5,467,417	14,561
North Africa	14-Feb	1,088,598	27,438	36,042	-8,604	29,535	1,150	1,265	-115	923,968	30,957	34,918	-3,961	135,095	-4,669	-141	-4,528	8,261,443	40,019
Southern Africa	5-Mar	1,723,333	67,772	107,898	-40,126	49,206	4,084	4,642	-558	1,506,631	96,592	158,512	-61,920	167,496	-32,904	-55,256	22,352	11,819,854	55,444
West Africa	28-Feb	326,302	22,321	20,294	2,027	4,074	231	202	29	278,457	17,815	14,724	3,091	43,771	4,275	5,368	-1,093	4,432,900	11,160



.....: 7-day moving average

---

---

# Central Africa

---

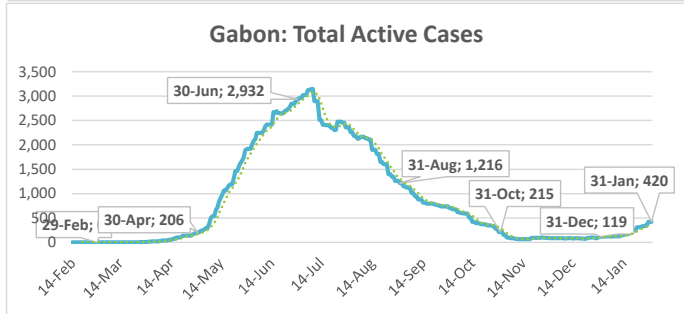
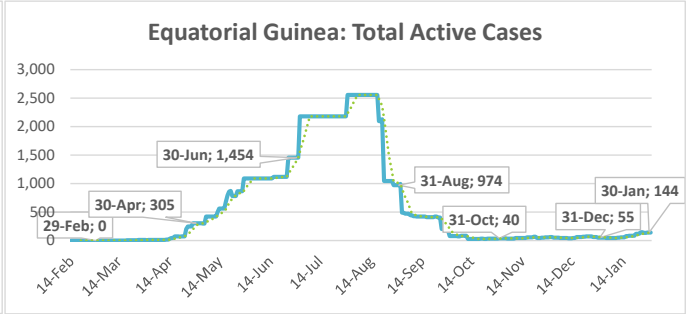
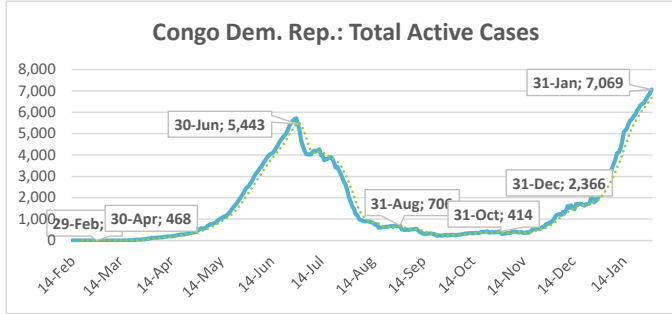
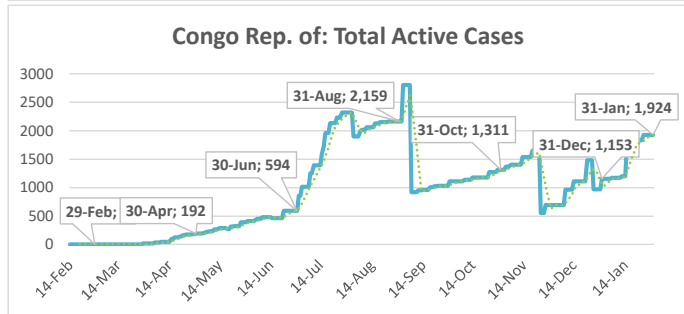
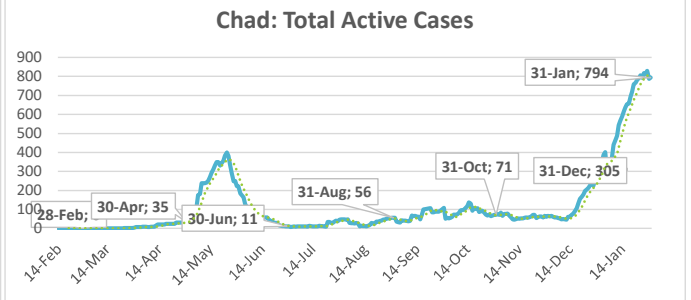
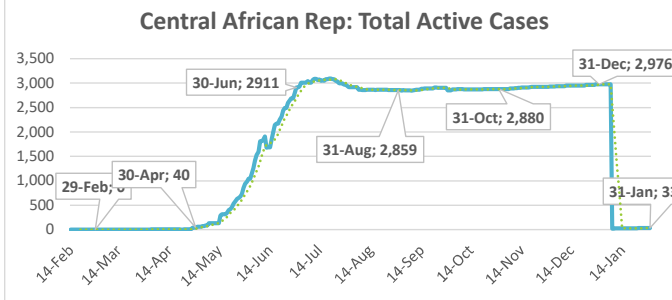
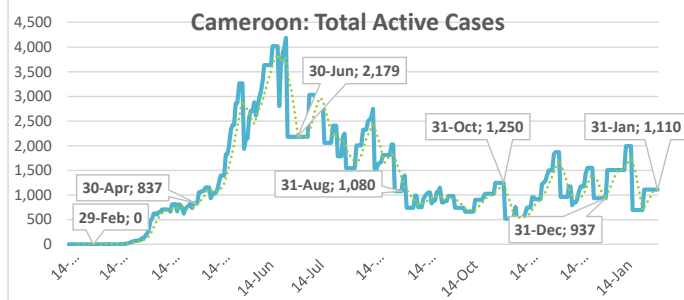
---

## **Highlights of the Covid-19 Situation in Central Africa as of January 31, 2021**

- **As of Sunday, January 31, 2021, the number of total cases in the Central Africa region reached 84,896.** The region reported 1,796 new cases in the review week, which is a 46.4% decline compared to the number of new cases reported in the preceding week. The total number of deaths reported reached 1,585, recording 13 new deaths in the review week. The number of total recovered cases reached 71,817, of which 782 were newly recovered cases during the review week. The total number of active cases stands at 11,494, which is an increase of 1,001 cases in the review week.
- **Cameroon accounted for 34.9% of the total cases, while DRC accounted for 50.2% of the new cases in the region during the week under review.** Chad has the lowest number of total cases in the region at 3,376.
- **The average case fatality rate (CFR) for the region stands at 1.9%. The highest CFR in the region was reported in Chad at 3.5% and the lowest in Gabon at 0.6%.**

# Summary of COVID-19 tracking in Central Africa: Situation for the week ending 31 January 2021

	Date of first case	Cases				Deaths				Recovered				Active				Test	
		Total cases	New cases for the week of	New cases for the week of	Weekly change	Total deaths	New deaths for the week of	New deaths for the week of	Weekly change from Previous week	Total Recovered	New recovered for the week of	New recovered for the week of	Weekly change from Previous week	Active cases	New active for the week of	New active for the week of	Weekly change from Previous week	Total tests	Tests Per million People
			31 Jan.	24 Jan.			31 Jan.	24 Jan.			31 Jan.	24 Jan.			31 Jan.	24 Jan.			
Central Africa	6-Mar	84,896	1,796	3,350	-1,554	1,585	13	46	-33	71,817	782	1,659	-877	11,494	1,001	1,645	-644	1,615,030	11,023
Cameroon	6-Mar	29,617	0	1,607	-1,607	462	0	7	-7	28,045	0	1,184	-1,184	1,110	0	416	-416	781,009	29,421
Central African Rep.	15-Mar	4,981	1	7	-6	63	0	0	0	4,885	0	0	0	33	1	7	-6	36,008	7,455
Chad	19-Mar	3,376	215	266	-51	118	2	5	-3	2,464	209	125	84	794	4	136	-132	81,231	4,945
Congo Rep. of	15-Mar	7,887	93	85	8	117	0	3	-3	5,846	0	0	0	1,924	93	82	11	81,168	14,709
Congo Dem. Rep.	10-Mar	22,771	902	961	-59	671	10	30	-20	15,031	126	98	28	7,069	766	833	-67	109,336	1,221
Equatorial Guinea	14-Mar	5,516	115	45	70	86	0	0	0	5,286	89	8	81	144	26	37	-11	87,159	62,124
Gabon	12-Mar	10,748	470	379	91	68	1	1	0	10,260	358	244	114	420	111	134	-23	439,119	197,292



.....: 7-day moving average



---

---

# **East Africa**

---

---

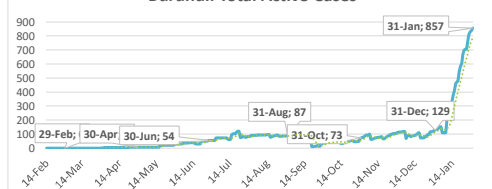
## **Highlights of the Covid-19 Situation in East Africa as of January 31, 2021**

- **As of Sunday, January 31, 2021, the number of total cases in the East Africa region reached 345,538.** The region reported 11,702 new cases in the review week, which is a 49.6% increase compared to the number of new cases reported in the preceding week. The total number of deaths reported reached 6,567, recording 305 new deaths in the review week. The number of total recovered cases reached 270,865, of which 13,185 were newly recovered cases during the review week. The total number of active cases stands at 68,106, which is a decline of 1,788 cases in the review week.
- **Ethiopia accounted for 39.8% of the total cases and 33.2% of the new cases in the region during the week under review.** Seychelles has the lowest number of total cases in the region at 1,205.
- **The average case fatality rate (CFR) for the region stands at 1.9%. The highest CFR in the region was reported in Sudan at 6.2% and the lowest in Burundi at 0.1%.**

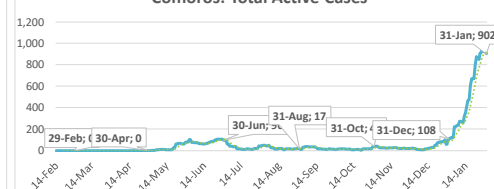
# Summary of COVID-19 tracking in East Africa: Situation for the week ending 31 January 2021

	Date of first case	Cases				Deaths				Recovered				Active				Test	
		Total cases	New cases for the week of	New cases for the week of	Weekly change	Total deaths	New deaths for the week of	New deaths for the week of	Weekly change from Previous week	Total Recovered	New recovered for the week of	New recovered for the week of	Weekly change from Previous week	Active cases	New active for the week of	New active for the week of	Weekly change from Previous week	Total tests	Tests Per million People
		31 Jan.	24 Jan.	31 Jan.	24 Jan.	31 Jan.	24 Jan.	31 Jan.	24 Jan.	31 Jan.	24 Jan.	31 Jan.	24 Jan.	31 Jan.	24 Jan.	31 Jan.	24 Jan.	31 Jan.	24 Jan.
East Africa	13-Mar	345,538	11,702	7,822	3,880	6,567	305	122	183	270,865	13,185	5,737	7,448	68,106	1,788	1,963	-3,751	5,467,417	14,561
Burundi	31-Mar	1,632	160	236	-76	2	0	0	0	773	0	0	0	857	160	236	-76	90,019	7,570
Comoros	2-May	2,726	458	676	-218	93	22	26	-4	1,731	391	265	126	902	45	385	-340	6,227	7,161
Djibouti	18-Mar	5,932	13	14	-1	63	2	0	-2	5,845	8	15	-7	24	3	-1	-4	108,061	109,373
Eritrea	21-Mar	2,135	195	63	132	7	1	0	1	1,594	290	231	59	534	-96	-168	72	23,693	6,681
Ethiopia	13-Mar	137,650	3,883	2,572	1,311	2,093	27	36	-9	122,862	3,446	3,269	177	12,695	410	-733	1,143	1,962,552	17,071
Kenya	13-Mar	100,773	790	821	-31	1,763	19	13	-6	83,907	938	-381	1,319	15,103	-167	1,189	-1,356	1,186,951	22,074
Rwanda	14-Mar	15,304	2,329	1,943	386	196	22	32	-10	10,087	1,667	1,057	610	5,021	640	854	-214	886,268	68,426
Seychelles	15-Mar	1,205	172	328	-156	4	1	1	0	1,015	334	142	192	186	-163	185	-348	21,504	218,654
Somalia	16-Mar	4,784	30	10	20	130	0	0	0	3,666	0	0	0	988	30	10	20	83,486	5,253
South Sudan	5-Apr	3,929	141	95	46	64	0	1	-1	3,613	71	361	-290	252	70	-267	337	105,002	9,380
Sudan	13-Mar	29,380	3,101	0	3,101	1,807	204	0	204	21,410	5,722	0	5,722	6,163	-2,825	0	-2,825	158,804	3,622
Tanzania	16-Mar	509	...	...	...	21	...	...	...	183	...	...	...	305	...	...	...	3,880	65
Uganda	21-Mar	39,579	430	1,064	-634	324	7	13	-6	14,179	318	778	-460	25,076	105	273	-168	830,970	18,167

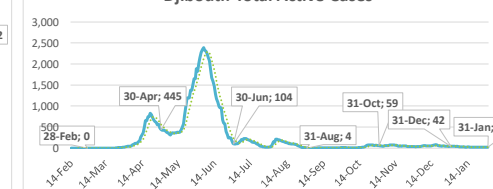
Burundi: Total Active Cases



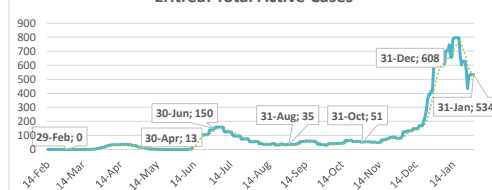
Comoros: Total Active Cases



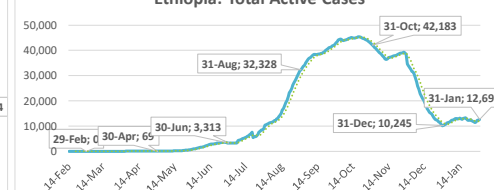
Djibouti: Total Active Cases



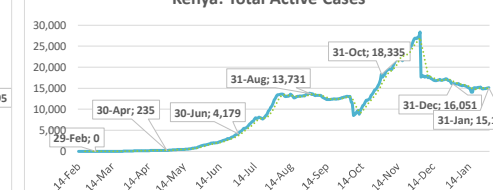
Eritrea: Total Active Cases



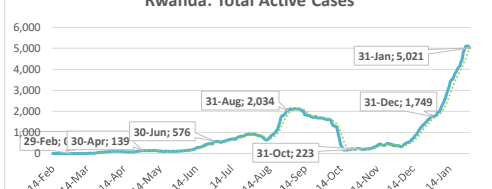
Ethiopia: Total Active Cases



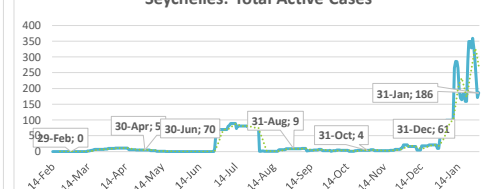
Kenya: Total Active Cases



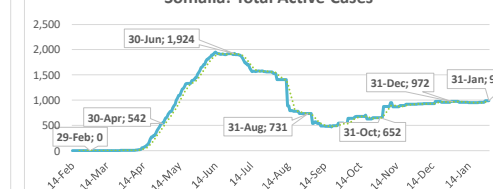
Rwanda: Total Active Cases



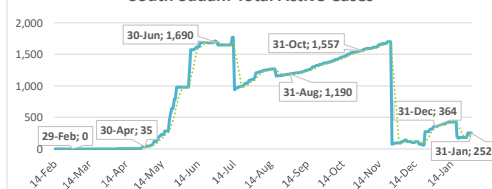
Seychelles: Total Active Cases



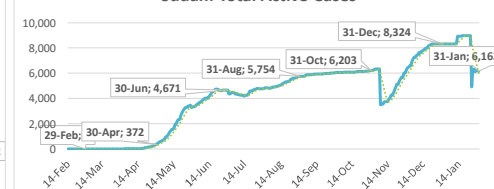
Somalia: Total Active Cases



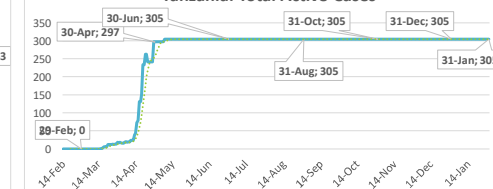
South Sudan: Total Active Cases



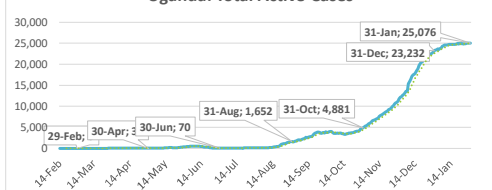
Sudan: Total Active Cases



Tanzania: Total Active Cases



Uganda: Total Active Cases



.....: 7-day moving average

---

---

# **North Africa**

---

---

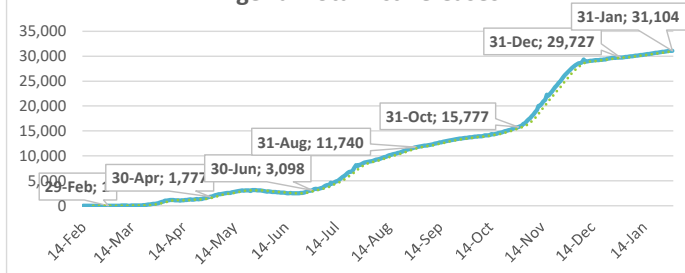
## **Highlights of the Covid-19 Situation in North Africa as of January 31, 2021**

- **As of Sunday, January 31, 2021, the number of total cases in the North Africa region reached 1,088,598.** The region reported 27,438 new cases in the review week, which is a 23.9% decline compared to the new cases reported in the preceding week. The total number of deaths reported reached 29,535, recording 1,150 new deaths in the review week. The number of total recovered cases reached 923,968, of which 30,957 were newly recovered cases during the review week. The total number of active cases stands at 135,095, which is a decline of 4,669 cases in the review week.
- **Morocco accounted for 43.3% of the total cases, while Tunisia accounted for 42.0% of the new cases in the region during the week under review.** Mauritania has the lowest number of total cases in the region at 16,635.
- **The average case fatality rate (CFR) for the region stands at 2.7%. The highest CFR in the region was reported in Egypt at 5.6% and the lowest in Libya at 1.6%.**

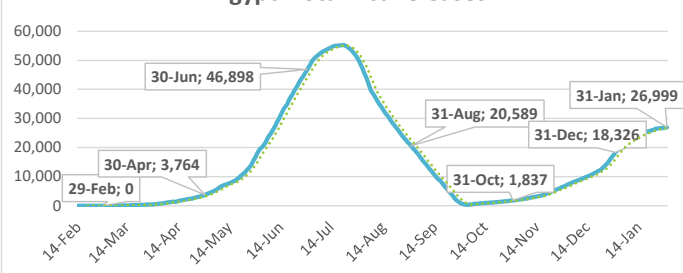
### Summary of COVID-19 tracking in North Africa: Situation for the week ending 31 January 2021

	Date of first case	Cases				Deaths				Recovered				Active				Test	
		Total cases	New cases for the week of	New cases for the week of	Weekly change	Total deaths	New deaths for the week of	New deaths for the week of	Weekly change from Previous week	Total Recovered	New recovered for the week of	New recovered for the week of	Weekly change from Previous week	Active cases	New active for the week of	New active for the week of	Weekly change from Previous week	Total tests	Tests Per million People
			31 Jan.	24 Jan.			31 Jan.	24 Jan.			31 Jan.	24 Jan.			31 Jan.	24 Jan.			
North Africa	14-Feb	1,088,598	27,438	36,042	-8,604	29,535	1,150	1,265	-115	923,968	30,957	34,918	-3,961	135,095	-4,669	-141	-4,528	8,261,443	40,019
Algeria	26-Feb	107,339	1,743	1,763	-20	2,891	28	27	1	73,344	1,399	1,391	8	31,104	316	345	-29	230,553	5,258
Egypt	14-Feb	165,951	4,134	5,420	-1,286	9,316	357	376	-19	129,636	3,139	3,504	-365	26,999	638	1,540	-902	1,000,000	9,772
Libya	25-Mar	118,631	4,943	4,600	343	1,877	114	98	16	98,706	6,456	6,125	331	18,048	-1,627	-1,623	-4	648,365	94,359
Mauritania	14-Mar	16,635	238	358	-120	422	6	14	-8	15,676	455	717	-262	537	-223	-373	150	145,331	31,256
Morocco	5-Mar	471,157	4,868	6,618	-1,750	8,275	125	208	-83	449,160	6,719	7,516	-797	13,722	-1,976	-1,106	-870	5,375,990	145,649
Tunisia	5-Mar	208,885	11,512	17,283	-5,771	6,754	520	542	-22	157,446	12,789	15,665	-2,876	44,685	-1,797	1,076	-2,873	861,204	72,868

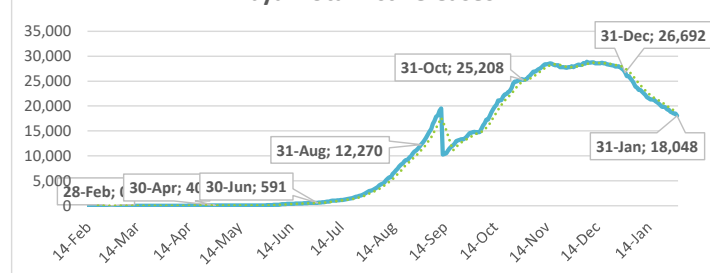
Algeria: Total Active Cases



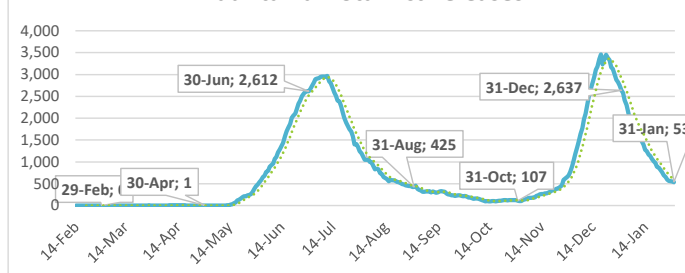
Egypt: Total Active Cases



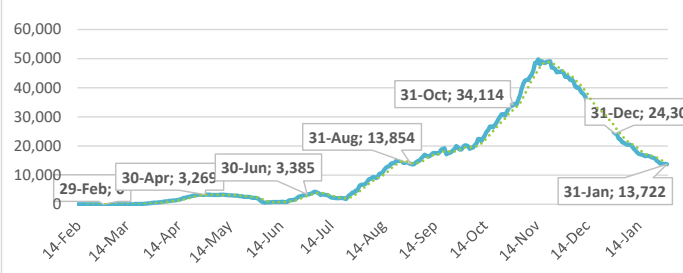
Libya: Total Active Cases



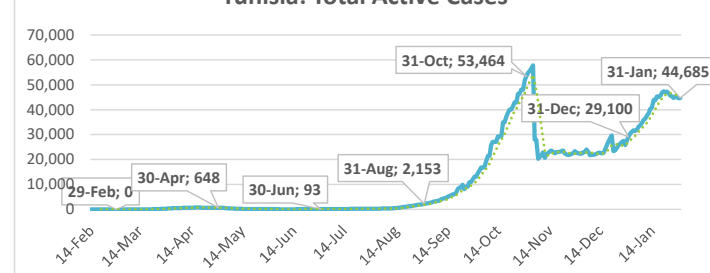
Mauritania: Total Active Cases



Morocco: Total Active Cases



Tunisia: Total Active Cases



.....: 7-day moving average

---

---

# **Southern Africa**

---

---

## **Highlights of the Covid-19 Situation in Southern Africa as of January 31, 2021**

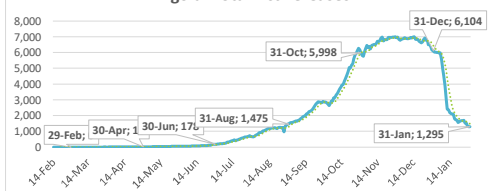
- **As of Sunday, January 31, 2021, the number of total cases in the Southern Africa region reached 1,723,333.** The region reported 67,772 new cases in the review week, which is a 37.2% decline compared to the new cases reported in the preceding week. The total number of deaths reported reached 49,206, recording 4,084 new deaths in the review week. The number of total recovered cases reached 1,506,631, of which 96,592 were newly recovered cases during the review week. The total number of active cases stands at 167,496, which is a decline of 32,904 cases in the review week.
- **South Africa accounted for 84.4% of the total cases and 60.2% of the new cases in the region during the week under review.** Mauritius has the lowest number of total cases in the region at 569.
- **The average case fatality rate (CFR) for the region stands at 2.9%. The highest CFRs in the region were reported in Eswatini and Zimbabwe at 3.6% and the lowest in Botswana at 0.6%.**



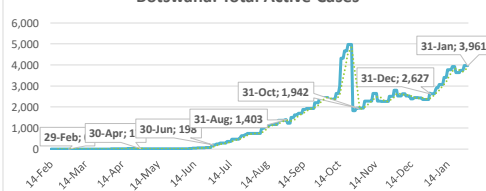
# Summary of COVID-19 tracking in Southern Africa: Situation for the week ending 31 January 2021

	Date of first case	Cases				Deaths				Recovered				Active				Test	
		Total cases	New cases for the week of	New cases for the week of	Weekly change	Total deaths	New deaths for the week of	New deaths for the week of	Weekly change from Previous week	Total Recovered	New recovered for the week of	New recovered for the week of	Weekly change from Previous week	Active cases	New active for the week of	New active for the week of	Weekly change from Previous week	Total tests	Tests Per million People
		31 Jan.	24 Jan.	31 Jan.	24 Jan.	31 Jan.	24 Jan.	31 Jan.	24 Jan.	31 Jan.	24 Jan.	31 Jan.	24 Jan.	31 Jan.	24 Jan.	31 Jan.	24 Jan.	31 Jan.	24 Jan.
Southern Africa	5-Mar	1,723,333	67,772	107,898	-40,126	49,206	4,084	4,642	-558	1,506,631	96,592	158,512	-61,920	167,496	-32,904	-55,256	22,352	11,819,854	55,444
Angola	27-Mar	19,796	397	524	-127	466	7	23	-16	18,035	769	919	-150	1,295	-379	-418	39	339,634	10,334
Botswana	16-Mar	21,293	1,639	2,289	-650	134	29	34	-5	17,198	1,287	2,392	-1,105	3,961	-323	-137	460	648,636	275,824
Eswatini	14-Mar	15,711	1,227	1,540	-313	565	86	103	-17	10,478	1,236	1,020	216	4,668	-95	417	-512	130,989	112,906
Lesotho	13-Mar	8,664	1,008	1,285	-277	172	49	30	19	2,552	384	533	-149	5,940	575	722	-147	48,734	22,749
Madagascar	20-Mar	19,065	322	442	-120	281	2	6	-4	18,215	285	321	-36	569	35	115	-80	111,626	4,031
Malawi	2-Apr	23,963	4,568	6,925	-2,357	702	194	194	0	8,615	1,916	663	1,253	14,646	2,458	6,068	-3,610	144,185	7,537
Mauritius	18-Mar	569	13	9	4	10	0	0	0	528	10	2	8	31	3	7	4	301,345	236,950
Mozambique	27-Mar	37,705	5,287	5,867	-580	363	58	64	-6	23,945	3,387	1,951	1,436	13,397	1,842	3,852	-2,010	344,825	11,032
Namibia	14-Mar	33,944	1,519	2,062	-543	352	33	34	-1	32,378	2,358	3,089	-731	1,214	-872	-1,061	189	265,757	104,591
São Tomé & Príncipe	6-Apr	1,257	69	46	23	17	0	0	0	1,023	26	4	22	217	43	42	1	11,592	52,893
South Africa	5-Mar	1,453,761	40,775	75,060	-34,285	44,164	3,290	3,769	-479	1,299,620	69,100	132,079	-62,979	109,977	-31,615	-60,788	29,173	8,279,200	139,595
Zambia	18-Mar	54,217	8,880	7,732	1,148	763	124	93	31	48,000	12,040	9,801	2,239	5,454	-3,284	-2,162	-1,122	911,829	49,599
Zimbabwe	25-Mar	33,388	2,068	4,117	-2,049	1,217	212	292	-80	26,044	3,794	5,738	-1,944	6,127	-1,938	-1,913	-25	281,502	18,940

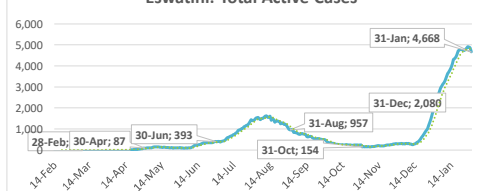
Angola: Total Active Cases



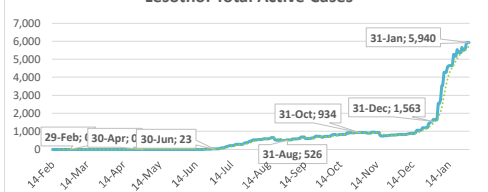
Botswana: Total Active Cases



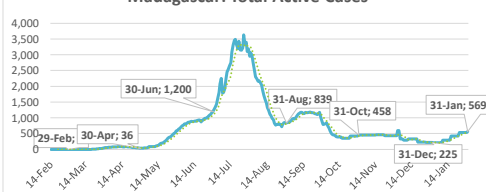
Eswatini: Total Active Cases



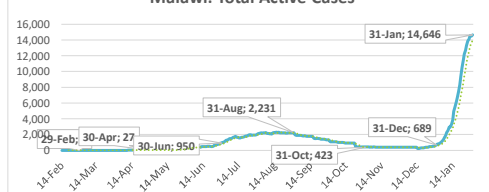
Lesotho: Total Active Cases



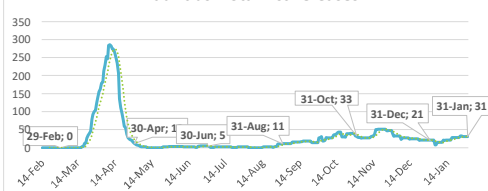
Madagascar: Total Active Cases



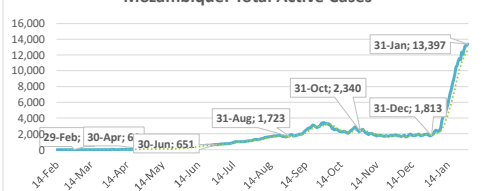
Malawi: Total Active Cases



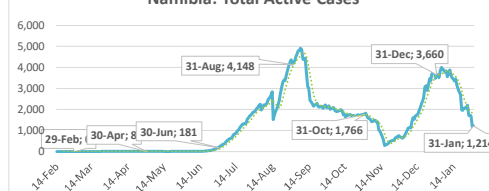
Mauritius: Total Active Cases



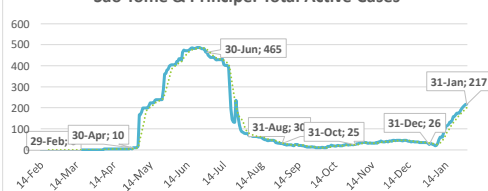
Mozambique: Total Active Cases



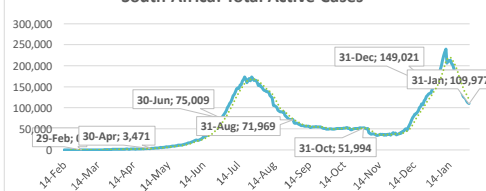
Namibia: Total Active Cases



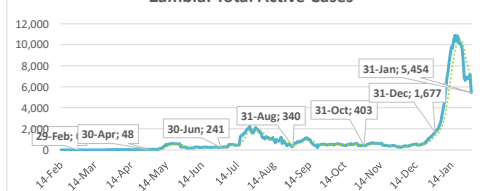
São Tomé & Príncipe: Total Active Cases



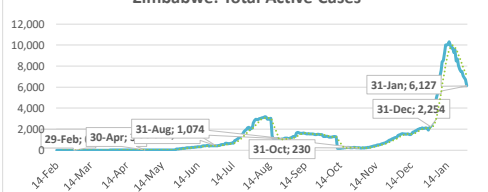
South Africa: Total Active Cases



Zambia: Total Active Cases



Zimbabwe: Total Active Cases



.....: 7-day moving average

---

---

# **West Africa**

---

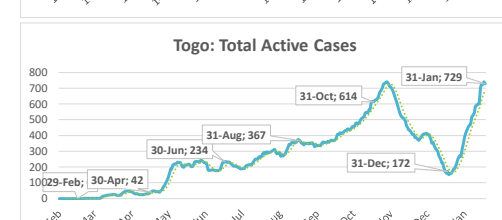
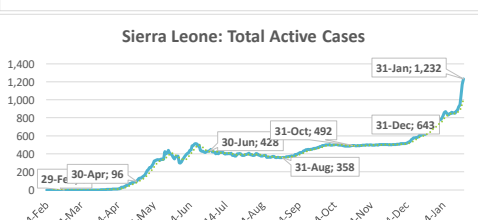
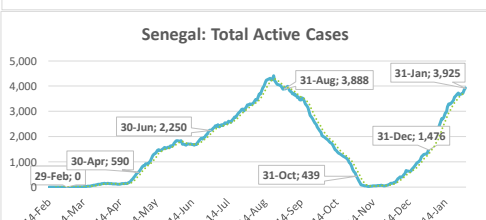
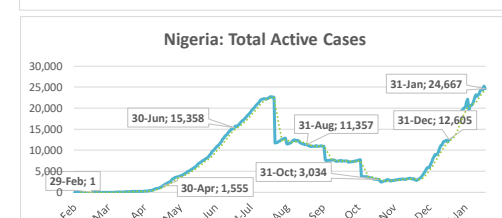
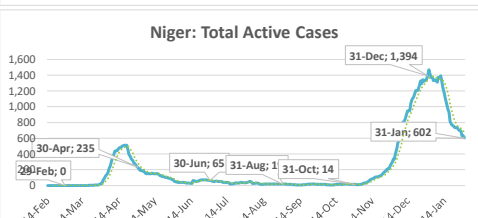
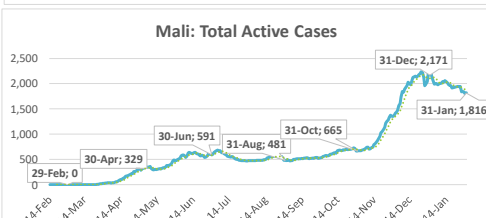
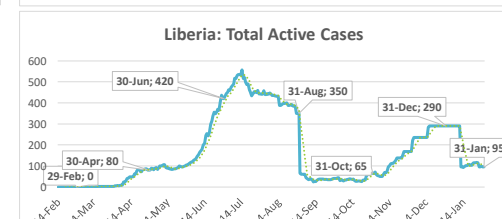
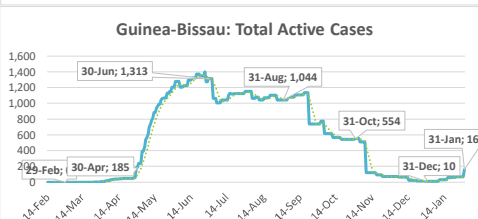
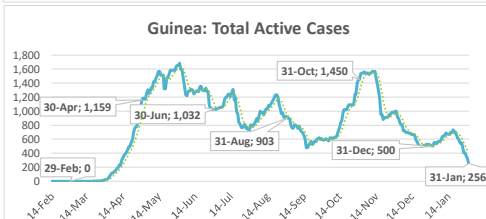
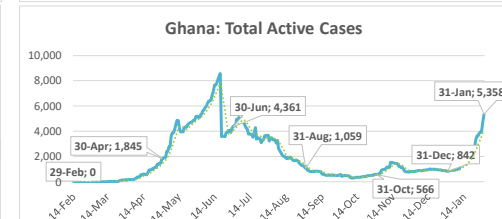
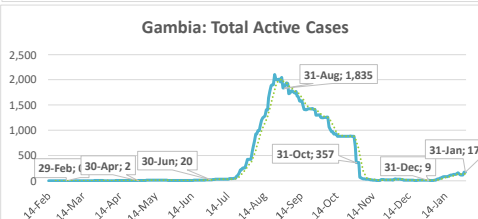
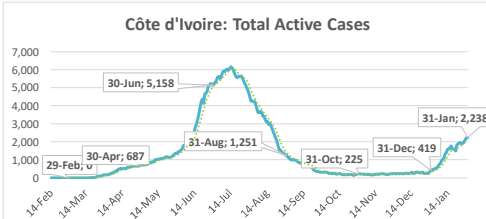
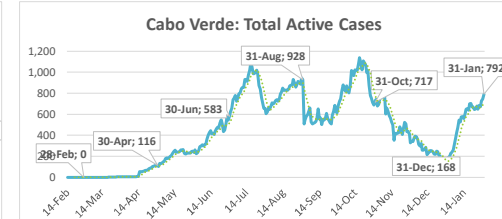
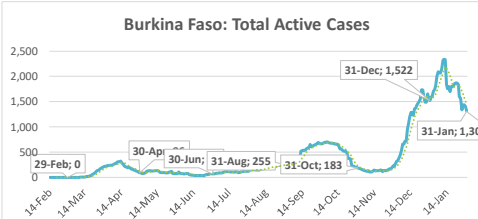
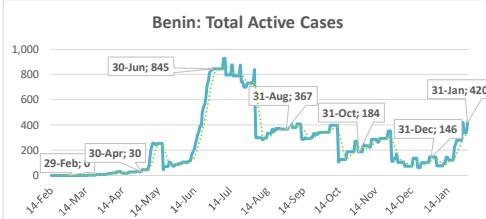
---

## **Highlights of the Covid-19 Situation in West Africa as of January 31, 2021**

- **As of Sunday, January 31, 2021, the number of total cases in the West Africa region reached 326,302.** The region reported 22,321 new cases in the review week, which is a 10.0% increase compared to the new cases reported in the preceding week. The total number of deaths reported reached 4,074, recording 231 new deaths in the review week. The number of total recovered cases reached 278,457, of which 17,815 were newly recovered cases during the review week. The total number of active cases stands at 43,771, which is an increase of 4,275 cases in the review week.
- **Nigeria accounted for 40.2% of the total cases and 43.3% of the new cases in the region during the week under review.** Liberia has the lowest number of total cases in the region at 1,939.
- **The average case fatality rate (CFR) for the region stands at 1.2%. The highest CFR in the region was reported in Liberia at 4.3% and the lowest in Côte d'Ivoire at 0.5%.**

# Summary of COVID-19 tracking in West Africa: Situation for the week ending 31 January 2021

	Date of first case	Cases				Deaths				Recovered				Active				Test	
		Total cases	New cases for the week of	New cases for the week of	Weekly change	Total deaths	New deaths for the week of	New deaths for the week of	Weekly change from Previous week	Total Recovered	New recovered for the week of	New recovered for the week of	Weekly change from Previous week	Active cases	New active for the week of	New active for the week of	Weekly change from Previous week	Total tests	Tests Per million People
		31 Jan.	24 Jan.	2020	2021	31 Jan.	24 Jan.	2020	2021	31 Jan.	24 Jan.	2020	2021	31 Jan.	24 Jan.	2020	2021		
West Africa	28-Feb	326,302	22,321	20,294	2,027	4,074	231	202	29	278,457	17,815	14,724	3,091	43,771	4,275	5,368	-1,093	4,432,900	11,160
Benin	16-Mar	3,893	250	230	20	52	4	2	2	3,421	104	72	32	420	142	156	-14	424,662	35,029
Burkina Faso	9-Mar	10,682	644	850	-206	120	8	10	-2	9,253	1,165	697	468	1,309	-529	143	-672	124,657	5,964
Cabo Verde	20-Mar	14,070	581	496	85	134	7	8	-1	13,144	434	491	-57	792	140	-3	143	111,390	200,346
Côte d'Ivoire	11-Mar	28,399	1,549	1,609	-60	154	8	5	3	26,007	1,245	1,431	-186	2,238	296	173	123	344,477	13,059
Gambia, The	18-Mar	4,090	118	62	56	128	0	1	-1	3,792	89	11	78	170	29	50	-21	35,398	14,647
Ghana	12-Mar	67,010	6,216	3,080	3,136	416	49	21	28	61,236	4,095	1,549	2,546	5,358	2,072	1,510	562	778,284	25,047
Guinea	13-Mar	14,546	227	205	22	82	1	0	1	14,208	514	356	158	256	-288	-151	-137	319,445	24,324
Guinea-Bissau	27-Mar	2,634	102	23	79	45	0	0	0	2,427	6	16	-10	162	96	7	89	43,152	21,927
Liberia	16-Mar	1,939	25	27	-2	84	0	0	0	1,760	46	13	33	95	-21	14	-35	64,540	12,761
Mali	25-Mar	8,091	108	144	-36	330	7	13	-6	5,945	228	155	73	1,816	-127	-24	-103	169,358	8,363
Niger	20-Mar	4,516	163	197	-34	159	8	11	-3	3,755	291	420	-129	602	-136	-234	98	73,799	3,049
Nigeria	28-Feb	131,242	9,676	11,179	-1,503	1,586	82	69	13	104,989	7,761	7,911	-150	24,667	1,833	3,199	-1,366	1,302,410	6,318
Senegal	2-Mar	26,523	1,796	1,699	97	628	53	60	-7	21,970	1,494	1,252	242	3,925	249	387	-138	327,358	19,551
Sierra Leone	31-Mar	3,593	454	133	321	79	2	0	2	2,282	72	128	-56	1,232	380	5	375	106,949	13,407
Togo	6-Mar	5,074	412	360	52	77	2	2	0	4,268	271	222	49	729	139	136	3	207,021	25,006



.....: 7-day moving average