



AFRICAN DEVELOPMENT BANK GROUP

Weekly Data Flash on Covid-19 in Africa¹:

The situation as of Sunday, February 7, 2021

Statistics Department (ECST)

¹ This briefing note has been prepared by Roza Mamuye Bora, Senior Statistician; Anouar Chaouch, Statistician; Soumaila Karambiri, Statistical Assistant; Regis Hauhouot Stephane, Statistical Assistant and Desire Lakpa Guy, Statistical Assistant, under the supervision of Louis Kouakou, Division Manager ECST.1 and the guidance of Charles Leyeka Lufumpa, Director ECST.

For more information on Covid-19, please visit the Bank's Africa Information Highway
<https://africacovid.opendataforafrica.org/>.

Contents

	Page
Highlights of the Covid-19 Situation in Africa as of February 7, 2021	1
Data Annexes: Africa	3
Highlights of the Covid-19 Situation in Central Africa as of February 7, 2021	5
Data Annexes: Central Africa	7
Highlights of the Covid-19 Situation in East Africa as of February 7, 2021	8
Data Annexes: East Africa	10
Highlights of the Covid-19 Situation in North Africa as of February 7, 2021	11
Data Annexes: North Africa	13
Highlights of the Covid-19 Situation in Southern Africa as of February 7, 2021	14
Data Annexes: Southern Africa	16
Highlights of the Covid-19 Situation in West Africa as of February 7, 2021	17
Data Annexes: West Africa	18

Highlights of the Covid-19 Situation in Africa as of February 7, 2021²

- **The rollout of Covid-19 vaccinations began in several countries towards the end of 2020. As of February 7, 2021, a total of 128,775,111 Covid-19 vaccines had been administered globally: 35.1% in the Americas (31.3% in the U.S.A.) 29.4% in Asia, 21.6% in Europe and 3.8% in the Middle East.**
- **In Africa, only six countries (Algeria, Egypt, Guinea, Mauritius, Morocco and Seychelles) have reported rolling out Covid-19 vaccinations to date.** As of February 7, 2021, 502,428 vaccinations had been administered in Africa, which represents just 0.4% of the total global vaccinations. Morocco accounted for 92.3 percent of the vaccinations carried out in Africa to date. In respect of vaccines proportionate to population size, Seychelles administered vaccines to 39.8% of its population, taking third place globally after Israel (61.3%) and UAE (44.2%).
- **Globally, the total number of confirmed Covid-19 cases reached 106,137,866: the majority of which (29.6%) were in Europe, followed by North America (29.2%), Asia (22.3%) and South America (15.5%).** The number of new cases reported globally in the review week amounted to 3,186,526. To date, 67,010,329 cases have recovered, representing 63.1% of confirmed global Covid-19 cases. The number of global deaths due to Coronavirus reached 2,316,773, of which 89,008 were recorded in the past week. The number of global active cases stands at 36,810,764.
- **Africa accounted for 3.5% of the total global cases, 4.1% of deaths, 4.8% of recovered cases and 1.0% of active cases as of February 7, 2021.**
- **As of Sunday, February 7, 2021, close to 32.4 million tests for Covid-19 had been administered in Africa, of which over 0.8 million were reported in the week under review.** The majority (26.2%) of these tests were conducted in South Africa, followed by Morocco (16.9%), Ethiopia (6.2%), Nigeria (4.0%), Kenya (3.8%), Egypt (3.1%), Zambia (3.0%), Rwanda (2.8%), Tunisia (2.8%) and Uganda (2.6%), which collectively accounted for 71.4% of the tests conducted in Africa.
- **Considering tests in relation to population size, Botswana leads with 294,320 tests per 1 million people,** followed by Mauritius (236,950), Seychelles (218,654), Gabon (205,037), Cabo Verde (204,129), Morocco (147,804), South Africa (143,247) and Eswatini (119,355). The number of average tests per 1 million people in Africa stands at 24,177, which is an increase of 2.4% over the previous week.
- **As of February 7, 2021, the total number of confirmed cases in Africa reached 3,670,261. South Africa (40.2%), Morocco (13.0%), Tunisia (5.9%), Egypt (4.6%), Ethiopia (3.9%), Nigeria (3.8%), Libya (3.4%), Algeria (3.0%) and Kenya (2.8%) together account for 80.6% of the total cases in Africa.** The five countries with the lowest number of cases are Mauritius, São Tomé & Príncipe, Seychelles, Burundi and Liberia, with cases ranging between

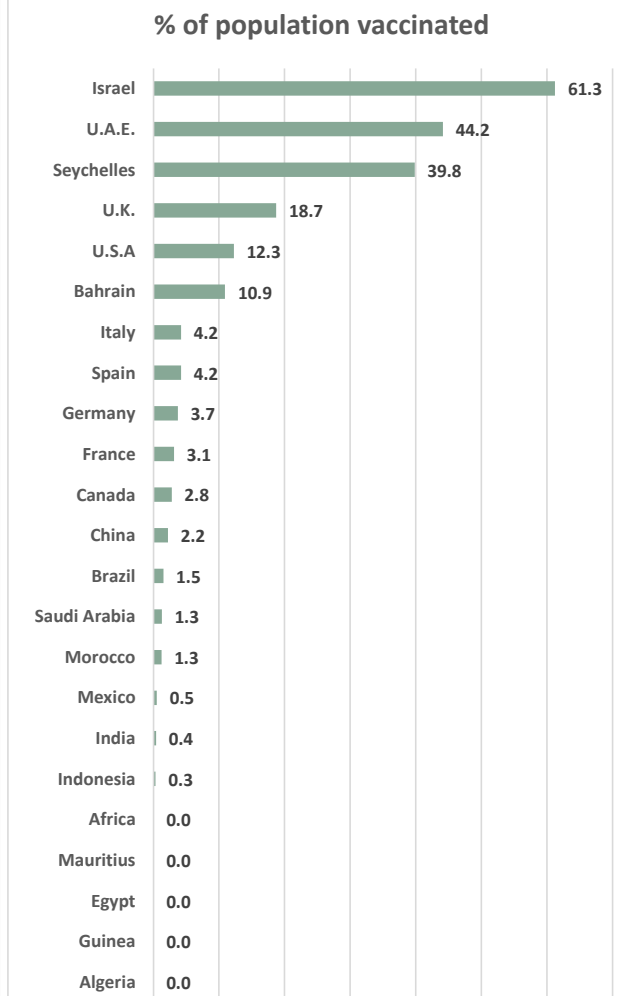
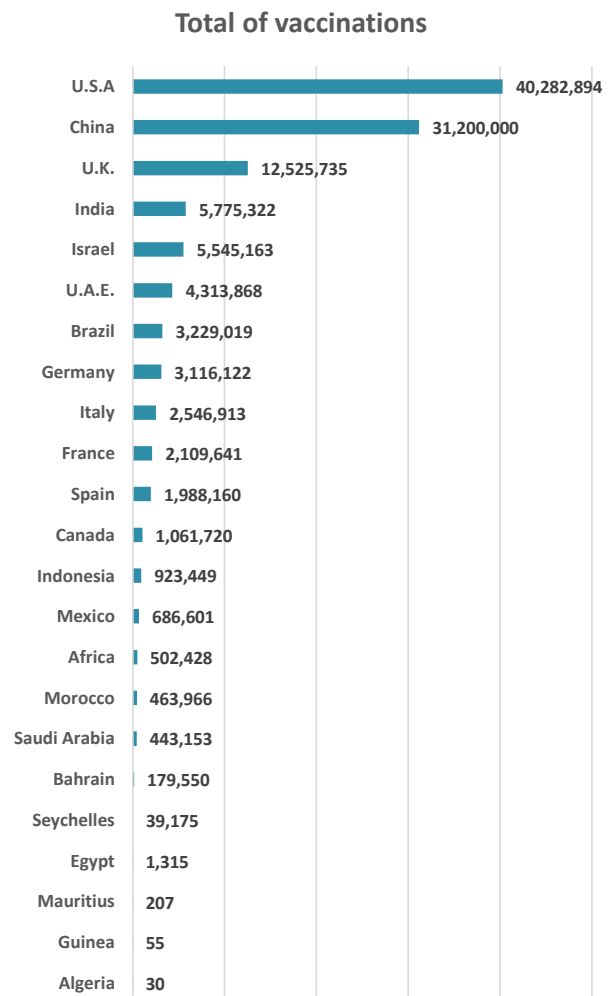
² Tanzania has not released data on Covid-19 since May 08, 2020.

584 in Mauritius and 1,956 in Liberia, thus collectively accounting for 0.2% of the confirmed cases in Africa. Considering population size, Cabo Verde, South Africa, Tunisia, Libya and Seychelles are the five countries with the highest number of confirmed cases per million people; rates ranging from 26,224 in Cabo Verde to 15,598 in Seychelles.

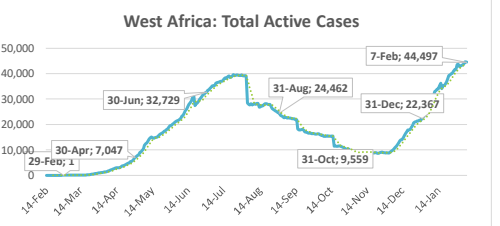
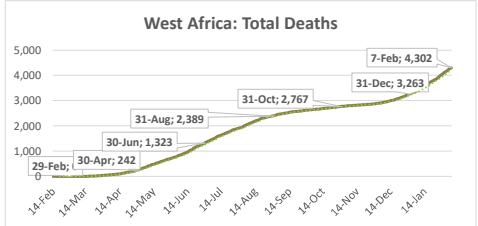
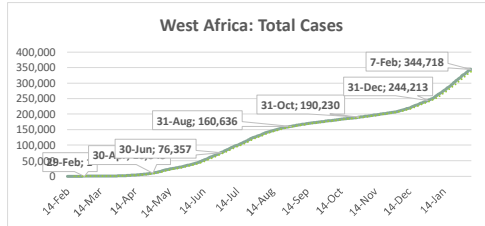
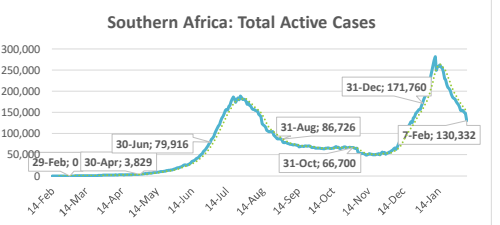
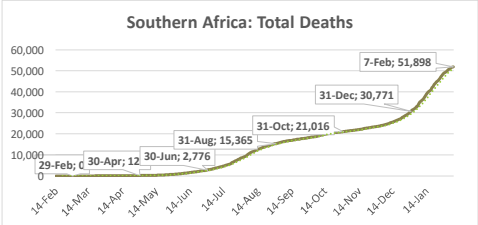
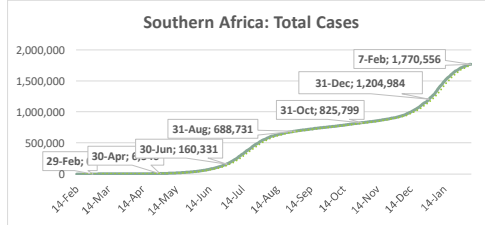
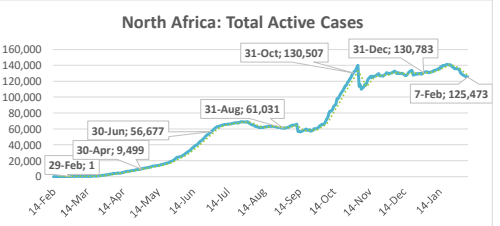
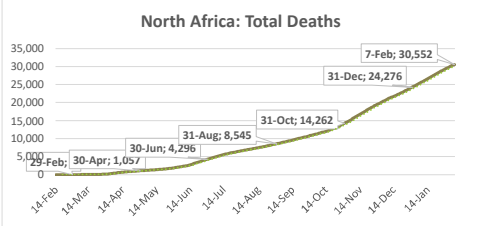
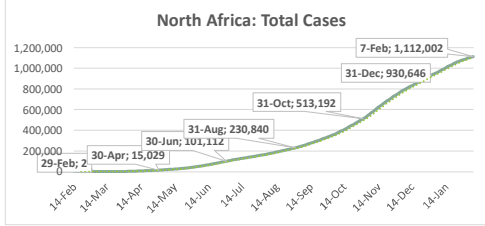
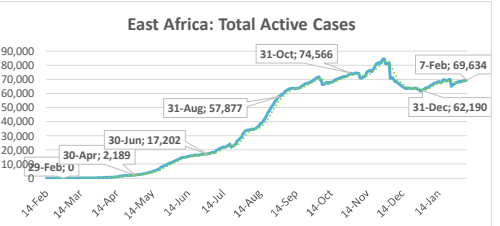
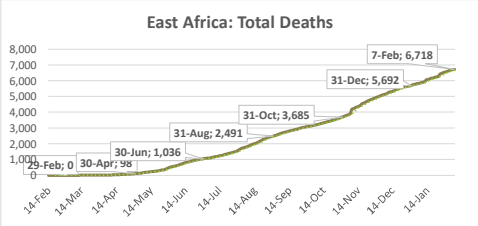
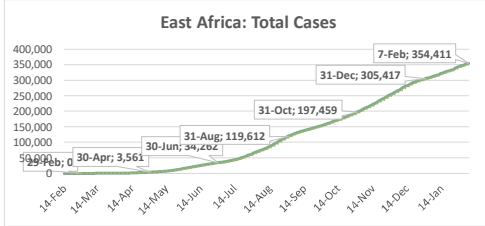
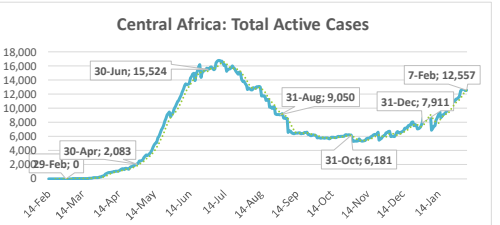
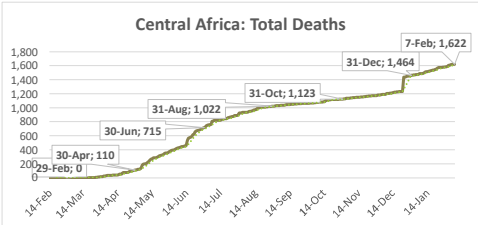
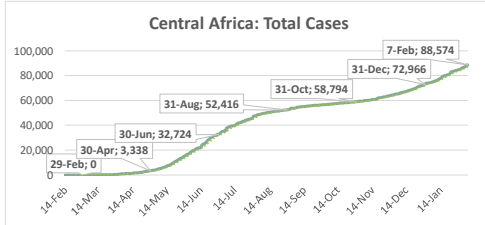
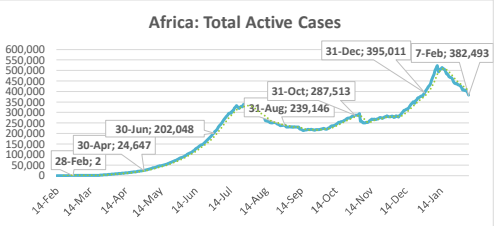
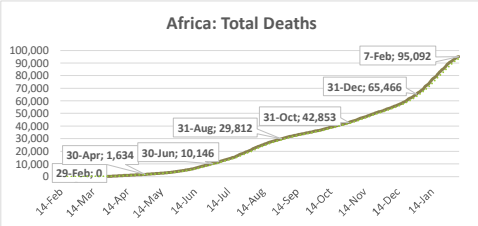
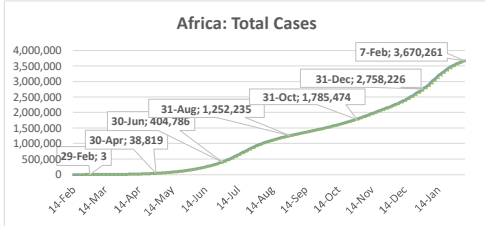
- **In the week under review, a total of 100,644 new cases were reported in Africa, which is a 23.7% decline compared to the new cases recorded in the previous week. These new cases in Africa account for 3.2% of the weekly new cases recorded globally.** The Southern Africa region accounted for 46.0% of the weekly new cases in Africa, followed by North Africa (23.3%), West Africa (18.3%), East Africa (8.8%) and Central Africa (3.7%).
- **As of February 7, 2021, a total of 95,092 deaths had been reported in Africa since the start of the pandemic, of which 54.6% were in Southern Africa, 32.1% in North Africa, 7.1% in East Africa, 4.5% in West Africa and 1.7% in Central Africa.** South Africa, Egypt, Morocco, Tunisia and Algeria are the five countries with the highest number of reported deaths due to Covid-19 since the start of the pandemic, ranging from 46,290 in South Africa to 2,914 in Algeria. A total of 4,121 new deaths were reported in Africa in the week under review, which is a decline of 28.8% compared to the preceding week.
- **The case fatality rate (CFR), i.e. deaths per confirmed cases for Africa, rose to 2.6% in the review period from 2.5% in January 2021, which is also higher than the global CFR rate of 2.2%. The increase followed relatively higher CFRs in Southern and North Africa.** Regionally, West Africa has the lowest CFR at 1.2%, followed by Central Africa at 1.8% and East Africa at 1.9%, while North Africa at 2.7% and Southern Africa at 2.9% recorded higher CFR than the African average. As of February 7, 2021, 16 African countries, namely Sudan (6.2%), Egypt (5.7%), Liberia (4.3%), Mali (4.1%), Zimbabwe (3.8%), Eswatini (3.7%), Chad (3.6%), Niger (3.6%), Comoros (3.5%), Tunisia (3.3%), The Gambia (3.2%), South Africa (3.1%), Malawi (3.1%), DRC (2.9%), Somalia (2.8%) and Algeria (2.7%) recorded CRFs higher than the average for Africa .
- **As of February 7, 2021, the number of recovered cases in Africa reached 3,192,676, which is 87.0% of its total confirmed cases.** Regionally, the recovery rates were 89.7% for Southern Africa, 86.0% for North Africa, 85.8% for West Africa, 84.0% for Central Africa and 78.5% for East Africa. In the week under review, 140,928 newly recovered cases were reported.
- **The total number of active cases in Africa at February 7 stands at 382,493, which is a decline of 44,405 cases over the previous week.** Six countries, namely South Africa (69,641), Tunisia (36,010), Algeria (31,482), Egypt (27,614), Uganda (25,172) and Nigeria (24,556) jointly accounted for 56.1% of the active cases as of February 7, 2021.
- **From a regional perspective, Southern Africa accounts for 34.1% of active cases in Africa, North Africa (32.8%), East Africa (18.2%), West Africa (11.6%) and Central Africa (3.3%).** Southern and North Africa jointly account for about 66.9% of all active cases in Africa.

Summary of COVID-19 vaccinations tracking in the Word: Situation for the week ending 07 February 2021

	Vaccinations				
	Total vaccinations	% of population vaccinated	New vaccinations for the week of	New vaccinations for the week of	Weekly change
			07 Feb.	31 Jan.	
World	128,775,111	1.7	30,430,518	32,594,868	-2,164,350
Africa	502,428	0.0	470,197	13,823	456,374
Algeria	30	0.0	30	0	30
Egypt	1,315	0.0	0	1,315	-1,315
Guinea	55	0.0	0	0	0
Mauritius	207	0.0	207	0	207
Morocco	463,966	1.3	463,966	0	463,966
Seychelles	39,175	39.8	6,231	12,508	-6,277
America					
Brazil	3,229,019	1.5	1,647,967	1,405,304	242,663
Canada	1,061,720	2.8	105,113	143,697	-38,584
Mexico	686,601	0.5	24,384	32,591	-8,207
U.S.A	40,282,894	12.3	10,155,265	9,998,479	156,786
Asia					
China	31,200,000	2.2	7,200,000	9,000,000	-1,800,000
India	5,775,322	0.4	2,030,988	2,162,133	-131,145
Indonesia	923,449	0.3	407,768	342,780	64,988
Europe					
France	2,109,641	3.1	617,993	464,777	153,216
Germany	3,116,122	3.7	798,964	684,381	114,583
Israel	5,545,163	61.3	695,968	1,234,050	-538,082
Italy	2,546,913	4.2	588,222	579,567	8,655
Spain	1,988,160	4.2	513,971	308,364	205,607
U.K.	12,525,735	18.7	3,057,353	2,645,401	411,952
Middle East					
Bahrain	179,550	10.9	9,117	26,303	-17,186
Saudi Arabia	443,153	1.3	3,153	144,470	-141,317
U.A.E.	4,313,868	44.2	979,706	846,373	133,333



Summary of COVID-19 tracking in Africa: Situation for the week ending 07 February 2021																			
	Date of first case	Cases				Deaths				Recovered				Active				Test	
		Total cases	New cases for the week of	New cases for the week of	Weekly change from Previous week	Total deaths	New deaths for the week of	New deaths for the week of	Weekly change from Previous week	Total Recovered	New recovered for the week of	New recovered for the week of	Weekly change from Previous week	Active cases	New active for the week of	New active for the week of	Weekly change from Previous week	Total tests	Tests Per million People
07 Feb.	31 Jan.	07 Feb.	31 Jan.	07 Feb.	31 Jan.	07 Feb.	31 Jan.	07 Feb.	31 Jan.	07 Feb.	31 Jan.	07 Feb.	31 Jan.						
World	31-Dec	106,137,866	3,186,526	3,772,827	-586,301	2,316,773	89,008	98,626	-9,618	67,010,329	2,119,358	2,306,778	-187,420	36,810,764	978,160	1,367,423	-389,263	1,488,437,264	190,953
Africa	14-Feb	3,670,261	100,644	131,979	-31,335	95,092	4,121	5,787	-1,666	3,192,676	140,928	159,341	-18,413	382,493	-44,405	-33,149	-11,256	32,369,146	24,177
Central Africa	6-Mar	88,574	3,678	1,796	1,882	1,622	37	13	24	74,395	2,578	782	1,796	12,557	1,063	1,001	62	1,635,570	11,164
East Africa	13-Mar	354,411	8,873	11,702	-2,829	6,718	151	305	-154	278,059	7,194	13,185	-5,991	69,634	1,528	-1,788	3,316	5,582,840	14,868
North Africa	14-Feb	1,112,002	23,404	27,438	-4,034	30,552	1,017	1,150	-133	955,977	32,009	30,957	1,052	125,473	-9,622	-4,669	-4,953	8,411,270	40,745
Southern Africa	5-Mar	1,770,556	46,274	68,721	-22,447	51,898	2,688	4,088	-1,400	1,588,326	81,685	96,602	-14,917	130,332	-38,099	-31,969	-6,130	12,214,264	57,294
West Africa	28-Feb	344,718	18,415	22,322	-3,907	4,302	228	231	-3	295,919	17,462	17,815	-353	44,497	725	4,276	-3,551	4,525,202	11,393



.....: 7-day moving average

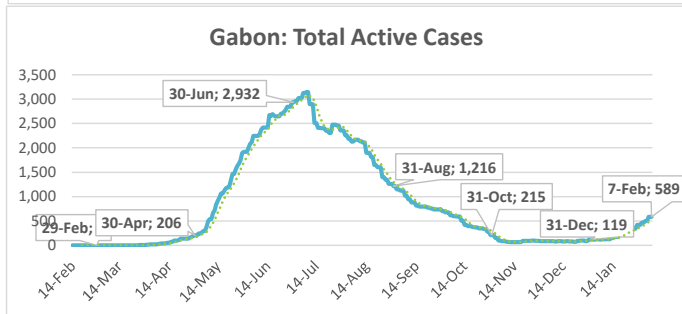
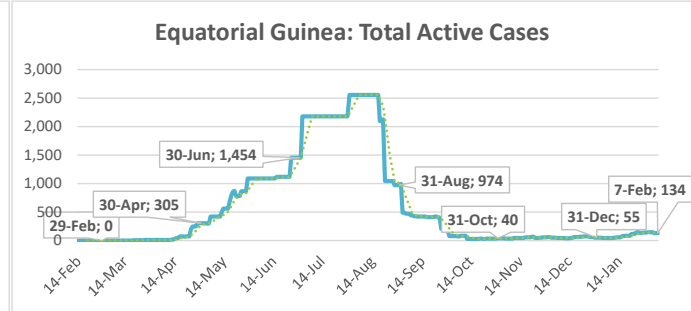
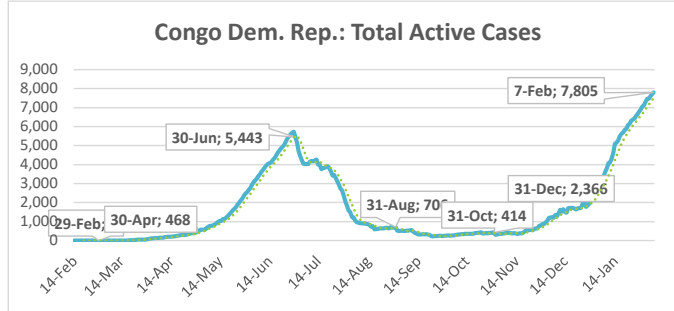
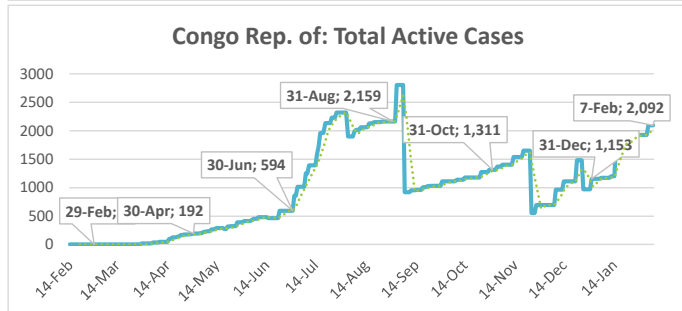
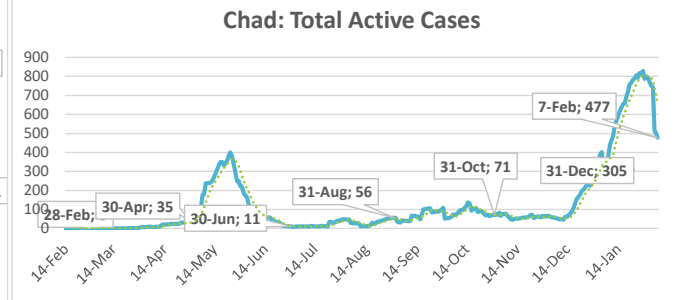
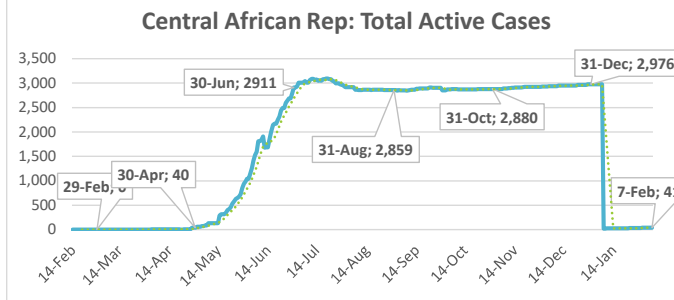
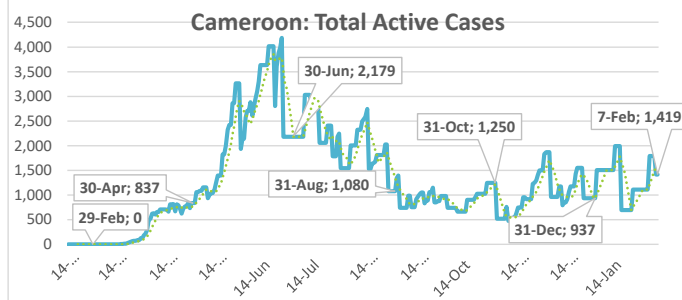
Central Africa

Highlights of the Covid-19 Situation in Central Africa as of February 7, 2021

- **As of Sunday, February 7, 2021, the number of total cases in the Central Africa region reached 88,574.** The region reported 3,678 new cases in the review week, which is more than double compared to the number of new cases reported in the preceding week. The total number of deaths reported reached 1,622, recording 37 new deaths in the review week. The number of total recovered cases reached 74,395, of which 2,578 were newly recovered cases during the review week. The total number of active cases stands at 12,557, which is an increase of 1,063 cases in the review week.
- **Cameroon accounted for 35.4% of the total cases and 48.3% of the new cases in the region during the week under review.** Chad has the lowest number of total cases in the region at 3,497.
- **The average case fatality rate (CFR) for the region stands at 1.8%. The highest CFR in the region was reported in Chad at 3.6% and the lowest in Gabon at 0.6%.**

Summary of COVID-19 tracking in Central Africa: Situation for the week ending 07 February 2021

	Date of first case	Cases				Deaths				Recovered				Active				Test	
		Total cases	New cases for the week of	New cases for the week of	Weekly change	Total deaths	New deaths for the week of	New deaths for the week of	Weekly change from Previous week	Total Recovered	New recovered for the week of	New recovered for the week of	Weekly change from Previous week	Active cases	New active for the week of	New active for the week of	Weekly change from Previous week	Total tests	Tests Per million People
			07 Feb.	31 Jan.			07 Feb.	31 Jan.			07 Feb.	31 Jan.			07 Feb.	31 Jan.			
Central Africa	6-Mar	88,574	3,678	1,796	1,882	1,622	37	13	24	74,395	2,578	782	1,796	12,557	1,063	1,001	62	1,635,570	11,164
Cameroon	6-Mar	31,394	1,777	0	1,777	474	12	0	12	29,501	1,456	0	1,456	1,419	309	0	309	781,009	29,421
Central African Rep.	15-Mar	4,989	8	1	7	63	0	0	0	4,885	0	0	0	41	8	1	7	36,008	7,455
Chad	19-Mar	3,497	121	215	-94	125	7	2	5	2,895	431	209	222	477	-317	4	-321	81,231	4,945
Congo Rep. of	15-Mar	8,060	173	93	80	122	5	0	5	5,846	0	0	0	2,092	168	93	75	81,168	14,709
Congo Dem. Rep.	10-Mar	23,599	828	902	-74	681	10	10	0	15,113	82	126	-44	7,805	736	766	-30	109,336	1,221
Equatorial Guinea	14-Mar	5,578	62	115	-53	86	0	0	0	5,358	72	89	-17	134	-10	26	-36	90,460	64,477
Gabon	12-Mar	11,457	709	470	239	71	3	1	2	10,797	537	358	179	589	169	111	58	456,358	205,037



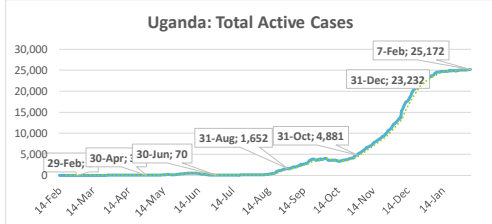
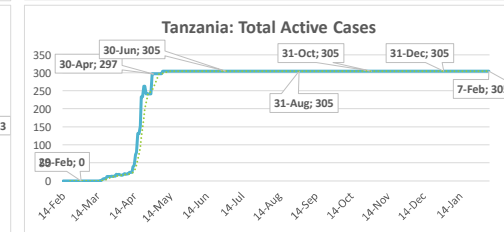
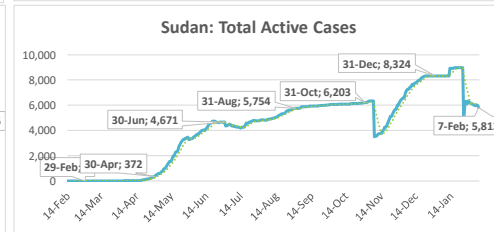
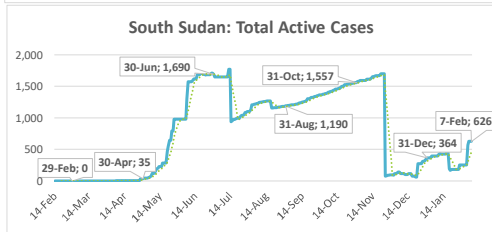
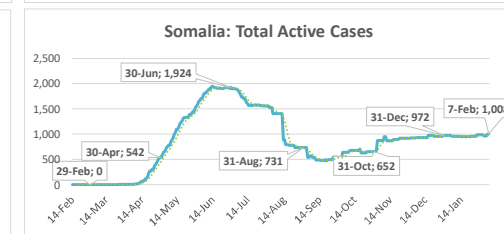
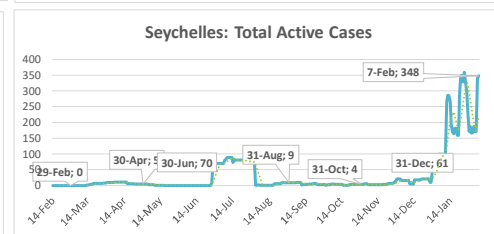
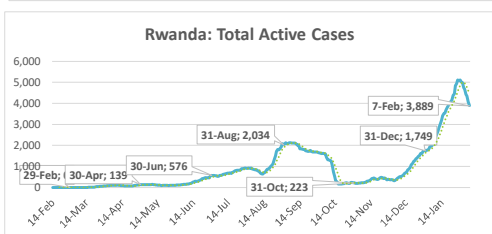
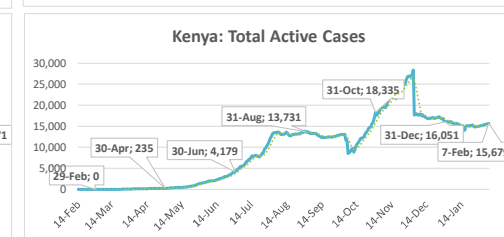
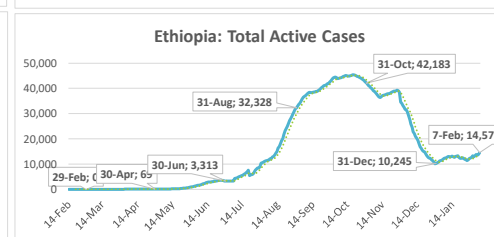
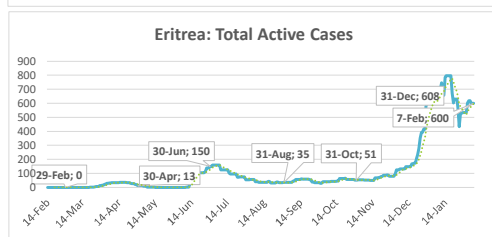
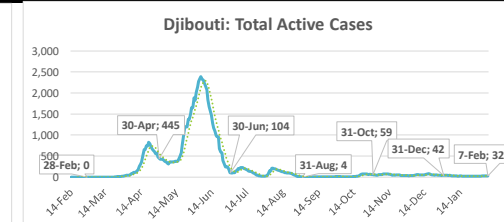
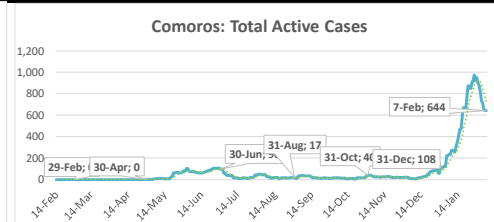
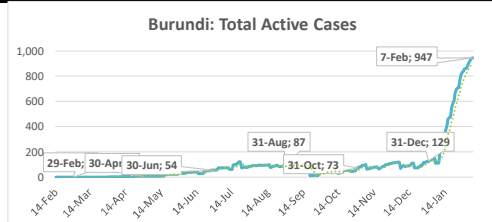
.....: 7-day moving average

East Africa

Highlights of the Covid-19 Situation in East Africa as of February 7, 2021

- **As of Sunday, February 7, 2021, the number of total cases in the East Africa region reached 354,411.** The region reported 8,873 new cases in the review week, which is a 24.2% decline compared to the number of new cases reported in the preceding week. The total number of deaths reported reached 6,718, recording 151 new deaths in the review week. The number of total recovered cases reached 278,059, of which 7,194 were newly recovered cases during the review week. The total number of active cases stands at 69,634, which is an increase of 1,528 cases in the review week.
- **Ethiopia accounted for 40.2% of the total cases and 52.8% of the new cases in the region during the week under review.** Seychelles has the lowest number of total cases in the region at 1,513.
- **The average case fatality rate (CFR) for the region stands at 1.9%. The highest CFR in the region was reported in Sudan at 6.2% and the lowest in Burundi at 0.2%.**

Summary of COVID-19 tracking in East Africa: Situation for the week ending 07 February 2021																			
	Date of first case	Cases				Deaths				Recovered				Active				Test	
		Total cases	New cases for the week of	New cases for the week of	Weekly change	Total deaths	New deaths for the week of	New deaths for the week of	Weekly change from Previous week	Total Recovered	New recovered for the week of	New recovered for the week of	Weekly change from Previous week	Active cases	New active for the week of	New active for the week of	Weekly change from Previous week	Total tests	Tests Per million People
			07 Feb.	31 Jan.			07 Feb.	31 Jan.			07 Feb.	31 Jan.			07 Feb.	31 Jan.			
East Africa	13-Mar	354,411	8,873	11,702	-2,829	6,718	151	305	-154	278,059	7,194	13,185	-5,991	69,634	1,528	-1,788	3,316	5,582,840	14,868
Burundi	31-Mar	1,723	91	160	-69	3	1	0	-1	773	0	0	0	947	90	160	-70	90,019	7,570
Comoros	2-May	3,086	360	458	-98	108	15	22	-7	2,334	603	391	212	644	-258	45	-303	6,227	7,161
Djibouti	18-Mar	5,947	15	13	-2	63	0	2	-2	5,852	7	8	-1	32	8	3	5	110,138	111,476
Eritrea	21-Mar	2,326	191	195	-4	7	0	1	-1	1,719	125	290	-165	600	66	-96	162	23,693	6,681
Ethiopia	13-Mar	142,338	4,688	3,883	-805	2,148	55	27	-28	125,619	2,757	3,446	-689	14,571	1,876	410	1,466	2,004,312	17,434
Kenya	13-Mar	101,819	1,046	790	-256	1,779	16	19	-3	84,361	454	938	-484	15,679	576	-167	743	1,214,742	22,591
Rwanda	14-Mar	16,451	1,147	2,329	-1,182	220	24	22	-2	12,342	2,255	1,667	588	3,889	-1,132	640	-1,772	917,829	70,863
Seychelles	15-Mar	1,513	308	172	-136	7	3	1	-2	1,158	143	334	-191	348	162	-163	325	21,504	218,654
Somalia	16-Mar	4,862	78	30	-48	134	4	0	-4	3,720	54	0	54	1,008	20	30	-10	83,486	5,253
South Sudan	5-Apr	4,355	426	141	-285	66	2	0	-2	3,663	50	71	-21	626	374	70	304	105,002	9,380
Sudan	13-Mar	29,634	254	3,101	-2,847	1,835	28	204	-176	21,986	576	5,722	-5,146	5,813	-350	-2,825	2,475	158,804	3,622
Tanzania	16-Mar	509	21	183	305	3,880	65
Uganda	21-Mar	39,848	269	430	-161	327	3	7	-4	14,349	170	318	-148	25,172	96	105	-9	843,204	18,434



.....: 7-day moving average

North Africa

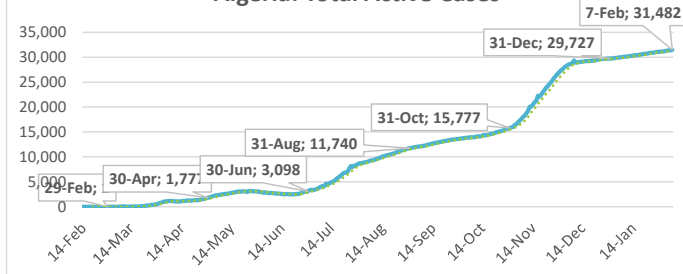
Highlights of the Covid-19 Situation in North Africa as of February 7, 2021

- **As of Sunday, February 7, 2021, the number of total cases in the North Africa region reached 1,112,002.** The region reported 23,404 new cases in the review week, which is a 14.7% decline compared to the new cases reported in the preceding week. The total number of deaths reported reached 30,552, recording 1,017 new deaths in the review week. The number of total recovered cases reached 955,977, of which 32,009 were newly recovered cases during the review week. The total number of active cases stands at 125,473, which is a decline of 9,622 cases in the review week.
- **Morocco accounted for 42.7% of the total cases, while Tunisia accounted for 35.0% of the new cases in the region during the week under review.** Mauritania has the lowest number of total cases in the region at 16,807.
- **The average case fatality rate (CFR) for the region stands at 2.7%. The highest CFR in the region was reported in Egypt at 5.7% and the lowest in Libya at 1.6%.**

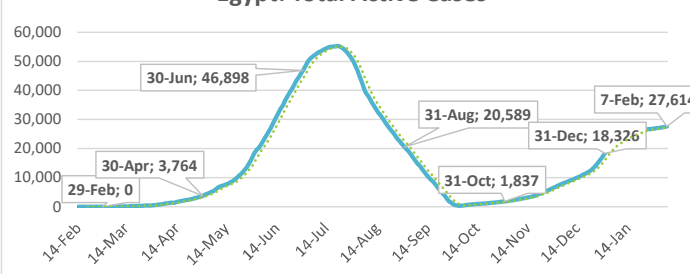
Summary of COVID-19 tracking in North Africa: Situation for the week ending 07 February 2021

	Date of first case	Cases				Deaths				Recovered				Active				Test	
		Total cases	New cases for the week of	New cases for the week of	Weekly change	Total deaths	New deaths for the week of	New deaths for the week of	Weekly change from Previous week	Total Recovered	New recovered for the week of	New recovered for the week of	Weekly change from Previous week	Active cases	New active for the week of	New active for the week of	Weekly change from Previous week	Total tests	Tests Per million People
			07 Feb.	31 Jan.			07 Feb.	31 Jan.			07 Feb.	31 Jan.			07 Feb.	31 Jan.			
North Africa	14-Feb	1,112,002	23,404	27,438	-4,034	30,552	1,017	1,150	-133	955,977	32,009	30,957	1,052	125,473	-9,622	-4,669	-4,953	8,411,270	40,745
Algeria	26-Feb	109,088	1,749	1,743	6	2,914	23	28	-5	74,692	1,348	1,399	-51	31,482	378	316	62	230,553	5,258
Egypt	14-Feb	169,640	3,689	4,134	-445	9,651	335	357	-22	132,375	2,739	3,139	-400	27,614	615	638	-23	1,000,000	9,772
Libya	25-Mar	124,026	5,395	4,943	452	1,953	76	114	-38	104,539	5,833	6,456	-623	17,534	-514	-1,627	1,113	676,987	98,524
Mauritania	14-Mar	16,807	172	238	-66	426	4	6	-2	16,005	329	455	-126	376	-161	-223	62	151,630	32,611
Morocco	5-Mar	475,355	4,198	4,868	-670	8,394	119	125	-6	454,504	5,344	6,719	-1,375	12,457	-1,265	-1,976	711	5,455,529	147,804
Tunisia	5-Mar	217,086	8,201	11,512	-3,311	7,214	460	520	-60	173,862	16,416	12,789	3,627	36,010	-8,675	-1,797	-6,878	896,571	75,861

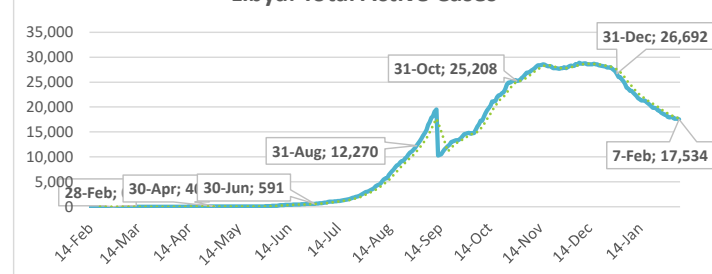
Algeria: Total Active Cases



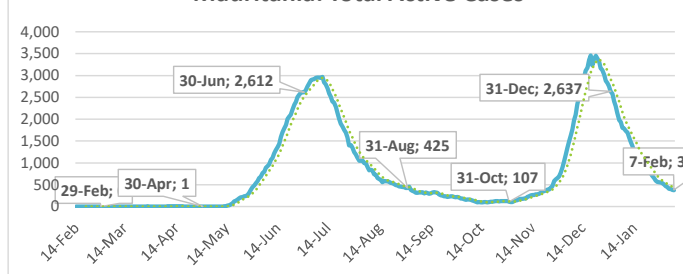
Egypt: Total Active Cases



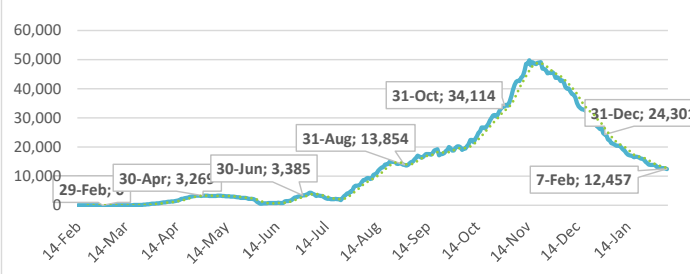
Libya: Total Active Cases



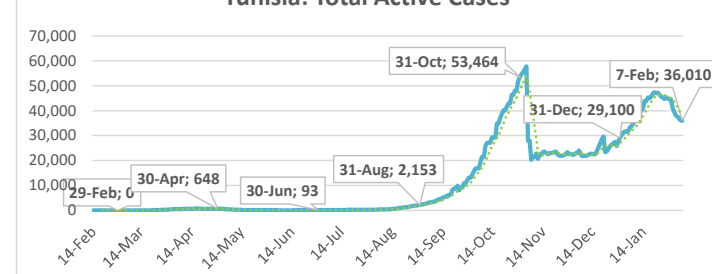
Mauritania: Total Active Cases



Morocco: Total Active Cases



Tunisia: Total Active Cases



.....: 7-day moving average

Southern Africa

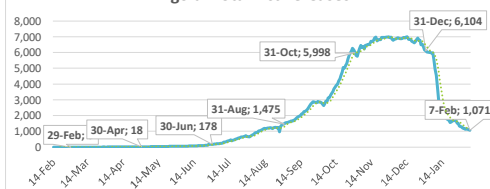
Highlights of the Covid-19 Situation in Southern Africa as of February 7, 2021

- **As of Sunday, February 7, 2021, the number of total cases in the Southern Africa region reached 1,770,556.** The region reported 46,274 new cases in the review week, which is a 32.7% decline compared to the new cases reported in the preceding week. The total number of deaths reported reached 51,898, recording 2,688 new deaths in the review week. The number of total recovered cases reached 1,588,326, of which 81,685 were newly recovered cases during the review week. The total number of active cases stands at 130,332, which is a decline of 38,099 cases in the review week.
- **South Africa accounted for 83.4% of the total cases and 48.4% of the new cases in the region during the week under review.** Mauritius has the lowest number of total cases in the region at 584.
- **The average case fatality rate (CFR) for the region stands at 2.9%. The highest CFR in the region was reported in Zimbabwe at 3.8% and the lowest in Botswana at 0.7%.**

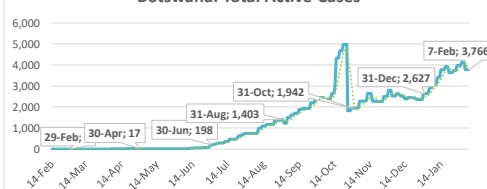
Summary of COVID-19 tracking in Southern Africa: Situation for the week ending 07 February 2021

	Date of first case	Cases				Deaths				Recovered				Active				Test	
		Total cases	New cases for the week of	New cases for the week of	Weekly change	Total deaths	New deaths for the week of	New deaths for the week of	Weekly change from Previous week	Total Recovered	New recovered for the week of	New recovered for the week of	Weekly change from Previous week	Active cases	active for the week of	New active for the week of	Weekly change from Previous week	Total tests	Tests Per million People
		07 Feb.	31 Jan.	31 Jan.		07 Feb.	31 Jan.	31 Jan.		07 Feb.	31 Jan.	31 Jan.		07 Feb.	31 Jan.	31 Jan.			
Southern Africa	5-Mar	1,770,556	46,274	68,721	-22,447	51,898	2,688	4,088	-1,400	1,588,326	81,685	96,602	-14,917	130,332	-38,099	-31,969	-6,130	12,214,264	57,294
Angola	27-Mar	20,086	290	397	-107	475	9	7	2	18,540	505	769	-264	1,071	-224	-379	155	339,634	10,334
Botswana	16-Mar	23,503	2,210	1,639	-571	163	29	29	0	19,574	2,376	1,287	1,089	3,766	-195	323	-518	692,131	294,320
Eswatini	14-Mar	16,204	493	1,227	-734	604	39	86	-47	11,614	1,136	1,236	-100	3,986	-682	-95	-587	138,471	119,355
Lesotho	13-Mar	9,380	716	1,008	-292	183	11	49	-38	2,706	154	384	-230	6,491	551	575	-24	51,513	24,046
Madagascar	20-Mar	19,360	295	322	-27	285	4	2	2	18,490	275	285	-10	585	16	35	-19	114,282	4,127
Malawi	2-Apr	27,195	3,232	4,568	-1,336	856	154	194	-40	11,596	2,981	1,916	1,065	14,743	97	2,458	-2,361	159,756	8,351
Mauritius	18-Mar	584	15	13	-2	10	0	0	0	540	12	10	2	34	3	3	0	301,345	236,950
Mozambique	27-Mar	44,600	5,946	6,236	-290	460	93	62	-31	27,162	3,207	3,397	-190	16,978	2,646	2,777	-131	363,047	11,615
Namibia	14-Mar	34,973	1,029	1,519	-490	375	23	33	-10	33,454	1,076	2,358	-1,282	1,144	-70	-872	802	274,817	108,157
São Tomé & Príncipe	6-Apr	1,351	94	69	-25	18	1	0	1	1,060	37	26	11	273	56	43	13	11,592	52,893
South Africa	5-Mar	1,476,135	22,374	40,775	-18,401	46,290	2,126	3,290	-1,164	1,360,204	60,584	69,100	-8,516	69,641	-40,336	-31,615	-8,721	8,495,811	143,247
Zambia	18-Mar	62,633	8,416	8,880	-464	853	90	124	-34	54,835	6,835	12,040	-5,205	6,945	1,491	3,284	-4,775	973,384	52,947
Zimbabwe	25-Mar	34,552	1,164	2,068	-904	1,326	109	212	-103	28,551	2,507	3,794	-1,287	4,675	-1,452	-1,938	486	298,481	20,082

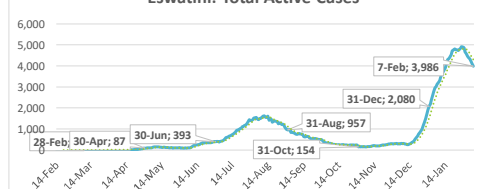
Angola: Total Active Cases



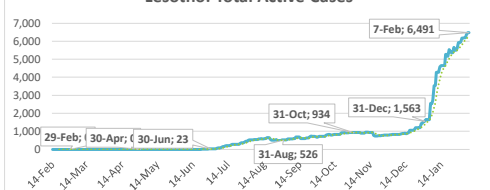
Botswana: Total Active Cases



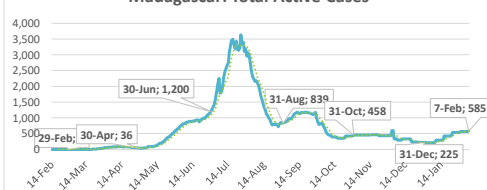
Eswatini: Total Active Cases



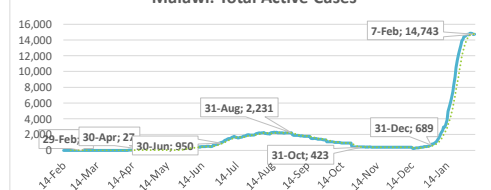
Lesotho: Total Active Cases



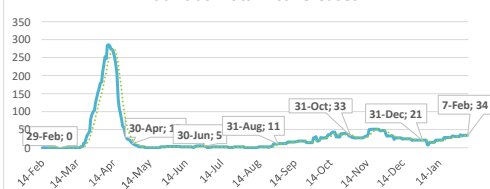
Madagascar: Total Active Cases



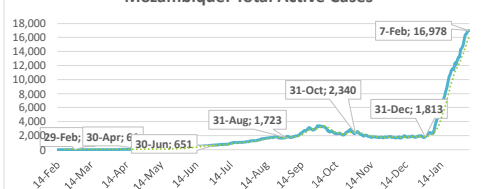
Malawi: Total Active Cases



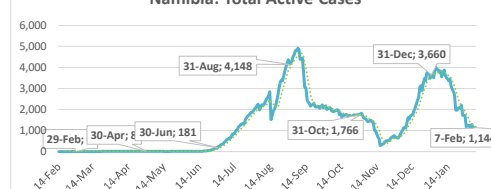
Mauritius: Total Active Cases



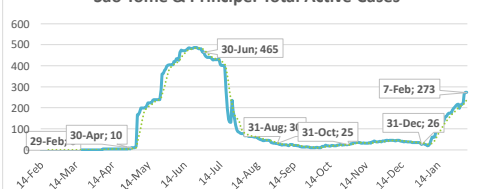
Mozambique: Total Active Cases



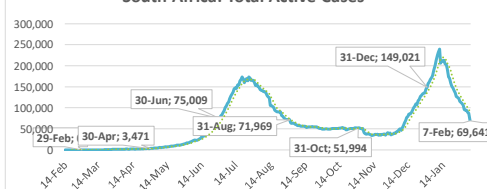
Namibia: Total Active Cases



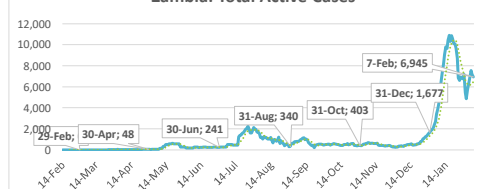
São Tomé & Príncipe: Total Active Cases



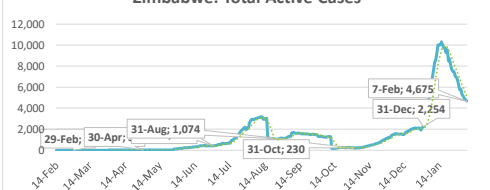
South Africa: Total Active Cases



Zambia: Total Active Cases



Zimbabwe: Total Active Cases



.....: 7-day moving average

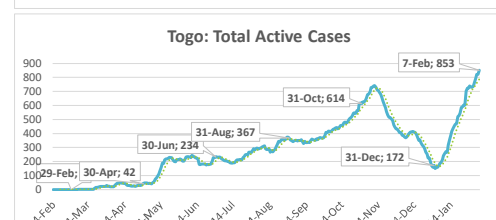
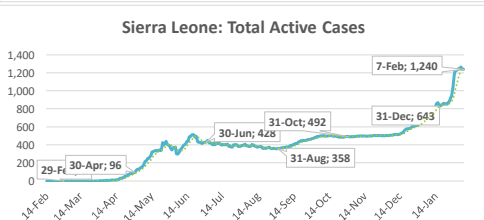
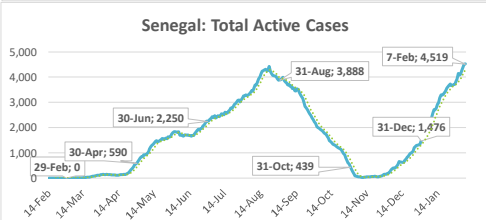
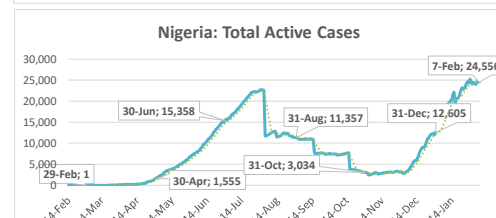
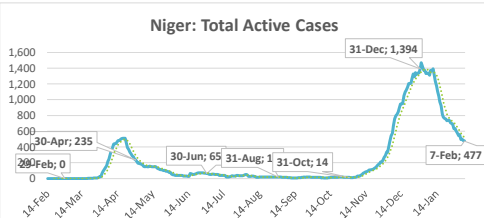
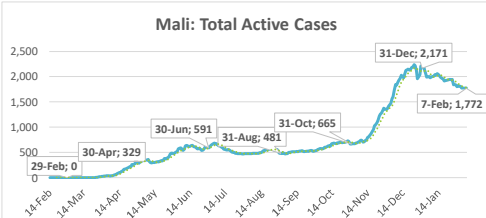
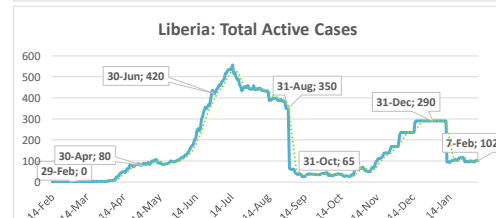
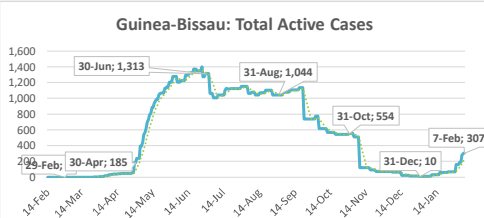
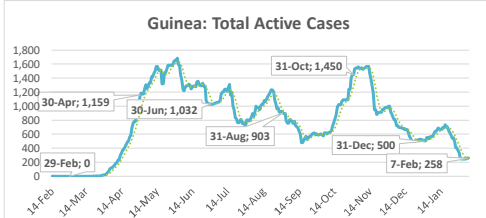
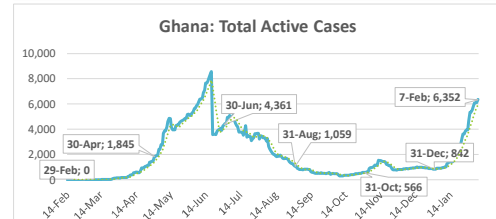
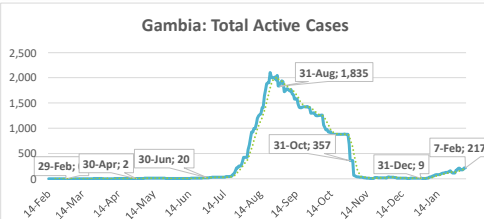
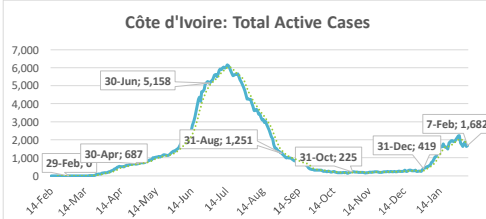
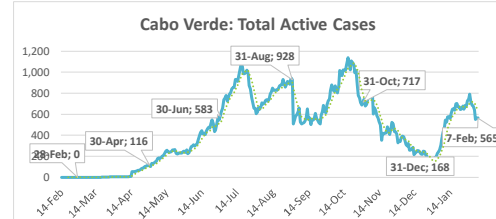
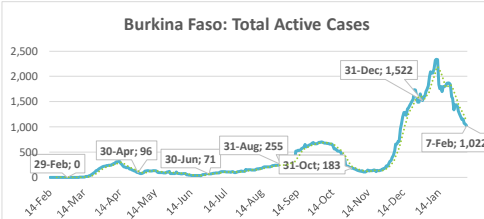
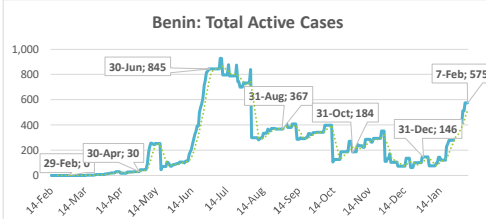
West Africa

Highlights of the Covid-19 Situation in West Africa as of February 7, 2021

- **As of Sunday, February 7, 2021, the number of total cases in the West Africa region reached 344,718.** The region reported 18,415 new cases in the review week, which is a 17.5% decline compared to the new cases reported in the preceding week. The total number of deaths reported reached 4,302, recording 228 new deaths in the review week. The number of total recovered cases reached 295,919, of which 17,462 were newly recovered cases during the review week. The total number of active cases stands at 44,497, which is an increase of 725 cases in the review week.
- **Nigeria accounted for 40.5% of the total cases and 46.2% of the new cases in the region during the week under review.** Liberia has the lowest number of total cases in the region at 1,956.
- **The average case fatality rate (CFR) for the region stands at 1.2%. The highest CFR in the region was reported in Liberia at 4.3% and the lowest in Côte d'Ivoire at 0.5%.**

Summary of COVID-19 tracking in West Africa: Situation for the week ending 07 February 2021

	Date of first case	Cases				Deaths				Recovered				Active				Test	
		Total cases	New cases for the week of	New cases for the week of	Weekly change	Total deaths	New deaths for the week of	New deaths for the week of	Weekly change from Previous week	Total Recovered	New recovered for the week of	New recovered for the week of	Weekly change from Previous week	Active cases	New active for the week of	New active for the week of	Weekly change from Previous week	Total tests	Tests Per million People
		07 Feb.	31 Jan.	31 Jan.	31 Jan.	07 Feb.	31 Jan.	31 Jan.	31 Jan.	07 Feb.	31 Jan.	31 Jan.	31 Jan.	07 Feb.	31 Jan.	31 Jan.	31 Jan.		
West Africa	28-Feb	344,718	18,415	22,322	-3,907	4,302	228	231	-3	295,919	17,462	17,815	-353	44,497	725	4,276	-3,551	4,525,202	11,393
Benin	16-Mar	4,193	300	250	50	55	3	4	-1	3,563	142	104	38	575	155	142	13	434,422	35,834
Burkina Faso	9-Mar	11,285	603	644	-41	134	14	8	6	10,129	876	1,165	-289	1,022	-287	-529	-242	124,657	5,964
Cabo Verde	20-Mar	14,423	353	581	-228	135	1	7	-6	13,723	579	434	145	565	-227	140	-367	113,493	204,129
Côte d'Ivoire	11-Mar	29,825	1,426	1,549	-123	162	8	8	0	27,981	1,974	1,245	729	1,682	-556	296	-852	365,508	13,856
Gambia, The	18-Mar	4,237	147	118	29	134	6	0	6	3,886	94	89	5	217	47	29	18	37,251	15,414
Ghana	12-Mar	70,768	3,758	6,216	-2,458	457	41	49	-8	63,959	2,723	4,095	-1,372	6,352	994	2,072	-1,078	802,153	25,815
Guinea	13-Mar	14,687	141	227	-86	84	2	1	1	14,345	137	514	-377	258	2	-288	-290	319,445	24,324
Guinea-Bissau	27-Mar	2,780	146	102	44	46	1	0	1	2,427	0	6	-6	307	145	96	49	46,902	23,832
Liberia	16-Mar	1,956	17	25	-8	84	0	0	0	1,770	10	46	-36	102	7	-21	28	67,081	13,263
Mali	25-Mar	8,176	85	108	-23	338	8	7	-1	6,066	121	228	-107	1,772	-44	-127	83	169,358	8,363
Niger	20-Mar	4,612	95	164	-69	165	6	8	-2	3,970	215	291	-76	477	-126	-135	9	75,832	3,133
Nigeria	28-Feb	139,748	8,506	9,676	-1,170	1,667	81	82	-1	113,525	8,536	7,761	775	24,556	-111	1,833	-1,944	1,302,410	6,318
Senegal	2-Mar	28,760	2,237	1,796	441	682	54	53	1	23,559	1,589	1,494	95	4,519	594	249	345	343,194	20,497
Sierra Leone	31-Mar	3,785	192	454	-262	79	0	2	-2	2,466	184	72	112	1,240	8	380	-372	109,684	13,750
Togo	6-Mar	5,483	409	412	-3	80	3	2	-1	4,550	282	271	11	853	124	139	-15	213,812	25,827



.....: 7-day moving average