



## AFRICAN DEVELOPMENT BANK GROUP

---

### Weekly Data Flash on Covid-19 in Africa<sup>1</sup>:

*The situation as of Sunday, February 14, 2021*

Statistics Department (ECST)

---

<sup>1</sup> This briefing note has been prepared by Roza Mamuye Bora, Senior Statistician; Anouar Chaouch, Statistician; Soumaila Karambiri, Statistical Assistant; Regis Hauhouot Stephane, Statistical Assistant and Desire Lakpa Guy, Statistical Assistant, under the supervision of Louis Kouakou, Division Manager ECST.1 and the guidance of Charles Leyeka Lufumpa, Director ECST.

For more information on Covid-19, please visit the Bank's Africa Information Highway  
<https://africacovid.opendataforafrica.org/>.

# Contents

	Page
Highlights of the Covid-19 Situation in Africa as of February 14, 2021	1
Data Annexes: Africa	3
Highlights of the Covid-19 Situation in Central Africa as of February 14, 2021	5
Data Annexes: Central Africa	7
Highlights of the Covid-19 Situation in East Africa as of February 14, 2021	8
Data Annexes: East Africa	10
Highlights of the Covid-19 Situation in North Africa as of February 14, 2021	11
Data Annexes: North Africa	13
Highlights of the Covid-19 Situation in Southern Africa as of February 14, 2021	14
Data Annexes: Southern Africa	16
Highlights of the Covid-19 Situation in West Africa as of February 14, 2021	17
Data Annexes: West Africa	19

## Highlights of the Covid-19 Situation in Africa as of February 14, 2021<sup>2</sup>

- **A total of 170,155,360 Covid-19 vaccines had been administered globally, as of February 14, 2021, of which 38,462,283 were administered in the review week. In terms of the geographical distribution, 34.2% were in the Americas (30.4% in the U.S.A.), 28.7% in Asia, 18.5% in Europe and 3.2% in the Middle East.**
- **Only six countries in Africa (Algeria, Egypt, Guinea, Mauritius, Morocco and Seychelles) have reported rolling out Covid-19 vaccinations to date. As of February 14, 2021, 904,956 vaccinations had been administered in Africa, which represents just 0.5% of the total global vaccinations. Morocco accounted for 94.5% of the vaccinations carried out in Africa to date. In respect of vaccines proportionate to population size, Seychelles administered vaccines to 48.9% of its population, taking third place globally after Israel (68.0%) and UAE (49.0%).**
- **Globally, the total number of confirmed Covid-19 cases reached 108,803,954: the majority of which (29.7%) were in Europe, followed by North America (29.2%), Asia (22.1%) and South America (15.5%).** The number of new cases reported globally in the review week amounted to 2,666,088, marking a 16.3% decline compared to the new cases recorded in the preceding week. A consistent daily decline in the number of new cases was observed in the past week. To date, 68,916,045 cases have recovered globally, representing 63.3% of confirmed global Covid-19 cases. The number of global deaths due to Coronavirus reached 2,399,577, of which 82,804 were recorded in the past week, which is a decline of 7.0% over the previous week. The number of global active cases showed an increment of 677,568 cases, in the review week, to reach 37,488,332.
- **Africa accounted for 3.4% of the total global cases, 4.1% of deaths, 4.8% of recovered cases and 1.0% of active cases as of February 14, 2021.**
- **As of Sunday, February 14, 2021, more than 33.4 million tests for Covid-19 had been administered in Africa, of which over 1.0 million were reported in the week under review.** The majority (26.0%) of these tests were conducted in South Africa, followed by Morocco (16.5%), Ethiopia (6.1%), Nigeria (4.2%), Kenya (3.7%), Zambia (3.0%), Egypt (3.0%), Rwanda (2.8%), Cameroon (2.8%) and Tunisia (2.8%), which collectively accounted for 70.9% of the tests conducted in Africa.
- **Considering tests in relation to population size, Botswana leads with 300,229 tests per 1 million people, followed by Mauritius (236,950), Seychelles (218,654), Gabon (215,740), Cabo Verde (221,095), Morocco (149,667), South Africa (146,641) and Eswatini (122,602).** The number of average tests per 1 million people in Africa stands at 24,990, which is an increase of 3.4% over the previous week.
- **As of February 14, 2021, the total number of confirmed cases in Africa reached 3,753,174. South Africa (39.7%), Morocco (12.7%), Tunisia (5.9%), Egypt (4.6%), Ethiopia (3.9%), Nigeria (3.9%), Libya (3.4%), Algeria (2.9%) and Kenya (2.7%) together account for 79.9% of the total cases in Africa.** The five countries with the lowest number of cases are

---

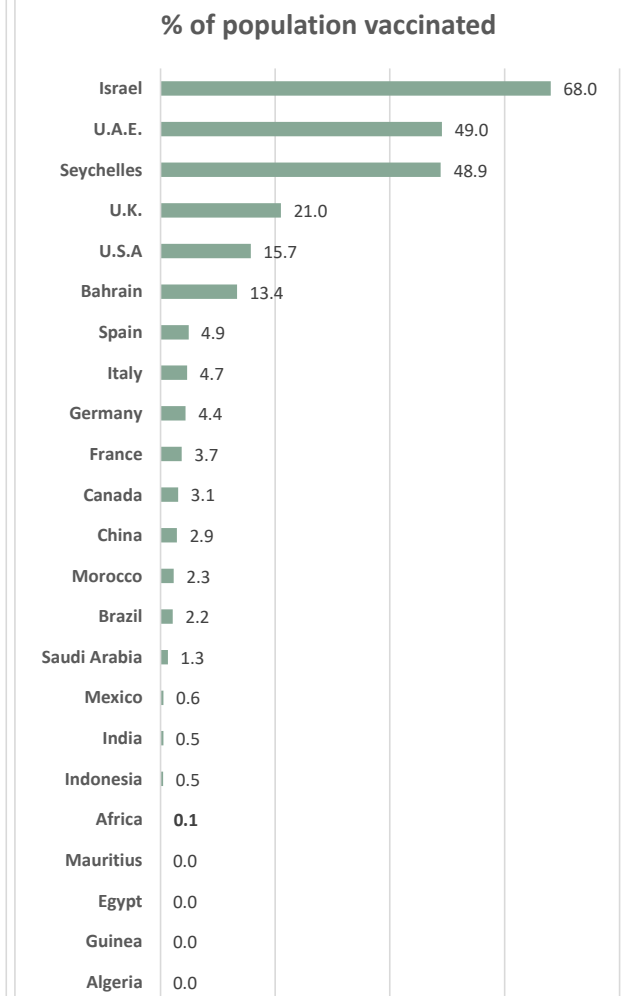
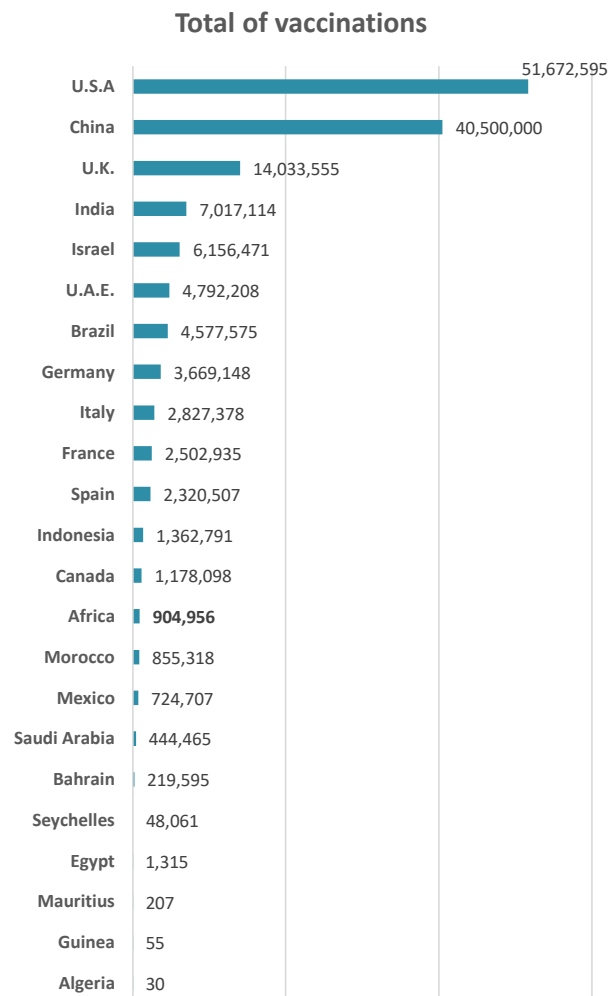
<sup>2</sup> Tanzania has not released data on Covid-19 since May 08, 2020.

Mauritius, São Tomé & Príncipe, Burundi, Seychelles and Liberia, with cases ranging between 595 in Mauritius and 1,956 in Liberia, thus collectively accounting for 0.2% of the confirmed cases in Africa. Considering population size, Cabo Verde, South Africa, Seychelles, Tunisia and Libya are the five countries with the highest number of confirmed cases per million people; rates ranging from 26,802 in Cabo Verde to 18,792 in Libya. The average cases per million, for Africa, stands at 2,869, which is much lower than the global average of 14,178.

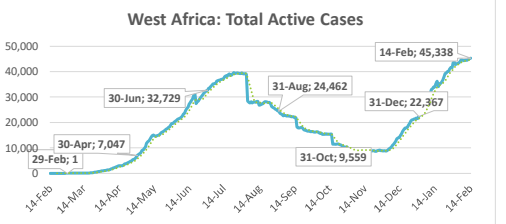
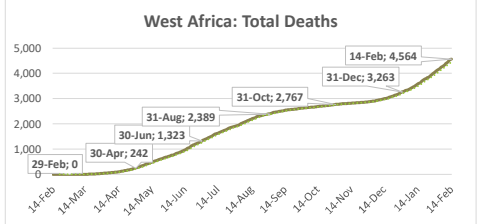
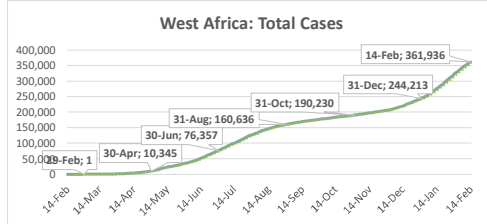
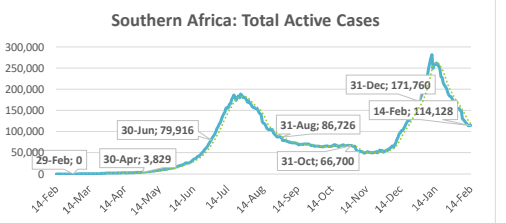
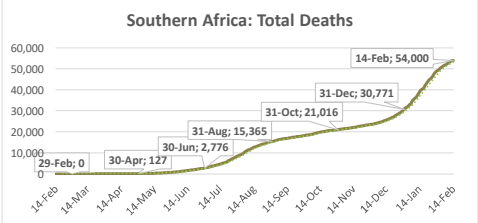
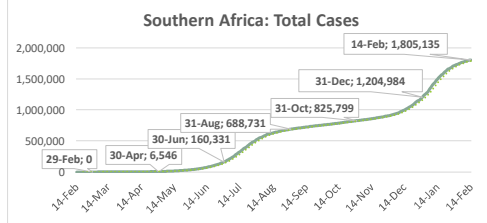
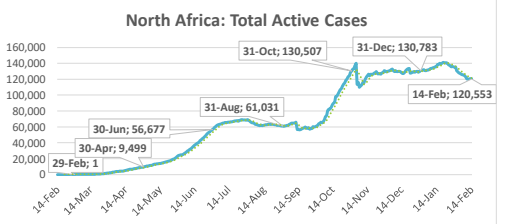
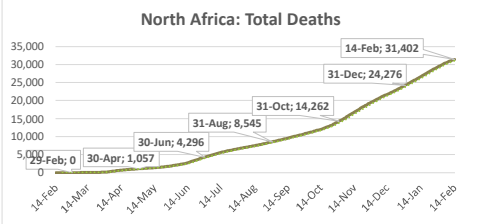
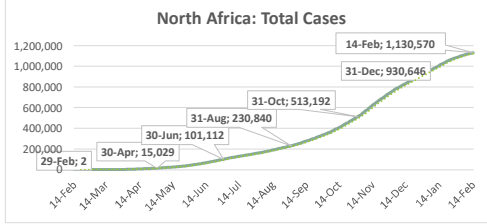
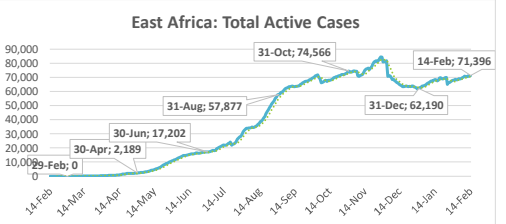
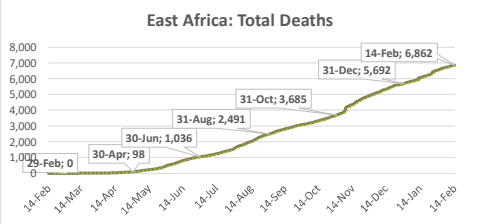
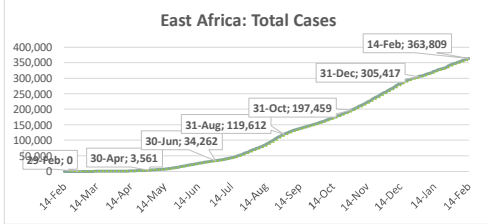
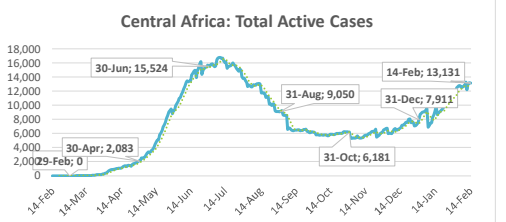
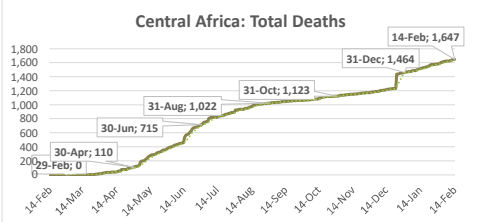
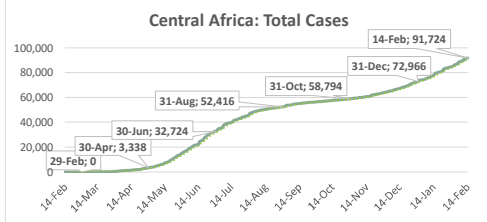
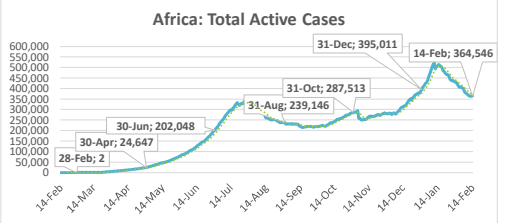
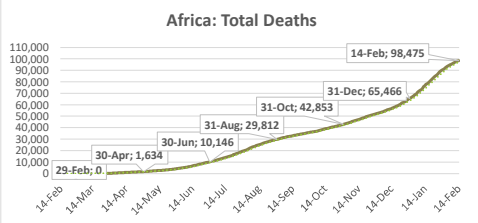
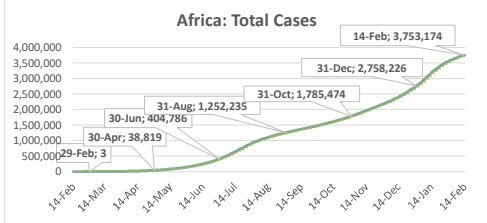
- **In the week under review, a total of 82,911 new cases were reported in Africa, which is a 17.6% decline compared to the new cases recorded in the previous week. These new cases in Africa account for 3.1% of the weekly new cases recorded globally.** The Southern Africa region accounted for 41.7% of the weekly new cases in Africa, followed by North Africa (22.4%), West Africa (20.8%), East Africa (11.3%) and Central Africa (3.8%).
- **As of February 14, 2021, a total of 98,475 deaths had been reported in Africa since the start of the pandemic, of which 54.8% were in Southern Africa, 31.9% in North Africa, 7.0% in East Africa, 4.6% in West Africa and 1.7% in Central Africa.** South Africa, Egypt, Morocco, Tunisia and Algeria are the five countries with the highest number of reported deaths due to Covid-19 since the start of the pandemic, ranging from 47,899 in South Africa to 2,939 in Algeria. A total of 3,379 new deaths were reported in Africa in the week under review, which is a decline of 18.1% compared to the preceding week.
- **The case fatality rate (CFR), i.e. deaths per confirmed cases for Africa, is 2.6% in the review period, which is higher than the global CFR rate of 2.2%.** Regionally, West Africa has the lowest CFR at 1.3%, followed by Central Africa at 1.8% and East Africa at 1.9%, while North Africa at 2.8% and Southern Africa at 3.0% recorded higher CFR than the African average and saw higher rates in the review week. As of February 14, 2021, 16 African countries, namely Sudan (6.2%), Egypt (5.7%), Liberia (4.3%), Mali (4.2%), Zimbabwe (4.0%), Comoros (3.9%), Eswatini (3.8%), Niger (3.6%), Chad (3.5%), Tunisia (3.4%), Malawi (3.3%), South Africa (3.2%), The Gambia (3.1%), DRC (2.9%), Somalia (2.9%) and Algeria (2.7%) recorded CRFs higher than the average for Africa.
- **As of February 14, 2021, the number of recovered cases in Africa reached 3,290,153, which is 87.7% of its total confirmed cases.** Regionally, the recovery rates were 90.7% for Southern Africa, 86.6% for North Africa, 86.2% for West Africa, 83.9% for Central Africa and 78.5% for East Africa. In the week under review 97,464 newly recovered cases were reported.
- **The total number of active cases in Africa at February 14 stands at 364,546, which is a decline of 17,932 cases over the previous week.** Active cases in Africa have been on a continuous decline over the past month. Currently, 54.4% of the active cases are accounted to just six countries, namely South Africa (55,587), Tunisia (33,279), Algeria (31,773), Egypt (28,859), Uganda (25,171) and Nigeria (23,594).
- **From a regional perspective, North Africa accounts for 33.1% of active cases in Africa,** Southern Africa (31.3%), East Africa (19.6%), West Africa (12.4%) and Central Africa (3.6%). North and Southern Africa jointly account for about 64.4% of all active cases in Africa.

## Summary of COVID-19 vaccinations tracking in the Word: Situation for the week ending 14 February 2021

	Vaccinations				
	Total vaccinations	% of population vaccinated	New vaccinations for the week of 14 Feb.	New vaccinations for the week of 07 Feb.	Weekly change
<b>World</b>	<b>170,155,360</b>	<b>2.2</b>	<b>38,462,283</b>	<b>30,430,518</b>	<b>8,031,765</b>
<b>Africa</b>	<b>904,956</b>	<b>0.1</b>	<b>400,238</b>	<b>470,197</b>	<b>-69,959</b>
Algeria	30	0.0	0	30	-30
Egypt	1,315	0.0	0	0	0
Guinea	55	0.0	0	0	0
Mauritius	207	0.0	0	207	-207
Morocco	855,318	2.3	391,352	463,966	-72,614
Seychelles	48,061	48.9	8,886	6,231	2,655
<b>Americas</b>					
Brazil	4,577,575	2.2	1,348,556	1,647,967	-299,411
Canada	1,178,098	3.1	116,378	105,113	11,265
Mexico	724,707	0.6	14,509	47,981	-33,472
U.S.A	51,672,595	15.7	11,387,987	10,156,979	1,231,008
<b>Asia</b>					
China	40,500,000	2.9	9,300,000	7,200,000	2,100,000
India	7,017,114	0.5	1,241,792	2,030,988	-789,196
Indonesia	1,362,791	0.5	439,342	407,768	31,574
<b>Europe</b>					
France	2,502,935	3.7	393,294	617,993	-224,699
Germany	3,669,148	4.4	553,026	798,964	-245,938
Israel	6,156,471	68.0	611,308	695,968	-84,660
Italy	2,827,378	4.7	280,465	588,222	-307,757
Spain	2,320,507	4.9	332,347	513,971	-181,624
U.K.	14,033,555	21.0	1,507,820	3,057,353	-1,549,533
<b>Middle East</b>					
Bahrain	219,595	13.4	37,052	12,110	24,942
Saudi Arabia	444,465	1.3	1,312	3,153	-1,841
U.A.E.	4,792,208	49.0	478,340	979,706	-501,366



Summary of COVID-19 tracking in Africa: Situation for the week ending 14 February 2021																			
	Date of first case	Cases				Deaths				Recovered				Active				Test	
		Total cases	New cases for the week of	New cases for the week of	Weekly change from Previous week	Total deaths	New deaths for the week of	New deaths for the week of	Weekly change from Previous week	Total Recovered	New recovered for the week of	New recovered for the week of	Weekly change from Previous week	Active cases	New active for the week of	New active for the week of	Weekly change from Previous week	Total tests	Tests Per million People
			14 Feb.	07 Feb.	14 Feb.		07 Feb.	14 Feb.	07 Feb.		14 Feb.	07 Feb.	14 Feb.		07 Feb.	14 Feb.	07 Feb.		
World	31-Dec	108,803,954	2,666,088	3,186,526	-520,438	2,399,577	82,804	89,008	-6,204	68,916,045	1,905,716	2,119,358	-213,642	37,488,332	677,568	978,160	-300,592	1,535,195,824	196,951
Africa	14-Feb	3,753,174	82,911	100,646	-17,735	98,475	3,379	4,125	-746	3,290,153	97,464	140,941	-43,477	364,546	-17,932	-44,420	-26,488	33,457,747	24,990
Central Africa	6-Mar	91,724	3,150	3,678	-528	1,647	25	37	-12	76,946	2,551	2,578	-27	13,131	574	1,063	-489	1,849,151	12,621
East Africa	13-Mar	363,809	9,396	8,875	521	6,862	140	155	-15	285,551	7,479	7,207	272	71,396	1,777	1,513	264	5,722,103	15,239
North Africa	14-Feb	1,130,570	18,568	23,404	-4,836	31,402	850	1,017	-167	978,615	22,638	32,009	-9,371	120,553	-4,920	-9,622	4,702	8,535,086	41,345
Southern Africa	5-Mar	1,805,135	34,579	46,274	-11,695	54,000	2,102	2,688	-586	1,637,007	48,681	81,685	-33,004	114,128	-16,204	-38,099	21,895	12,567,348	58,951
West Africa	28-Feb	361,936	17,218	18,415	-1,197	4,564	262	228	34	312,034	16,115	17,462	-1,347	45,338	841	725	116	4,784,059	12,044



.....: 7-day moving average

---

---

# Central Africa

---

---

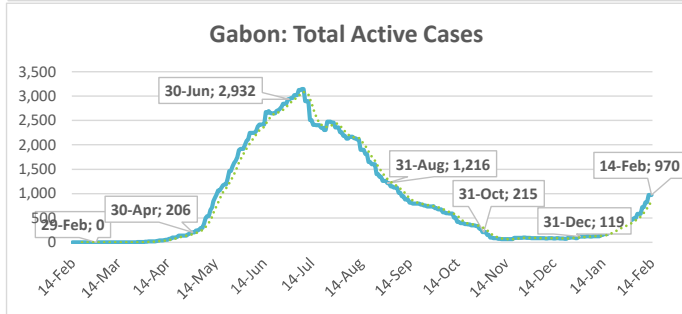
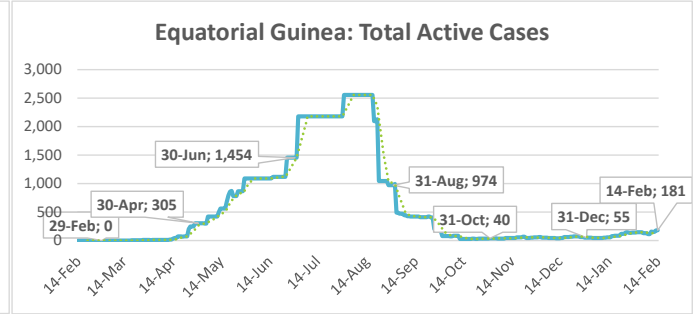
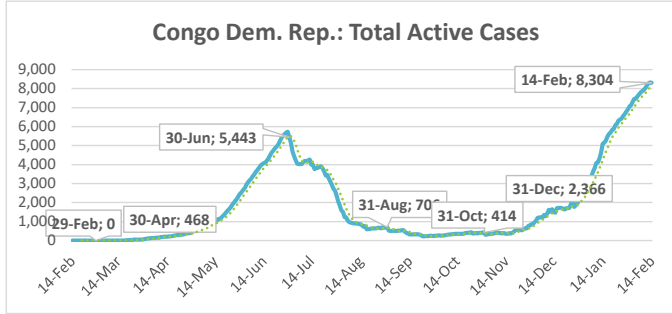
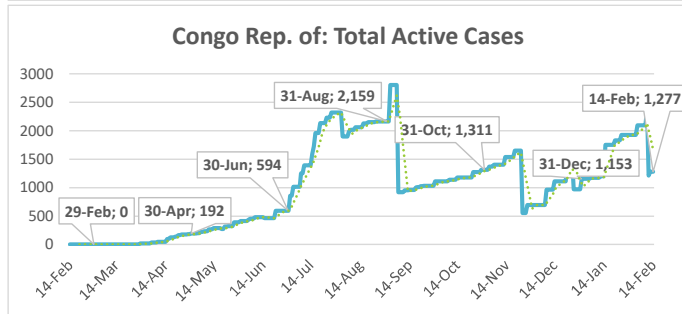
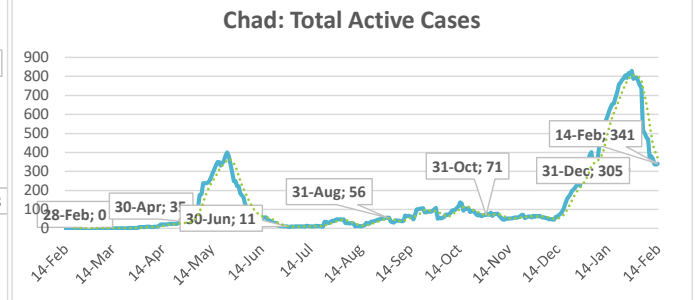
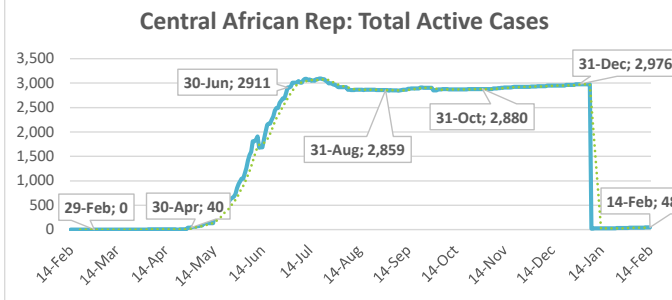
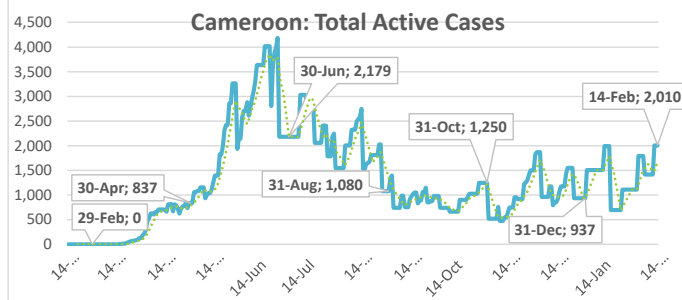
## **Highlights of the Covid-19 Situation in Central Africa as of February 14, 2021**

- **As of Sunday, February 14, 2021, the number of total cases in the Central Africa region reached 91,724.** The region reported 3,150 new cases in the review week, which is 14.4% lower compared to the number of new cases reported in the preceding week. The total number of deaths reported reached 1,647, recording 25 new deaths in the review week. The number of total recovered cases reached 76,946, of which 2,551 were newly recovered cases during the review week. The total number of active cases stands at 13,131, which is an increase of 574 cases in the review week.
- **Cameroon accounted for 35.0% of the total cases, while Gabon accounted for 35.6% of the new cases in the region during the week under review.** Chad has the lowest number of total cases in the region at 3,645.
- **The average case fatality rate (CFR) for the region stands at 1.8%. The highest CFR in the region was reported in Chad at 3.5% and the lowest in Gabon at 0.6%.**



# Summary of COVID-19 tracking in Central Africa: Situation for the week ending 14 February 2021

	Date of first case	Cases				Deaths				Recovered				Active				Test	
		Total cases	New cases for the week of	New cases for the week of	Weekly change	Total deaths	New deaths for the week of	New deaths for the week of	Weekly change from Previous week	Total Recovered	New recovered for the week of	New recovered for the week of	Weekly change from Previous week	Active cases	New active for the week of	New active for the week of	Weekly change from Previous week	Total tests	Tests Per million People
			14 Feb.	07 Feb.			14 Feb.	07 Feb.			14 Feb.	07 Feb.			14 Feb.	07 Feb.			
Central Africa	6-Mar	91,724	3,150	3,678	-528	1,647	25	37	-12	76,946	2,551	2,578	-27	13,131	574	1,063	-489	1,849,151	12,621
Cameroon	6-Mar	32,098	704	1,777	-1,073	479	5	12	-7	29,609	108	1,456	-1,348	2,010	591	309	-282	935,330	35,234
Central African Rep.	15-Mar	4,996	7	8	-1	63	0	0	0	4,885	0	0	0	48	7	8	-1	36,752	7,609
Chad	19-Mar	3,645	148	121	27	129	4	7	-3	3,175	280	431	-151	341	-136	-317	181	91,358	5,562
Congo Rep. of	15-Mar	8,419	359	173	186	123	1	5	-4	7,019	1,173	0	1,173	1,277	-815	168	-983	92,500	16,763
Congo Dem. Rep.	10-Mar	24,295	696	828	-132	693	12	10	2	15,298	185	82	103	8,304	499	736	-237	119,424	1,333
Equatorial Guinea	14-Mar	5,694	116	62	54	87	1	0	1	5,426	68	72	-4	181	47	-10	57	93,607	66,720
Gabon	12-Mar	12,577	1,120	709	411	73	2	3	-1	11,534	737	537	200	970	381	169	212	480,180	215,740



.....: 7-day moving average

---

---

# **East Africa**

---

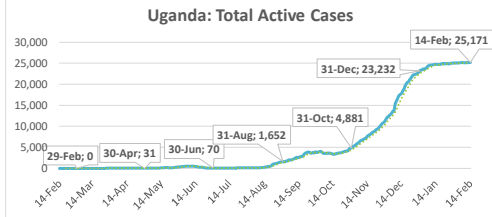
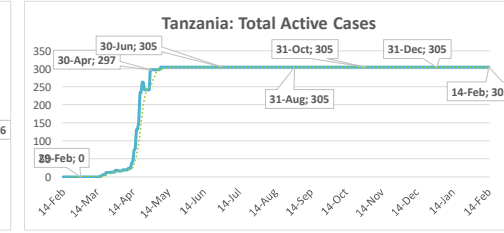
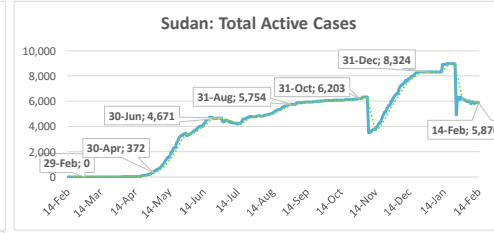
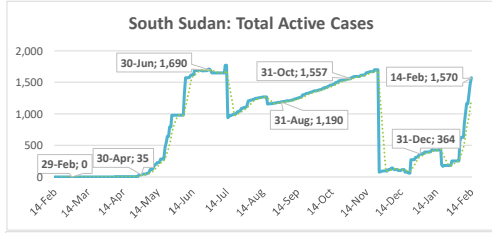
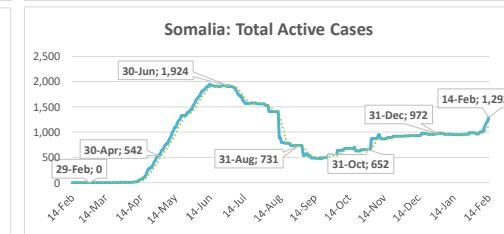
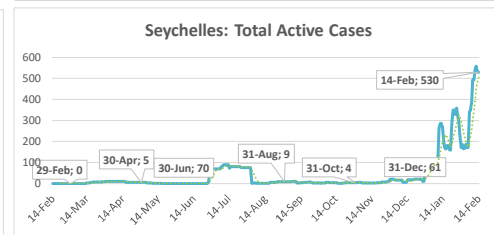
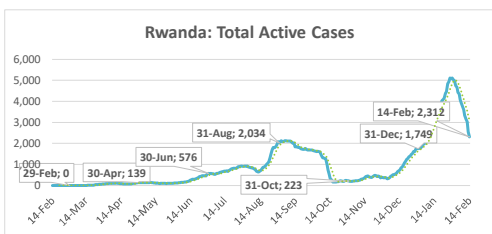
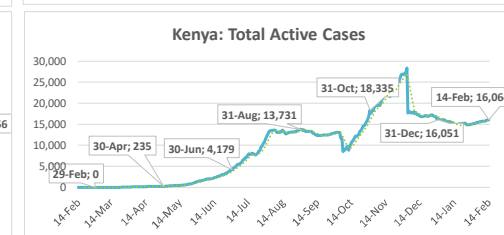
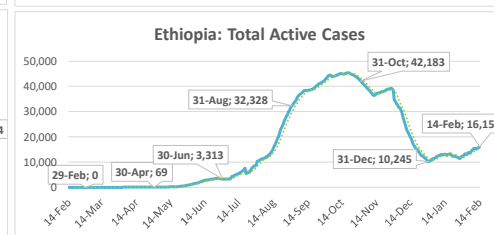
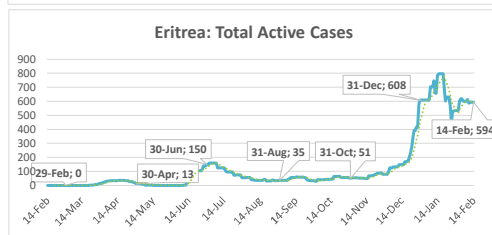
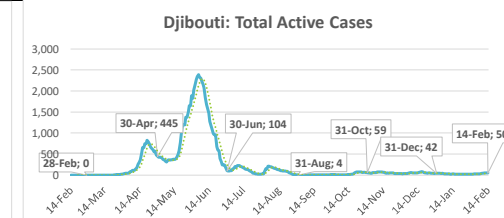
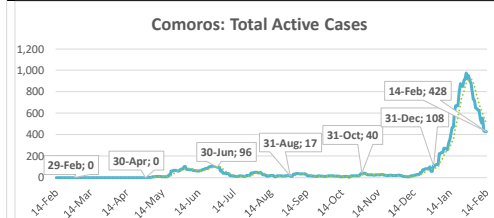
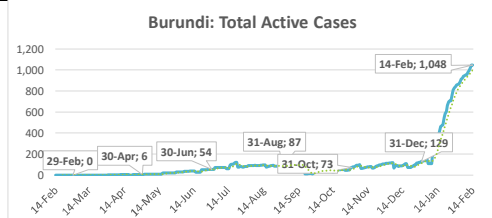
---

## **Highlights of the Covid-19 Situation in East Africa as of February 14, 2021**

- **As of Sunday, February 14, 2021, the number of total cases in the East Africa region reached 363,809.** The region reported 9,396 new cases in the review week, which is a 5.9% increase compared to the number of new cases reported in the preceding week. The total number of deaths reported reached 6,862, recording 140 new deaths in the review week. The number of total recovered cases reached 285,551, of which 7,479 were newly recovered cases during the review week. The total number of active cases stands at 71,396, which is an increase of 1,777 cases in the review week.
- **Ethiopia accounted for 40.4% of the total cases and 50.6% of the new cases in the region during the week under review.** Burundi has the lowest number of total cases in the region at 1,824.
- **The average case fatality rate (CFR) for the region stands at 1.9%. The highest CFR in the region was reported in Sudan at 6.2% and the lowest in Burundi at 0.2%.**

# Summary of COVID-19 tracking in East Africa: Situation for the week ending 14 February 2021

	Date of first case	Cases				Deaths				Recovered				Active				Test	
		Total cases	New cases for the week of	New cases for the week of	Weekly change	Total deaths	New deaths for the week of	New deaths for the week of	Weekly change from Previous week	Total Recovered	New recovered for the week of	New recovered for the week of	Weekly change from Previous week	Active cases	New active for the week of	New active for the week of	Weekly change from Previous week	Total tests	Tests Per million People
		14 Feb.	07 Feb.	14 Feb.	07 Feb.	14 Feb.	07 Feb.	14 Feb.	07 Feb.	14 Feb.	07 Feb.	14 Feb.	07 Feb.	14 Feb.	07 Feb.	14 Feb.	07 Feb.	14 Feb.	07 Feb.
East Africa	13-Mar	363,809	9,396	8,875	521	6,862	140	155	-15	285,551	7,479	7,207	272	71,396	1,777	1,513	264	5,722,103	15,239
Burundi	31-Mar	1,824	101	91	10	3	0	1	-1	773	0	0	0	1,048	101	90	11	116,794	9,822
Comoros	2-May	3,334	246	362	-116	129	17	19	-2	2,777	430	616	-186	428	-201	-273	72	6,227	7,161
Djibouti	18-Mar	5,971	24	15	9	63	0	0	0	5,858	6	7	-1	50	18	8	10	112,054	113,415
Eritrea	21-Mar	2,429	103	191	-88	7	0	0	0	1,828	109	125	-16	594	-6	66	-72	23,693	6,681
Ethiopia	13-Mar	147,092	4,754	4,688	66	2,194	46	55	-9	128,742	3,123	2,757	366	16,156	1,585	1,876	-291	2,046,852	17,804
Kenya	13-Mar	102,867	1,048	1,046	2	1,795	16	16	0	85,008	647	454	193	16,064	385	576	-191	1,241,368	23,086
Rwanda	14-Mar	17,343	892	1,147	-255	239	19	24	-5	14,792	2,450	2,255	195	2,312	-1,577	-1,132	-445	947,907	73,185
Seychelles	15-Mar	1,892	379	308	71	8	1	3	-2	1,354	196	143	53	530	182	162	20	21,504	218,654
Somalia	16-Mar	5,183	321	78	243	152	18	4	14	3,739	19	54	-35	1,292	284	20	264	83,486	5,253
South Sudan	5-Apr	5,413	1,058	426	632	74	8	2	6	3,769	106	50	56	1,570	944	374	570	105,002	9,380
Sudan	13-Mar	29,933	299	254	45	1,849	14	28	-14	22,208	222	576	-354	5,876	63	-350	419	158,804	3,622
Tanzania	16-Mar	509	...	...	...	21	...	...	...	183	...	...	...	305	...	...	...	3,880	65
Uganda	21-Mar	40,019	171	269	-98	328	1	3	-2	14,520	171	170	1	25,171	-1	96	-97	854,532	18,682



.....: 7-day moving average

---

---

# **North Africa**

---

---

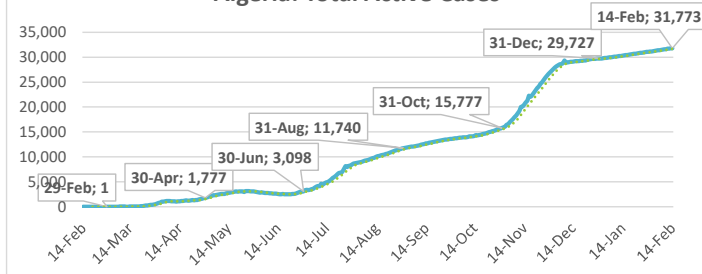
## **Highlights of the Covid-19 Situation in North Africa as of February 14, 2021**

- **As of Sunday, February 14, 2021, the number of total cases in the North Africa region reached 1,130,570.** The region reported 18,568 new cases in the review week, which is a 20.7% decline compared to the new cases reported in the preceding week. The total number of deaths reported reached 31,402, recording 850 new deaths in the review week. The number of total recovered cases reached 978,615, of which 22,638 were newly recovered cases during the review week. The total number of active cases stands at 120,553, which is a decline of 4,920 cases in the review week.
- **Morocco accounted for 42.3% of the total cases, while Tunisia accounted for 33.2% of the new cases in the region during the week under review.** Mauritania has the lowest number of total cases in the region at 16,974.
- **The average case fatality rate (CFR) for the region increased to 2.8%, in the review week. The highest CFR in the region was reported in Egypt at 5.7% and the lowest in Libya at 1.6%.**

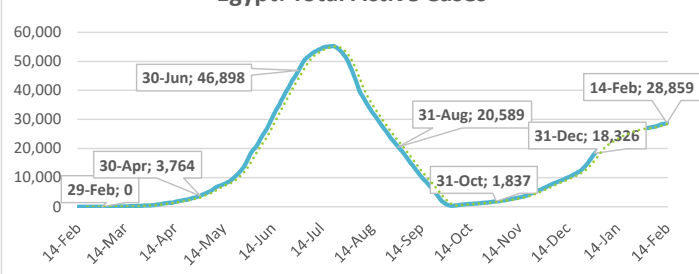
### Summary of COVID-19 tracking in North Africa: Situation for the week ending 14 February 2021

	Date of first case	Cases				Deaths				Recovered				Active				Test	
		Total cases	New cases for the week of	New cases for the week of	Weekly change	Total deaths	New deaths for the week of	New deaths for the week of	Weekly change from Previous week	Total Recovered	New recovered for the week of	New recovered for the week of	Weekly change from Previous week	Active cases	New active for the week of	New active for the week of	Weekly change from Previous week	Total tests	Tests Per million People
			14 Feb.	07 Feb.			14 Feb.	07 Feb.			14 Feb.	07 Feb.			14 Feb.	07 Feb.			
North Africa	14-Feb	1,130,570	18,568	23,404	-4,836	31,402	850	1,017	-167	978,615	22,638	32,009	-9,371	120,553	-4,920	-9,622	4,702	8,535,086	41,345
Algeria	26-Feb	110,711	1,623	1,749	-126	2,939	25	23	2	75,999	1,307	1,348	-41	31,773	291	378	-87	230,553	5,258
Egypt	14-Feb	173,813	4,173	3,689	484	9,994	343	335	8	134,960	2,585	2,739	-154	28,859	1,245	615	630	1,000,000	9,772
Libya	25-Mar	127,354	3,328	5,395	-2,067	2,018	65	76	-11	110,143	5,604	5,833	-229	15,193	-2,341	-514	-1,827	694,275	101,040
Mauritania	14-Mar	16,974	167	172	-5	430	4	4	0	16,240	235	329	-94	304	-72	-161	89	158,510	34,091
Morocco	5-Mar	478,474	3,119	4,198	-1,079	8,477	83	119	-36	458,852	4,348	5,344	-996	11,145	-1,312	-1,265	-47	5,524,304	149,667
Tunisia	5-Mar	223,244	6,158	8,201	-2,043	7,544	330	460	-130	182,421	8,559	16,416	-7,857	33,279	-2,731	-8,675	5,944	927,444	78,473

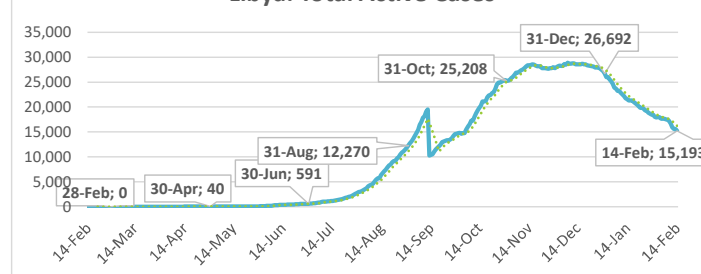
Algeria: Total Active Cases



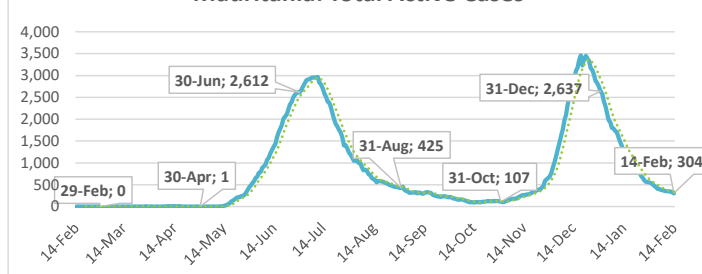
Egypt: Total Active Cases



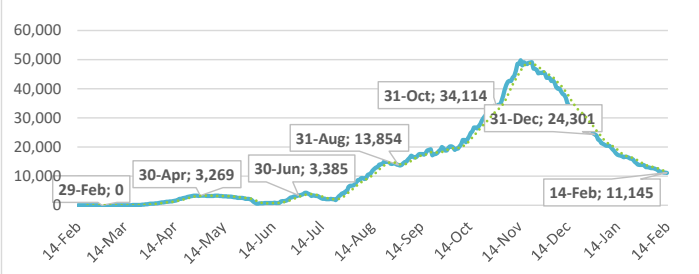
Libya: Total Active Cases



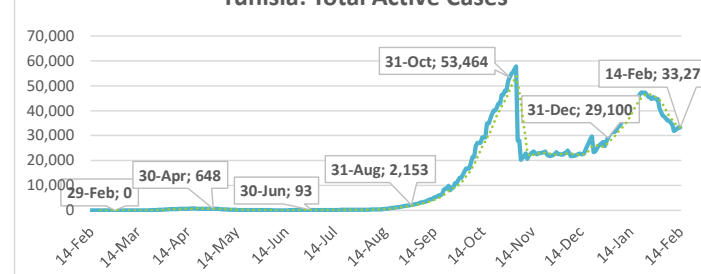
Mauritania: Total Active Cases



Morocco: Total Active Cases



Tunisia: Total Active Cases



.....: 7-day moving average

---

---

# **Southern Africa**

---

---



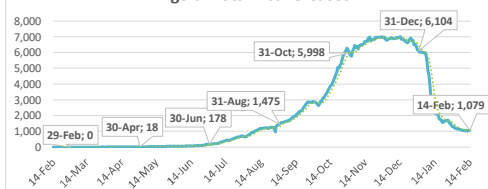
## **Highlights of the Covid-19 Situation in Southern Africa as of February 14, 2021**

- **As of Sunday, February 14, 2021, the number of total cases in the Southern Africa region reached 1,805,135.** The region reported 34,579 new cases in the review week, which is a 25.3% decline compared to the new cases reported in the preceding week. The total number of deaths reported reached 54,000, recording 2,102 new deaths in the review week. The number of total recovered cases reached 1,637,007, of which 48,681 were newly recovered cases during the review week. The total number of active cases stands at 114,128, which is a decline of 16,204 cases in the review week.
- **South Africa accounted for 82.6% of the total cases and 45.3% of the new cases in the region during the week under review.** Mauritius has the lowest number of total cases in the region at 595.
- **The average case fatality rate (CFR) for the region increased to 3.0%, in the review week. The highest CFR in the region was reported in Zimbabwe at 4.0% and the lowest in Botswana at 0.8%.**

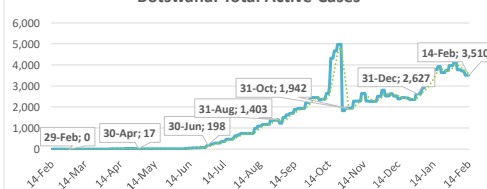
Summary of COVID-19 tracking in Southern Africa: Situation for the week ending 14 February 2021

	Date of first case	Cases				Deaths				Recovered				Active				Test	
		Total cases	New cases for the week of	New cases for the week of	Weekly change	Total deaths	New deaths for the week of	New deaths for the week of	Weekly change from Previous week	Total Recovered	New recovered for the week of	New recovered for the week of	Weekly change from Previous week	Active cases	New active for the week of	New active for the week of	Weekly change from Previous week	Total tests	Tests Per million People
		14 Feb.	07 Feb.	14 Feb.	07 Feb.	14 Feb.	07 Feb.	14 Feb.	07 Feb.	14 Feb.	07 Feb.	14 Feb.	07 Feb.	14 Feb.	07 Feb.	14 Feb.	07 Feb.	14 Feb.	07 Feb.
Southern Africa	5-Mar	1,805,135	34,579	46,274	-11,695	54,000	2,102	2,688	-586	1,637,007	48,681	81,685	-33,004	114,128	-16,204	-38,099	21,895	12,567,348	58,951
Angola	27-Mar	20,366	280	290	-10	492	17	9	8	18,795	255	505	-250	1,079	8	-224	232	369,532	11,244
Botswana	16-Mar	24,926	1,423	2,210	-787	202	39	29	10	21,214	1,640	2,376	-736	3,510	-256	-195	-61	706,026	300,229
Eswatini	14-Mar	16,535	331	493	-162	630	26	39	-13	12,252	638	1,136	-498	3,653	-333	-682	-349	142,238	122,602
Lesotho	13-Mar	9,965	585	716	-131	230	47	11	36	2,940	234	154	80	6,795	304	551	-247	54,404	25,396
Madagascar	20-Mar	19,598	238	295	-57	292	7	4	3	18,915	425	275	150	391	-194	16	-210	116,740	4,216
Malawi	2-Apr	29,035	1,840	3,232	-1,392	952	96	154	-58	13,607	2,011	2,981	-970	14,476	-267	97	-364	171,195	8,949
Mauritius	18-Mar	595	11	15	-4	10	0	0	0	546	6	12	-6	39	5	-3	2	301,345	236,950
Mozambique	27-Mar	50,265	5,665	5,946	-281	535	75	93	-18	31,699	4,537	3,207	1,330	18,031	1,053	2,646	-1,593	383,085	12,257
Namibia	14-Mar	35,952	979	1,029	-50	388	13	23	-10	34,141	687	1,076	-389	1,423	279	-70	-349	283,081	111,410
São Tomé & Príncipe	6-Apr	1,482	131	94	-37	19	1	1	0	1,106	46	37	9	357	84	56	28	11,592	52,893
South Africa	5-Mar	1,491,807	15,672	22,374	-6,702	47,899	1,609	2,126	-517	1,388,321	28,117	60,584	-32,467	55,587	-14,054	-40,336	26,282	8,697,066	146,641
Zambia	18-Mar	69,437	6,804	8,416	-1,612	951	98	90	-8	62,870	8,035	6,835	1,200	5,616	-1,329	1,491	-2,820	1,018,362	55,394
Zimbabwe	25-Mar	35,172	620	1,164	-544	1,400	74	109	-35	30,601	2,050	2,507	-457	3,171	-1,504	-1,452	-52	312,682	21,038

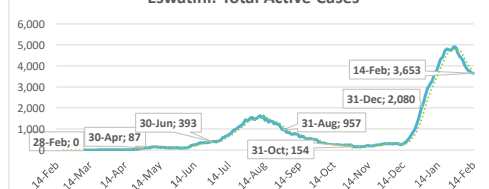
Angola: Total Active Cases



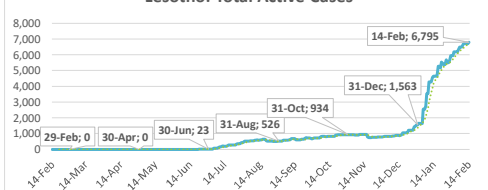
Botswana: Total Active Cases



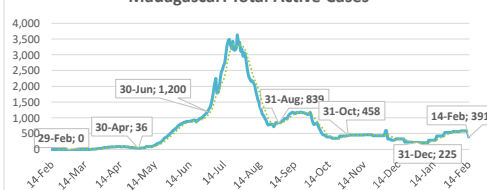
Eswatini: Total Active Cases



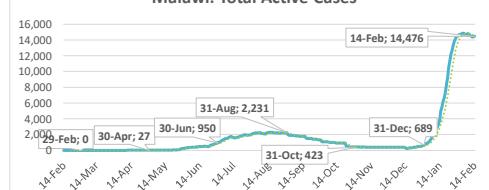
Lesotho: Total Active Cases



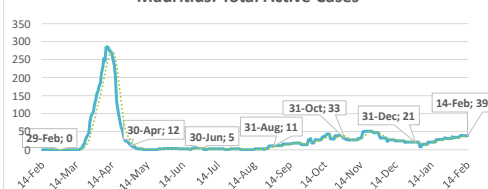
Madagascar: Total Active Cases



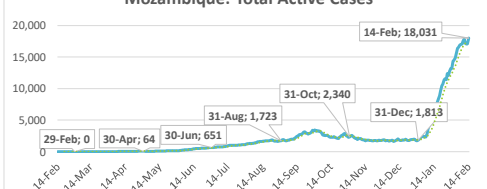
Malawi: Total Active Cases



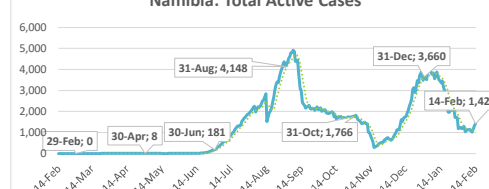
Mauritius: Total Active Cases



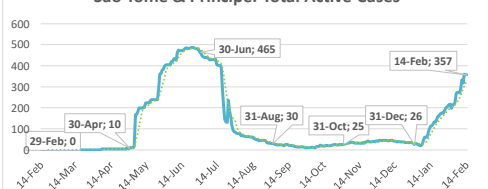
Mozambique: Total Active Cases



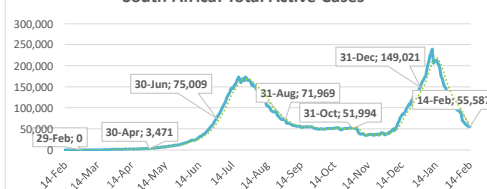
Namibia: Total Active Cases



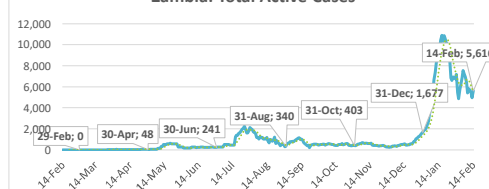
São Tomé &amp; Príncipe: Total Active Cases



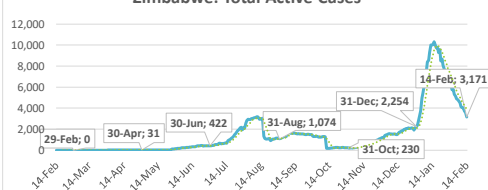
South Africa: Total Active Cases



Zambia: Total Active Cases



Zimbabwe: Total Active Cases



.....: 7-day moving average

---

---

# **West Africa**

---

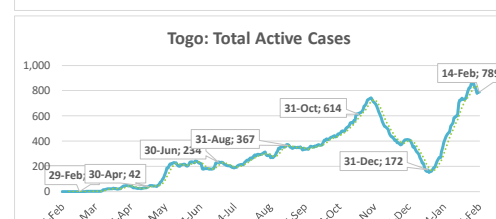
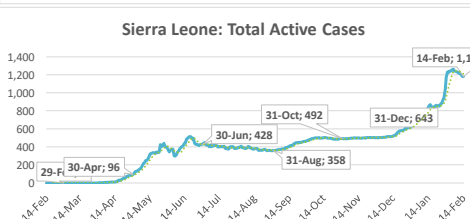
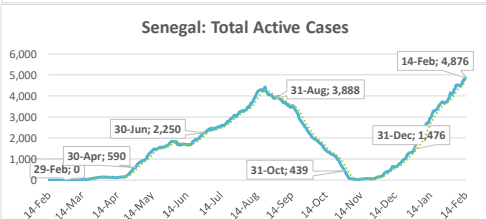
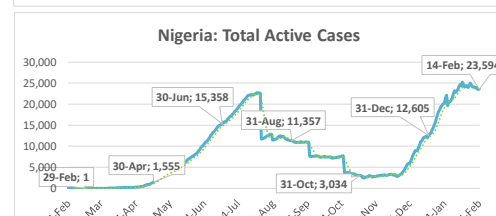
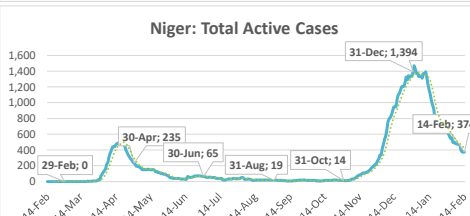
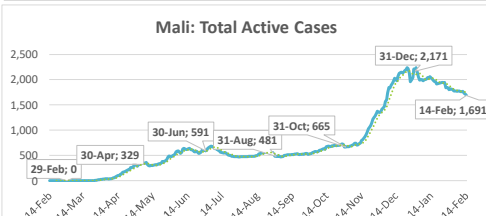
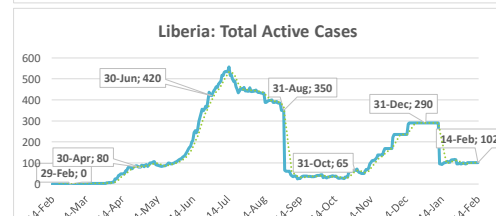
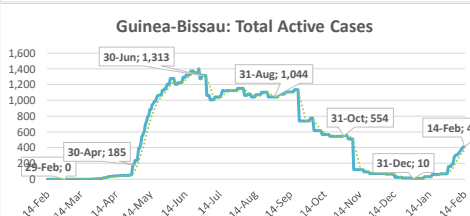
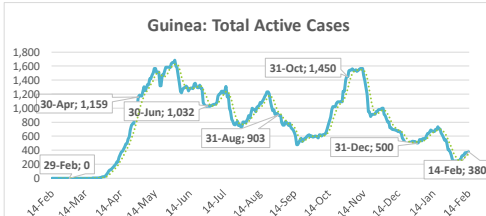
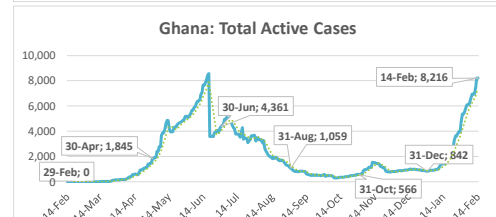
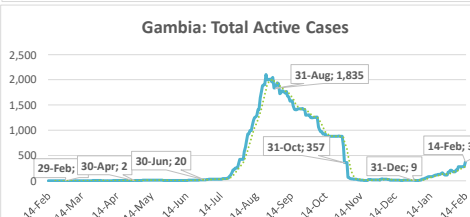
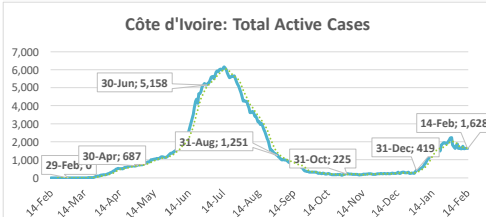
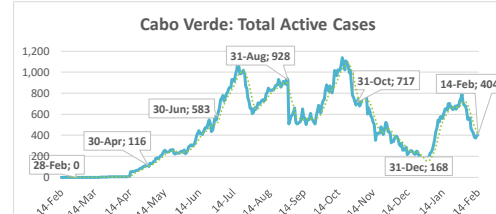
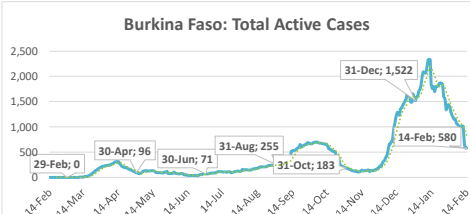
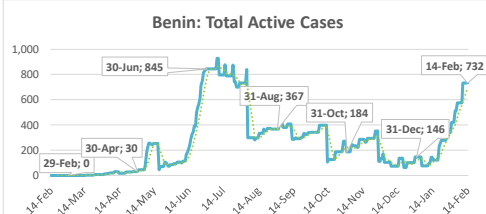
---

## **Highlights of the Covid-19 Situation in West Africa as of February 14, 2021**

- **As of Sunday, February 14, 2021, the number of total cases in the West Africa region reached 361,936.** The region reported 17,218 new cases in the review week, which is a 6.5% decline compared to the new cases reported in the preceding week. The total number of deaths reported reached 4,564, recording 262 new deaths in the review week. The number of total recovered cases reached 312,034, of which 16,115 were newly recovered cases during the review week. The total number of active cases stands at 45,338, which is an increase of 841 cases in the review week.
- **Nigeria accounted for 40.4% of the total cases and 37.4% of the new cases in the region during the week under review.** Liberia has the lowest number of total cases in the region at 1,956.
- **The average case fatality rate (CFR) for the region stands at 1.3%. The highest CFR in the region was reported in Liberia at 4.3% and the lowest in Côte d'Ivoire and Guinea at 0.6%.**

# Summary of COVID-19 tracking in West Africa: Situation for the week ending 14 February 2021

	Date of first case	Cases				Deaths				Recovered				Active				Test	
		Total cases	New cases for the week of	New cases for the week of	Weekly change	Total deaths	New deaths for the week of	New deaths for the week of	Weekly change from Previous week	Total Recovered	New recovered for the week of	New recovered for the week of	Weekly change from Previous week	Active cases	New active for the week of	New active for the week of	Weekly change from Previous week	Total tests	Tests Per million People
			14 Feb.	07 Feb.			14 Feb.	07 Feb.			14 Feb.	07 Feb.			14 Feb.	07 Feb.			
West Africa	28-Feb	361,936	17,218	18,415	-1,197	4,564	262	228	34	312,034	16,115	17,462	-1,347	45,338	841	725	116	4,784,059	12,044
Benin	16-Mar	4,560	367	300	67	56	1	3	-2	3,772	209	142	67	732	157	155	2	443,877	36,614
Burkina Faso	9-Mar	11,588	303	603	-300	138	4	14	-10	10,870	741	876	-135	580	-442	-287	-155	148,721	7,115
Cabo Verde	20-Mar	14,741	318	353	-35	139	4	1	3	14,198	475	579	-104	404	-161	-227	-66	122,926	221,095
Côte d'Ivoire	11-Mar	31,140	1,315	1,426	-111	174	12	8	4	29,338	1,357	1,974	-617	1,628	-54	-556	502	385,616	14,619
Gambia, The	18-Mar	4,414	177	147	30	138	4	6	-2	3,901	15	94	-79	375	158	47	111	38,070	15,753
Ghana	12-Mar	75,836	5,068	3,758	1,310	533	76	41	35	67,087	3,128	2,723	405	8,216	1,864	994	870	832,760	26,800
Guinea	13-Mar	14,967	280	141	139	85	1	2	-1	14,502	157	137	20	380	122	2	120	338,205	25,753
Guinea-Bissau	27-Mar	2,924	144	146	-2	46	0	1	-1	2,464	37	0	37	414	107	145	-38	48,229	24,507
Liberia	16-Mar	1,956	0	17	-17	84	0	0	0	1,770	0	10	-10	102	0	7	-7	67,081	13,263
Mali	25-Mar	8,229	53	85	-32	342	4	8	-4	6,196	130	121	9	1,691	-81	-44	-37	187,019	9,235
Niger	20-Mar	4,695	83	95	-12	169	4	6	-2	4,152	182	215	-33	374	-103	-126	23	77,438	3,199
Nigeria	28-Feb	146,184	6,436	8,506	-2,070	1,752	85	81	4	120,838	7,313	8,536	-1,223	23,594	-962	-111	-851	1,398,630	6,785
Senegal	2-Mar	31,007	2,247	2,237	10	748	66	54	12	25,383	1,824	1,589	235	4,876	357	594	-237	358,488	21,410
Sierra Leone	31-Mar	3,821	36	192	-156	79	0	0	0	2,559	93	184	-91	1,183	-57	8	-65	116,448	14,598
Togo	6-Mar	5,874	391	409	-18	81	1	3	-2	5,004	454	282	172	789	-64	124	-188	220,551	26,641



.....: 7-day moving average