



AFRICAN DEVELOPMENT BANK GROUP

Weekly Data Flash on Covid-19 in Africa¹:

The situation as of Sunday, February 21, 2021

Statistics Department (ECST)

¹ This briefing note has been prepared by Roza Mamuye Bora, Senior Statistician; Anouar Chaouch, Statistician; Soumaila Karambiri, Statistical Assistant; Regis Hauhouot Stephane, Statistical Assistant and Desire Lakpa Guy, Statistical Assistant, under the supervision of Louis Kouakou, Division Manager ECST.1 and the guidance of Charles Leyeka Lufumpa, Director ECST.

For more information on Covid-19, please visit the Bank's Africa Information Highway
<https://africacovid.opendataforafrica.org/>.

Contents

	Page
Highlights of the Covid-19 Situation in Africa as of February 21, 2021	1
Data Annexes: Africa	4
Highlights of the Covid-19 Situation in Central Africa as of February 21, 2021	6
Data Annexes: Central Africa	8
Highlights of the Covid-19 Situation in East Africa as of February 21, 2021	9
Data Annexes: East Africa	11
Highlights of the Covid-19 Situation in North Africa as of February 21, 2021	12
Data Annexes: North Africa	14
Highlights of the Covid-19 Situation in Southern Africa as of February 21, 2021	15
Data Annexes: Southern Africa	17
Highlights of the Covid-19 Situation in West Africa as of February 21, 2021	18
Data Annexes: West Africa	20

Highlights of the Covid-19 Situation in Africa as of February 21, 2021²

Vaccinations: Status Update

- **Over 30.8 million new Covid-19 vaccinations were administered globally in the review week, bringing the total, as of February 21, 2021, to 204,156,990.** In terms of the geographical distribution, the USA accounted for 30.5% of the Covid-19 vaccinations administered to date, followed by China at 19.8% and the UK at 8.9%
- **Only seven countries in Africa (Algeria, Egypt, Guinea, Mauritius, Morocco, Seychelles and South Africa) have reported rolling out Covid-19 vaccinations to date.** As of February 21, 2021, 2,538,019 vaccinations have been administered in Africa, which represents just 1.2% of total global vaccinations. Morocco accounts for 97.0% of the vaccinations carried out in Africa to date. In respect of vaccines proportionate to population size, Seychelles administered vaccines to 66.2% of its population, taking second place globally after Israel (78.8%).

Covid-19 Testing in Africa

- **As of Sunday, February 21, 2021, more than 34.2 million tests for Covid-19 had been administered in Africa, of which over 0.8 million were reported in the week under review.** The majority (26.0%) of these tests were conducted in South Africa, followed by Morocco (16.3%), Ethiopia (6.1%), Nigeria (4.2%), Kenya (3.7%), Zambia (3.1%), Egypt (2.9%), Rwanda (2.9%), Tunisia (2.8%) and Cameroon (2.8%). These ten countries collectively accounted for 70.8% of the tests conducted in Africa.
- **The number of average tests per 1 million people in Africa as of February 21, 2021 stands at 25,568, which is an increase of 2.3% over the previous week.** Botswana is the best performer on this indicator with 313,133 tests per 1 million people, followed by Mauritius (236,950), Gabon (225,073), Cabo Verde (223,820), Seychelles (218,654), Morocco (151,397), South Africa (149,936) and Eswatini (129,308).

Confirmed, New and Active Global Covid-19 Cases

- **Globally, the total number of confirmed Covid-19 cases since the start of the pandemic reached 111,351,199:** the majority of which (29.8%) occurred in Europe, followed by North America (29.0%), Asia (22.0%) and South America (15.6%). To date, 70,678,742 cases have recovered globally, representing 63.5% of confirmed global Covid-19 cases.
- **The number of new cases reported globally in the review week amounted to 2,547,245,** marking a 4.5% decline compared to the new cases recorded in the preceding week.
- **The number of global deaths due to Coronavirus reached 2,466,155, of which 66,578 were recorded in the past week,** which is a decline of 19.6% over the previous week. The number of

² Tanzania has not released data on Covid-19 since May 08, 2020.

global active cases showed an increment of 717,970 cases in the review week, to reach 38,206,302.

- **Africa accounted for 3.4% of the total global cases, 4.1% of deaths, 4.8% of recovered cases and 0.9% of active cases as of February 21, 2021, as detailed below.**

Confirmed, New and Active Covid-19 Cases in Africa

- **As of February 21, 2021, the total number of confirmed cases in Africa reached 3,829,402,** 79.4% of which were in nine countries, namely South Africa (39.3%), Morocco (12.6%), Tunisia (6.0%), Egypt (4.7%), Ethiopia (4.0%), Nigeria (4.0%), Libya (3.4%), Algeria (2.9%) and Kenya (2.7%). The five countries with the lowest number of cases were Mauritius, São Tomé & Príncipe, Liberia, Burundi and Seychelles, with cases ranging between 603 in Mauritius and 2,401 in Seychelles, thus collectively accounting for 0.2% of the confirmed cases in Africa. Considering population size, Cabo Verde, South Africa, Seychelles, Tunisia and Libya are the five countries with the highest number of confirmed cases per million people; rates ranging from 27,360 in Cabo Verde to 19,153 in Libya. The average cases per million, for Africa, stands at 2,928, which is much lower than the global average of 14,511.
- **In the week under review, a total of 76,228 new cases were reported in Africa,** which is an 8.1% decline compared to the previous week. These new cases in Africa account for 3.0% of the weekly new cases recorded globally. The Southern Africa region accounted for 38.3% of the weekly new cases in Africa, followed by North Africa (20.9%), West Africa (20.8%), East Africa (14.9%) and Central Africa (5.2%).
- **The total number of active cases in Africa declined by 18,656 cases in the review week to reach 345,890.** Active cases in Africa have been on a continuous decline over the past five weeks. Currently, just six countries account for 53.0% of the active cases in Africa, namely South Africa (42,728), Tunisia (31,962), Algeria (31,880), Egypt (29,961), Uganda (25,302) and Nigeria (21,616).
- **From a regional perspective, North Africa accounts for 33.1% of active cases in Africa, followed by Southern Africa (29.1%), East Africa (21.8%), West Africa (12.2%) and Central Africa (3.9%).** North and Southern Africa jointly account for about 62.1% of all active cases in Africa.

Deaths and the Case Fatality Rates in Africa

- **As of February 21, 2021, a total of 101,336 deaths had been reported in Africa since the start of the pandemic,** of which 54.8% were in Southern Africa, 31.8% in North Africa, 7.0% in East Africa, 4.7% in West Africa and 1.7% in Central Africa. The five countries with the highest number of reported deaths due to Covid-19 since the start of the pandemic, were South Africa, Egypt, Morocco, Tunisia and Algeria, ranging from 49,053 in South Africa to 2,961 in Algeria. A total of 2,861 new deaths were reported in Africa in the week under review, which is a decline of 15.3% compared to the preceding week.

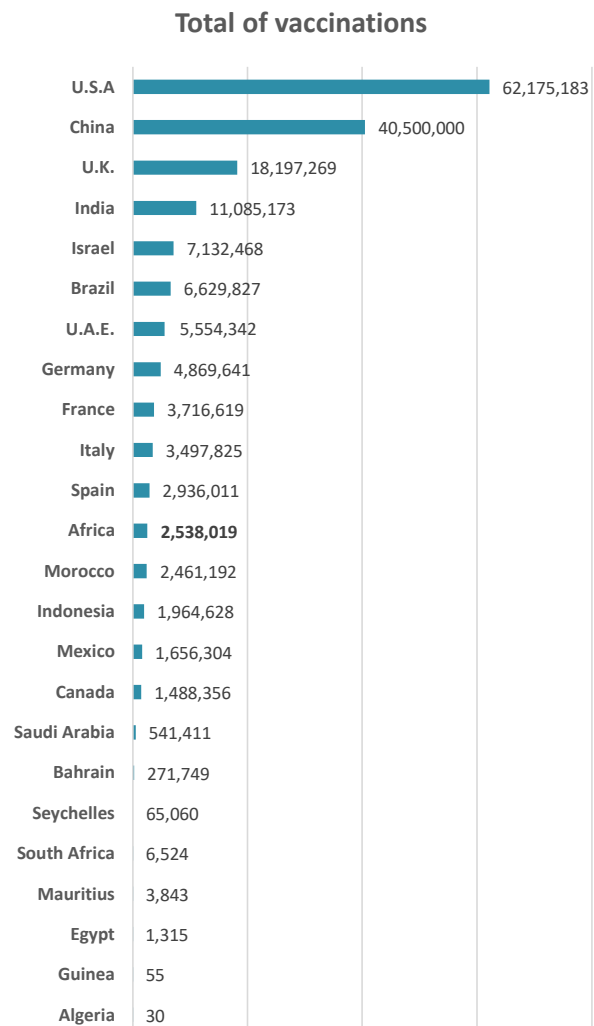
- **The case fatality rate (CFR), i.e. deaths per confirmed cases for Africa, stands at 2.6% in the review period, which is higher than the global CFR rate of 2.2%.** Regionally, West Africa has the lowest CFR at 1.3%, followed by Central Africa at 1.8% and East Africa at 1.9%, while North Africa at 2.8% and Southern Africa at 3.0% recorded higher CFRs than the African average. As of February 21, 2021, seventeen African countries, namely Sudan (6.2%), Egypt (5.8%), Liberia (4.3%), Mali (4.2%), Comoros (4.1%), Zimbabwe (4.0%), Eswatini (3.8%), Niger (3.6%), Chad (3.5%), Tunisia (3.4%), Somalia (3.4%), Malawi (3.3%), South Africa (3.3%), The Gambia (3.2%), DRC (2.8%), Lesotho (2.7%) and Algeria (2.6%) recorded CRFs higher than or equal to the average for Africa.

Recovery Rates in Africa

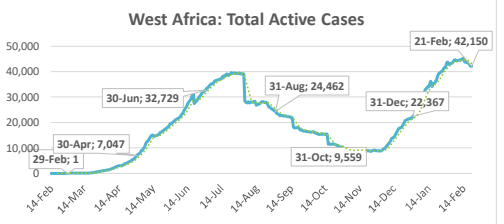
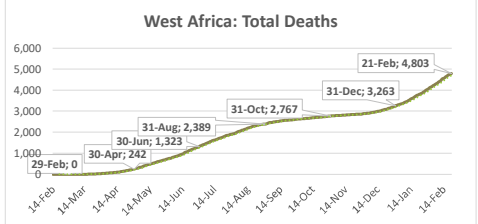
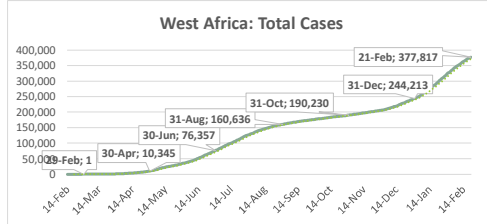
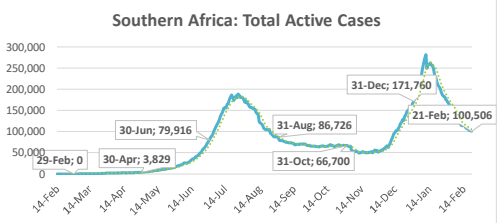
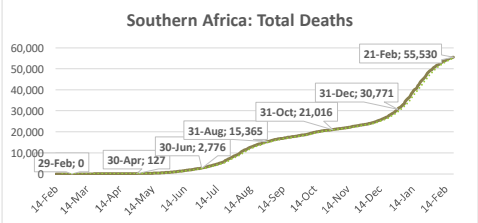
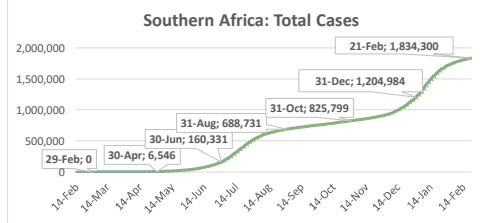
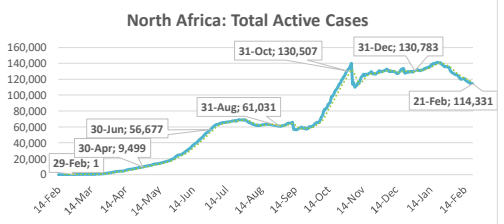
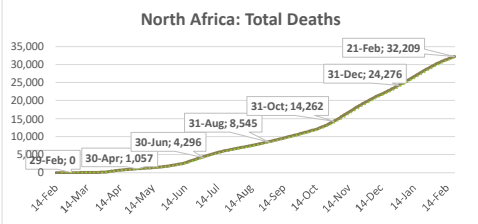
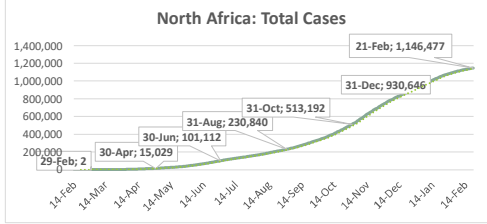
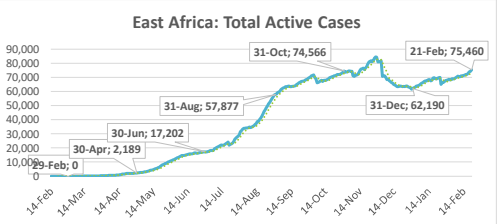
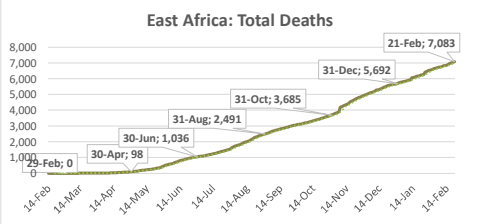
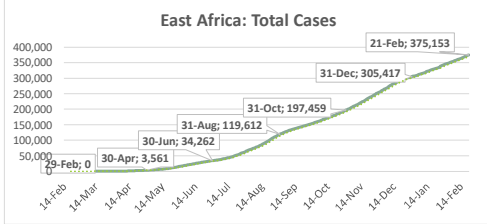
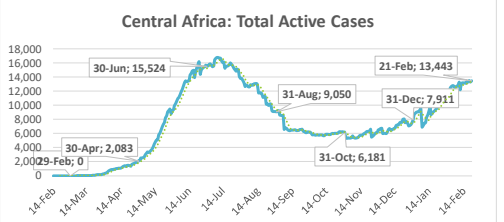
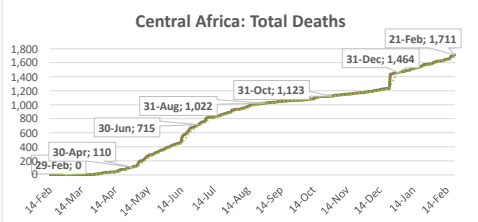
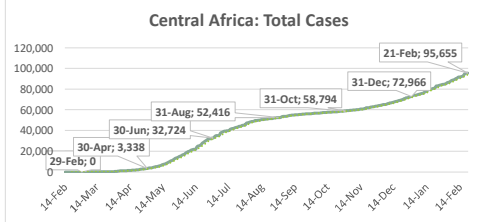
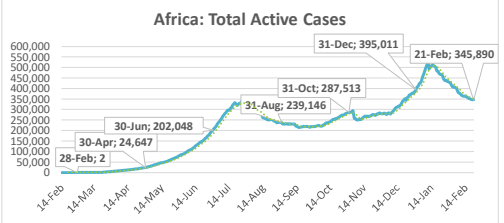
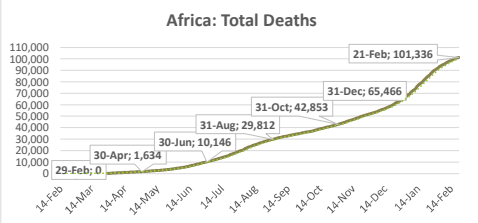
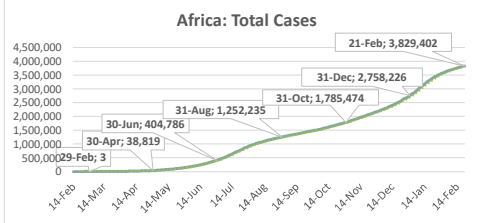
- **As of February 21, 2021, the number of recovered cases in Africa reached 3,382,176, which is 88.3% of its total confirmed cases.** Regionally, the recovery rates were 91.5% for Southern Africa, 87.2% for North Africa, 87.6% for West Africa, 84.2% for Central Africa and 78.0% for East Africa. In the week under review 92,023 newly recovered cases were reported.

Summary of COVID-19 vaccinations tracking in the Word: Situation for the week ending 21 February 2021

	Vaccinations				
	Total vaccinations	% of population vaccinated	New vaccinations for the week of	New vaccinations for the week of	Weekly change
			21 Feb.	14 Feb.	
World	204,156,990	2.6	30,819,702	41,644,211	-10,824,509
Africa	2,538,019	0.2	1,095,991	937,280	158,711
Algeria	30	0.0	0	0	0
Egypt	1,315	0.0	0	0	0
Guinea	55	0.0	0	0	0
Mauritius	3,843	0.3	3,636	0	3,636
Morocco	2,461,192	6.7	1,072,653	924,573	148,080
Seychelles	65,060	66.2	13,178	12,707	471
South Africa	6,524	0.0	6,524	0	6,524
Americas					
Brazil	6,629,827	3.1	1,714,092	1,686,716	27,376
Canada	1,488,356	4.0	219,317	207,319	11,998
Mexico	1,656,304	1.3	930,302	15,804	914,498
U.S.A	62,175,183	18.9	10,502,588	11,387,987	-885,399
Asia					
China	40,500,000	2.9	0	9,300,000	-9,300,000
India	11,085,173	0.8	2,821,315	2,488,536	332,779
Indonesia	1,964,628	0.7	470,303	570,876	-100,573
Europe					
France	3,716,619	5.5	833,163	773,815	59,348
Germany	4,869,641	5.9	902,395	851,124	51,271
Israel	7,132,468	78.8	755,079	832,226	-77,147
Italy	3,497,825	5.8	510,961	439,951	71,010
Spain	2,936,011	6.2	512,966	434,885	78,081
U.K.	18,197,269	27.2	2,597,365	3,074,169	-476,804
Middle East					
Bahrain	271,749	16.6	29,489	59,717	-30,228
Saudi Arabia	541,411	1.6	94,471	3,787	90,684
U.A.E.	5,554,342	56.8	499,111	741,363	-242,252



Summary of COVID-19 tracking in Africa: Situation for the week ending 21 February 2021																			
	Date of first case	Cases				Deaths				Recovered				Active				Test	
		Total cases	New cases for the week of	New cases for the week of	Weekly change from Previous week	Total deaths	New deaths for the week of	New deaths for the week of	Weekly change from Previous week	Total Recovered	New recovered for the week of	New recovered for the week of	Weekly change from Previous week	Active cases	New active for the week of	New active for the week of	Weekly change from Previous week	Total tests	Tests Per million People
21 Feb.	14 Feb.	21 Feb.	14 Feb.	21 Feb.	14 Feb.	21 Feb.	14 Feb.	21 Feb.	14 Feb.	21 Feb.	14 Feb.	21 Feb.	14 Feb.	21 Feb.	14 Feb.				
World	31-Dec	111,351,199	2,547,245	2,666,088	-118,843	2,466,155	66,578	82,804	-16,226	70,678,742	1,762,697	1,905,716	-143,019	38,206,302	717,970	677,568	-40,402	1,580,550,155	202,770
Africa	14-Feb	3,829,402	76,228	82,911	-6,683	101,336	2,861	3,379	-518	3,382,176	92,023	97,464	-5,441	345,890	-18,656	-17,932	-724	34,230,515	25,568
Central Africa	6-Mar	95,655	3,931	3,150	-781	1,711	64	25	-39	80,501	3,555	2,551	1,004	13,443	312	574	-262	1,887,100	12,880
East Africa	13-Mar	375,153	11,344	9,396	-1,948	7,083	221	140	-81	292,610	7,059	7,479	-420	75,460	4,064	1,777	-2,287	5,836,586	15,544
North Africa	14-Feb	1,146,477	15,907	18,568	-2,661	32,209	807	850	-43	999,937	21,322	22,638	-1,316	114,331	-6,222	-4,920	-1,302	8,643,713	41,871
Southern Africa	5-Mar	1,834,300	29,165	34,579	-5,414	55,530	1,530	2,102	-572	1,678,264	41,257	48,681	-7,424	100,506	-13,622	-16,204	-2,582	12,898,353	60,503
West Africa	28-Feb	377,817	15,881	17,218	-1,337	4,803	239	262	-23	330,864	18,830	16,115	2,715	42,150	-3,188	841	-4,029	4,964,763	12,499



.....: 7-day moving average

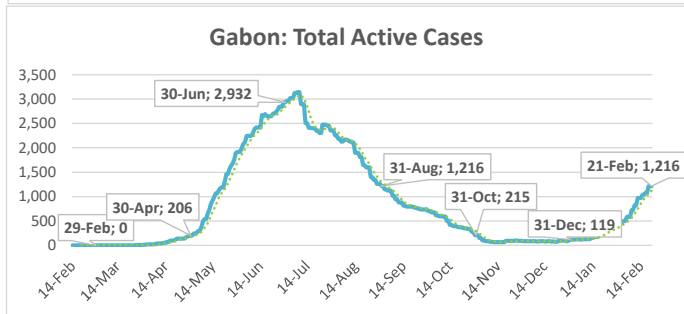
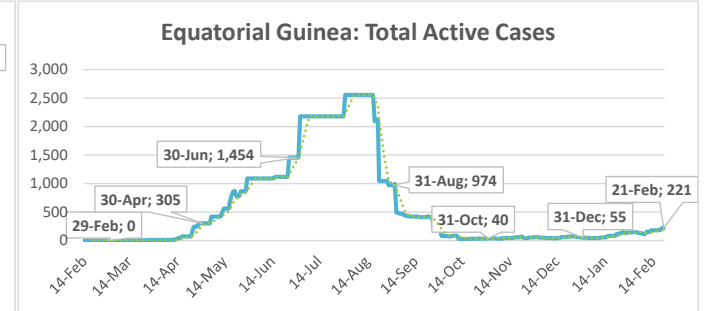
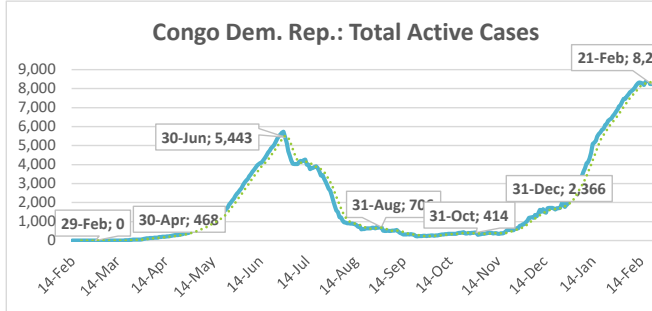
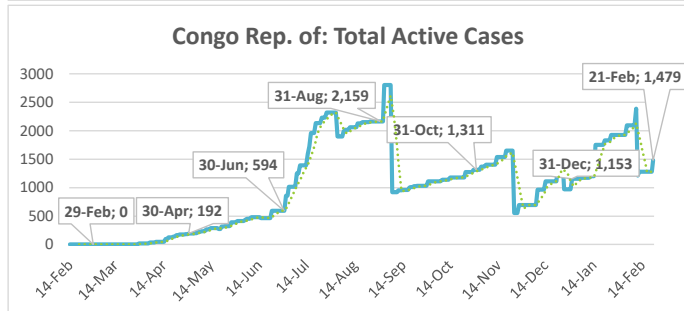
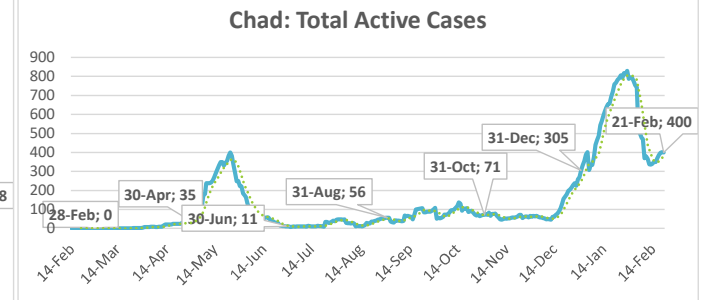
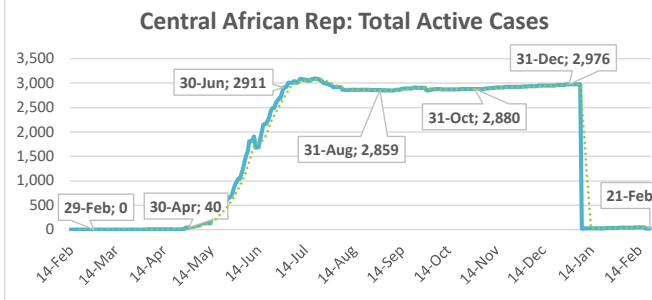
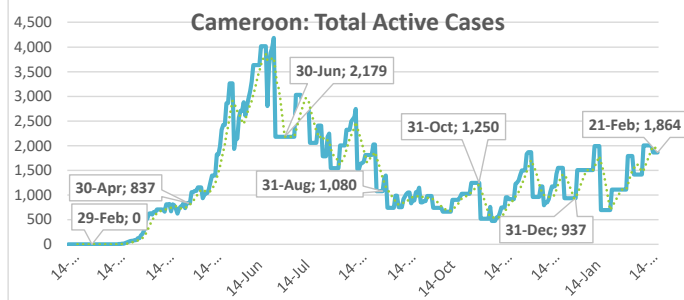
Central Africa

Highlights of the Covid-19 Situation in Central Africa as of February 21, 2021

- **As of Sunday, February 21, 2021, the number of total cases in the Central Africa region reached 95,655.** The region reported 3,931 new cases in the review week, which is an increase of 24.8% compared to the preceding week. The total number of deaths reported reached 1,711, recording 64 new deaths in the review week. The number of total recovered cases reached 80,501, of which 3,555 were newly recovered cases during the review week. The total number of active cases stands at 13,443, which is an increase of 312 cases in the review week.
- **Cameroon accounted for 35.3% of the total cases and 42.0% of the new cases in the region during the week under review.** Chad has the lowest number of total cases in the region at 3,849.
- **The average case fatality rate (CFR) for the region stands at 1.8%. The highest CFR in the region was reported in Chad at 3.5% and the lowest in Gabon at 0.6%.**

Summary of COVID-19 tracking in Central Africa: Situation for the week ending 21 February 2021

	Date of first case	Cases				Deaths				Recovered				Active				Test	
		Total cases	New cases for the week of	New cases for the week of	Weekly change	Total deaths	New deaths for the week of	New deaths for the week of	Weekly change from Previous week	Total Recovered	New recovered for the week of	New recovered for the week of	Weekly change from Previous week	Active cases	New active for the week of	New active for the week of	Weekly change from Previous week	Total tests	Tests Per million People
			21 Feb.	14 Feb.			21 Feb.	14 Feb.			21 Feb.	14 Feb.			21 Feb.	14 Feb.			
Central Africa	6-Mar	95,655	3,931	3,150	781	1,711	64	25	39	80,501	3,555	2,551	1,004	13,443	312	574	-262	1,887,100	12,880
Cameroon	6-Mar	33,749	1,651	704	947	523	44	5	39	31,362	1,753	108	1,645	1,864	-146	591	-737	942,685	35,512
Central African Rep.	15-Mar	5,001	5	7	-2	63	0	0	0	4,920	35	0	35	18	-30	7	-37	37,076	7,677
Chad	19-Mar	3,849	204	148	56	134	5	4	1	3,315	140	280	-140	400	59	-136	195	94,365	5,745
Congo Rep. of	15-Mar	8,625	206	359	-153	127	4	1	3	7,019	0	1,173	-1,173	1,479	202	-815	1,017	93,962	17,028
Congo Dem. Rep.	10-Mar	25,080	785	696	89	700	7	12	-5	16,135	837	185	652	8,245	-59	499	-558	121,822	1,360
Equatorial Guinea	14-Mar	5,798	104	116	-12	89	2	1	1	5,488	62	68	-6	221	40	47	-7	96,237	68,594
Gabon	12-Mar	13,553	976	1,120	-144	75	2	2	0	12,262	728	737	-9	1,216	246	381	-135	500,953	225,073



.....: 7-day moving average

East Africa

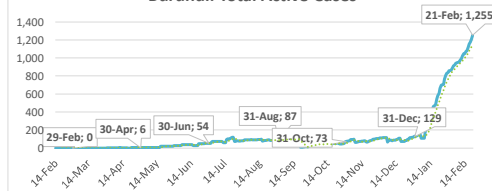
Highlights of the Covid-19 Situation in East Africa as of February 21, 2021

- **As of Sunday, February 21, 2021, the number of total cases in the East Africa region reached 375,153.** The region reported 11,344 new cases in the review week, which is a 20.7% increase compared to the number of new cases reported in the preceding week. The total number of deaths reported reached 7,083, recording 221 new deaths in the review week. The number of total recovered cases reached 292,610, of which 7,059 were newly recovered cases during the review week. The total number of active cases stands at 75,460, which is an increase of 4,064 cases in the review week.
- **Ethiopia accounted for 40.7% of the total cases and 50.4% of the new cases in the region during the week under review.** Burundi has the lowest number of total cases in the region at 2,031.
- **The average case fatality rate (CFR) for the region stands at 1.9%. The highest CFR in the region was reported in Sudan at 6.2% and the lowest in Burundi at 0.1%.**

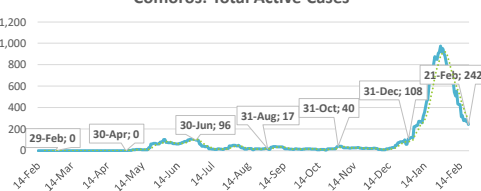
Summary of COVID-19 tracking in East Africa: Situation for the week ending 21 February 2021

	Date of first case	Cases				Deaths				Recovered				Active				Test	
		Total cases	New cases for the week of	New cases for the week of	Weekly change	Total deaths	New deaths for the week of	New deaths for the week of	Weekly change from Previous week	Total Recovered	New recovered for the week of	New recovered for the week of	Weekly change from Previous week	Active cases	New active for the week of	New active for the week of	Weekly change from Previous week	Total tests	Tests Per million People
		21 Feb.	14 Feb.	21 Feb.	14 Feb.	21 Feb.	14 Feb.	21 Feb.	14 Feb.	21 Feb.	14 Feb.	21 Feb.	14 Feb.	21 Feb.	14 Feb.	21 Feb.	14 Feb.	21 Feb.	14 Feb.
East Africa	13-Mar	375,153	11,344	9,396	1,948	7,083	221	140	81	292,610	7,059	7,479	-420	75,460	4,064	1,777	2,287	5,836,586	15,544
Burundi	31-Mar	2,031	207	101	106	3	0	0	0	773	0	0	0	1,255	207	101	106	116,794	9,822
Comoros	2-May	3,502	168	246	-78	143	14	17	-3	3,117	340	430	-90	242	-186	-201	15	6,227	7,161
Djibouti	18-Mar	6,024	53	24	29	63	0	0	0	5,873	15	6	9	88	38	18	20	113,700	115,081
Eritrea	21-Mar	2,685	256	103	153	7	0	0	0	2,050	222	109	113	628	34	-6	40	23,693	6,681
Ethiopia	13-Mar	152,806	5,714	4,754	960	2,279	85	46	39	131,366	2,624	3,123	-499	19,161	3,005	1,585	1,420	2,090,850	18,187
Kenya	13-Mar	104,201	1,334	1,048	286	1,823	28	16	12	85,577	569	647	-78	16,801	737	385	352	1,265,773	23,540
Rwanda	14-Mar	18,053	710	892	-182	249	10	19	-9	16,803	2,011	2,450	-439	1,001	-1,311	-1,577	266	978,050	75,512
Seychelles	15-Mar	2,401	509	379	130	10	2	1	1	1,874	520	196	324	517	-13	182	-195	21,504	218,654
Somalia	15-Mar	6,017	834	321	513	202	50	18	32	3,764	25	19	6	2,051	759	284	475	83,486	5,253
South Sudan	5-Apr	6,583	1,170	1,058	112	86	12	8	4	4,014	245	106	139	2,483	913	944	-31	105,002	9,380
Sudan	13-Mar	30,128	195	299	-104	1,864	15	14	1	22,638	430	222	208	5,626	-250	63	-313	158,804	3,622
Tanzania	16-Mar	509	21	183	305	3,880	65
Uganda	21-Mar	40,213	194	171	23	333	5	1	4	14,578	58	171	-113	25,302	131	-1	132	868,823	18,994

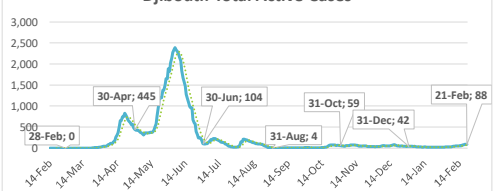
Burundi: Total Active Cases



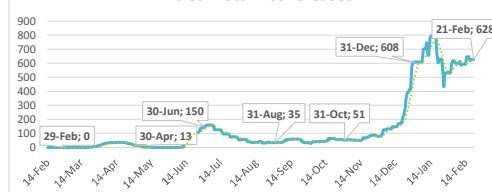
Comoros: Total Active Cases



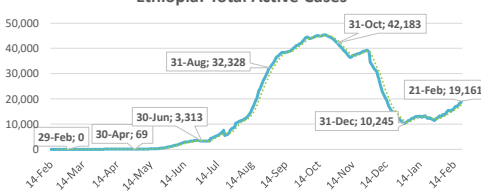
Djibouti: Total Active Cases



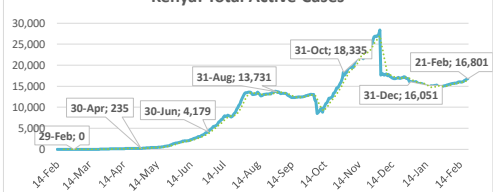
Eritrea: Total Active Cases



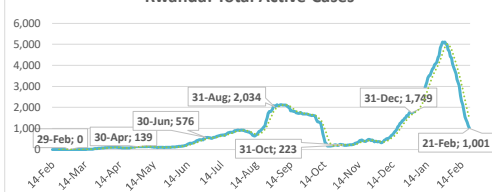
Ethiopia: Total Active Cases



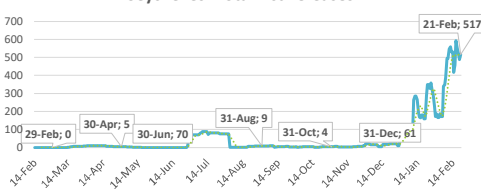
Kenya: Total Active Cases



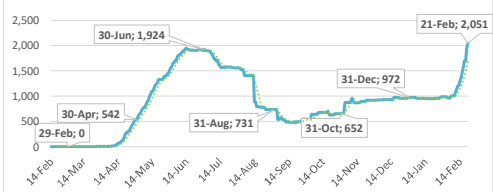
Rwanda: Total Active Cases



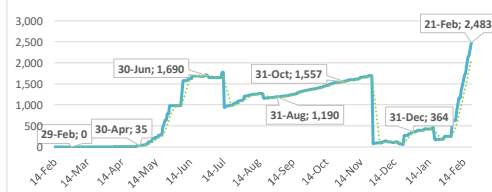
Seychelles: Total Active Cases



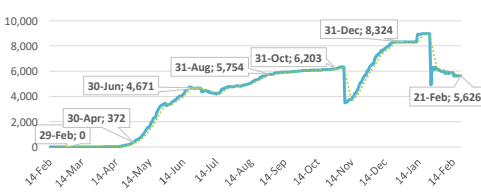
Somalia: Total Active Cases



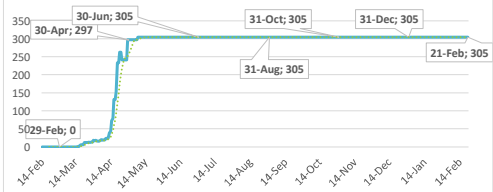
South Sudan: Total Active Cases



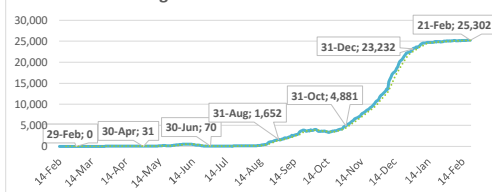
Sudan: Total Active Cases



Tanzania: Total Active Cases



Uganda: Total Active Cases



.....: 7-day moving average

North Africa

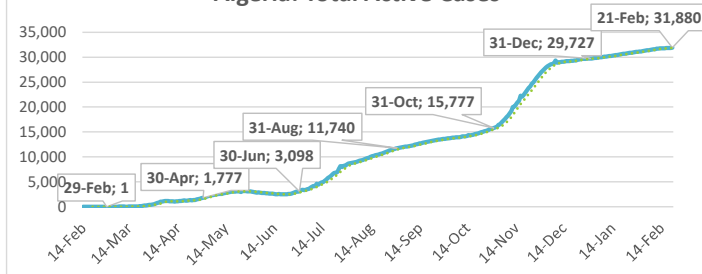
Highlights of the Covid-19 Situation in North Africa as of February 21, 2021

- **As of Sunday, February 21, 2021, the number of total cases in the North Africa region reached 1,146,477.** The region reported 15,907 new cases in the review week, which is a 14.3% decline compared to the new cases reported in the preceding week. The total number of deaths reported reached 32,209, recording 807 new deaths in the review week. The number of total recovered cases reached 999,937, of which 21,322 were newly recovered cases during the review week. The total number of active cases stands at 114,331, which is a decline of 6,222 cases in the review week.
- **Morocco accounted for 42.0% of the total cases, while Tunisia accounted for 32.2% of the new cases in the region during the week under review.** Mauritania has the lowest number of total cases in the region at 17,095.
- **The average case fatality rate (CFR) for the region stands at 2.8%, in the review week. The highest CFR in the region was reported in Egypt at 5.8% and the lowest in Libya at 1.6%.**

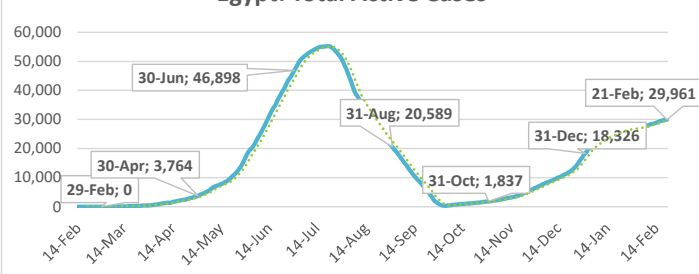
Summary of COVID-19 tracking in North Africa: Situation for the week ending 21 February 2021

	Date of first case	Cases				Deaths				Recovered				Active				Test	
		Total cases	New cases for the week of	New cases for the week of	Weekly change	Total deaths	New deaths for the week of	New deaths for the week of	Weekly change from Previous week	Total Recovered	New recovered for the week of	New recovered for the week of	Weekly change from Previous week	Active cases	New active for the week of	New active for the week of	Weekly change from Previous week	Total tests	Tests Per million People
			21 Feb.	14 Feb.			21 Feb.	14 Feb.			21 Feb.	14 Feb.			21 Feb.	14 Feb.			
North Africa	14-Feb	1,146,477	15,907	18,568	-2,661	32,209	807	850	-43	999,937	21,322	22,638	-1,316	114,331	-6,222	-4,920	-1,302	8,643,713	41,871
Algeria	26-Feb	111,917	1,206	1,623	-417	2,961	22	25	-3	77,076	1,077	1,307	-230	31,880	107	291	-184	230,553	5,258
Egypt	14-Feb	178,151	4,338	4,173	165	10,353	359	343	16	137,837	2,877	2,585	292	29,961	1,102	1,245	-143	1,000,000	9,772
Libya	25-Mar	129,797	2,443	3,328	-885	2,114	96	65	31	115,357	5,214	5,604	-390	12,326	-2,867	-2,341	-526	706,693	102,847
Mauritania	14-Mar	17,095	121	167	-46	434	4	4	0	16,396	156	235	-79	265	-39	-72	33	164,705	35,423
Morocco	5-Mar	481,155	2,681	3,119	-438	8,554	77	83	-6	464,664	5,812	4,348	1,464	7,937	-3,208	-1,312	-1,896	5,588,138	151,397
Tunisia	5-Mar	228,362	5,118	6,158	-1,040	7,793	249	330	-81	188,607	6,186	8,559	-2,373	31,962	-1,317	-2,731	1,414	953,624	80,688

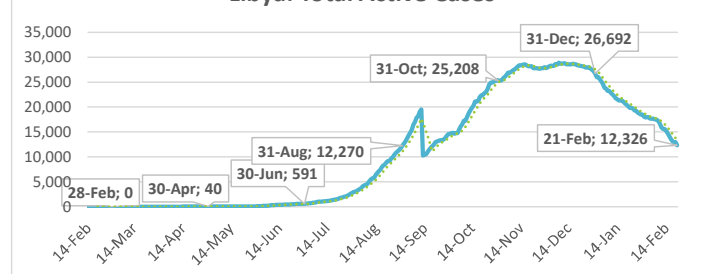
Algeria: Total Active Cases



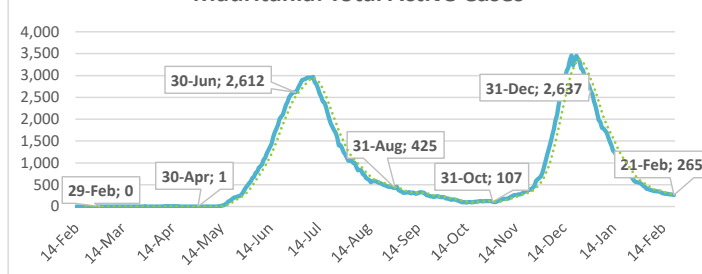
Egypt: Total Active Cases



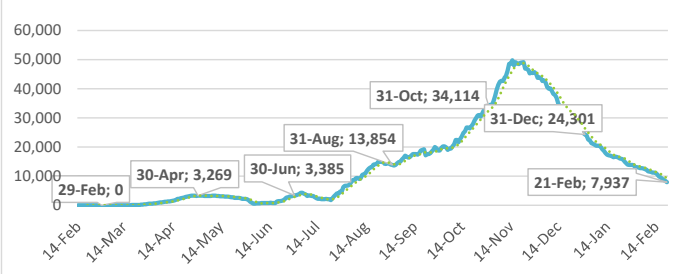
Libya: Total Active Cases



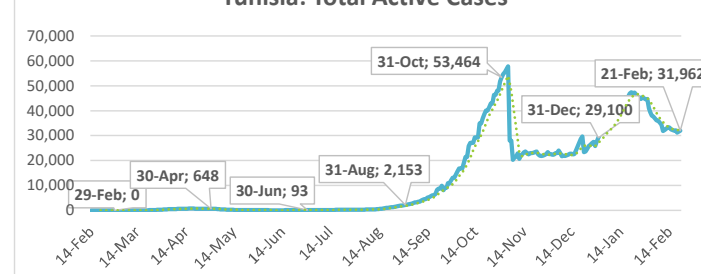
Mauritania: Total Active Cases



Morocco: Total Active Cases



Tunisia: Total Active Cases



.....: 7-day moving average

Southern Africa

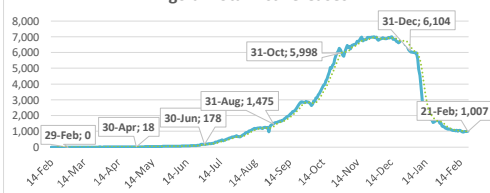
Highlights of the Covid-19 Situation in Southern Africa as of February 21, 2021

- **As of Sunday, February 21, 2021, the number of total cases in the Southern Africa region reached 1,834,300.** The region reported 29,165 new cases in the review week, which is a 15.7% decline compared to the new cases reported in the preceding week. The total number of deaths reported reached 55,530, recording 1,530 new deaths in the review week. The number of total recovered cases reached 1,678,264, of which 41,257 were newly recovered cases during the review week. The total number of active cases stands at 100,506, which is a decline of 13,622 cases in the review week.
- **South Africa accounted for 82.0% of the total cases and 41.1% of the new cases in the region during the week under review.** Mauritius has the lowest number of total cases in the region at 603.
- **The average case fatality rate (CFR) for the region stands at 3.0%, in the review week. The highest CFR in the region was reported in Zimbabwe at 4.0% and the lowest in Botswana at 1.0%.**

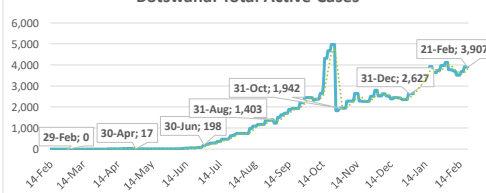
Summary of COVID-19 tracking in Southern Africa: Situation for the week ending 21 February 2021

	Date of first case	Cases				Deaths				Recovered				Active				Test	
		Total cases	New cases for the week of	New cases for the week of	Weekly change	Total deaths	New deaths for the week of	New deaths for the week of	Weekly change from Previous week	Total Recovered	New recovered for the week of	New recovered for the week of	Weekly change from Previous week	Active cases	New active for the week of	New active for the week of	Weekly change from Previous week	Total tests	Tests Per million People
		21 Feb.	14 Feb.	14 Feb.	21 Feb.	21 Feb.	14 Feb.	14 Feb.	21 Feb.	21 Feb.	14 Feb.	14 Feb.	21 Feb.	21 Feb.	14 Feb.	14 Feb.	21 Feb.	21 Feb.	21 Feb.
Southern Africa	5-Mar	1,834,300	29,165	34,579	-5,414	55,530	1,530	2,102	-572	1,678,264	41,257	48,681	-7,424	100,506	-13,622	-16,204	2,582	12,898,353	60,503
Angola	27-Mar	20,519	153	280	-127	499	7	17	-10	19,013	218	255	-37	1,007	-72	8	-80	369,532	11,244
Botswana	16-Mar	26,524	1,598	1,423	175	254	52	39	13	22,363	1,149	1,640	-491	3,907	397	-256	659	736,373	313,133
Eswatini	14-Mar	16,789	254	331	-77	645	15	26	-11	13,195	943	638	305	2,949	-704	-333	-371	150,018	129,308
Lesotho	13-May	10,461	496	585	-89	285	55	47	8	3,312	372	234	138	6,864	69	304	-235	59,734	27,884
Madagascar	20-Mar	19,831	233	238	-5	297	5	7	-2	19,296	381	425	-44	238	-153	-194	41	119,608	4,319
Malawi	2-Apr	30,742	1,707	1,840	-133	1,013	61	96	-35	16,840	3,233	2,011	1,222	12,889	-1,587	-267	-1,320	183,239	9,579
Mauritius	18-Mar	603	8	11	-3	10	0	0	0	556	10	6	4	37	-2	5	7	301,345	236,950
Mozambique	27-Mar	55,643	5,378	5,665	-287	595	60	75	-15	35,267	3,568	4,537	-969	19,781	1,750	1,053	697	404,213	12,933
Namibia	14-Mar	37,483	1,531	979	552	402	14	13	1	35,090	949	687	262	1,991	568	279	289	292,948	115,293
São Tomé & Príncipe	6-Apr	1,610	128	131	-3	21	2	1	1	1,248	142	46	96	341	-16	84	-100	11,592	52,893
South Africa	5-Mar	1,503,796	11,989	15,672	-3,683	49,053	1,154	1,609	-455	1,412,015	23,694	28,117	-4,423	42,728	-12,859	-14,054	1,195	8,892,515	149,936
Zambia	18-Mar	74,503	5,066	6,804	-1,738	1,020	69	98	-29	67,944	5,074	8,035	-2,961	5,539	-77	1,329	1,252	1,051,562	57,200
Zimbabwe	25-Mar	35,796	624	620	4	1,436	36	74	-38	32,125	1,524	2,050	-526	2,235	-936	-1,504	568	325,674	21,912

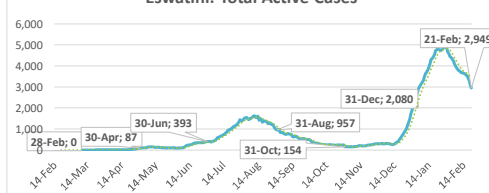
Angola: Total Active Cases



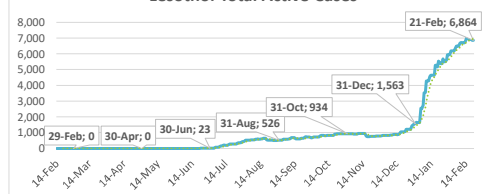
Botswana: Total Active Cases



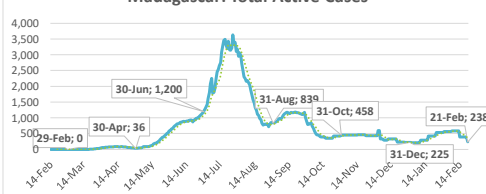
Eswatini: Total Active Cases



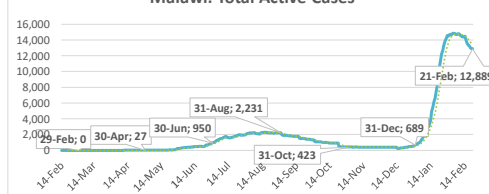
Lesotho: Total Active Cases



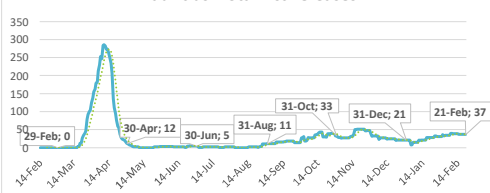
Madagascar: Total Active Cases



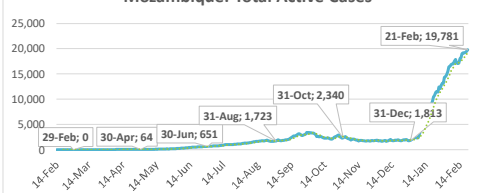
Malawi: Total Active Cases



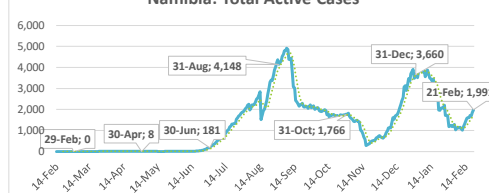
Mauritius: Total Active Cases



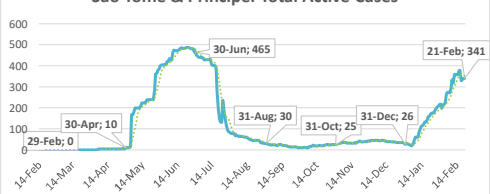
Mozambique: Total Active Cases



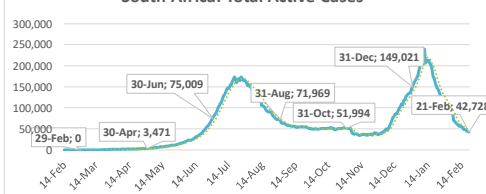
Namibia: Total Active Cases



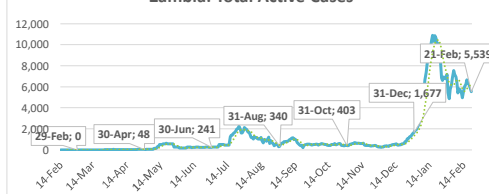
São Tomé & Príncipe: Total Active Cases



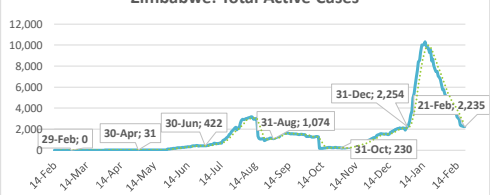
South Africa: Total Active Cases



Zambia: Total Active Cases



Zimbabwe: Total Active Cases



.....: 7-day moving average

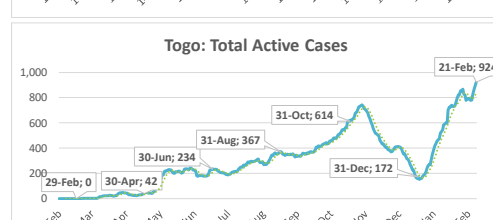
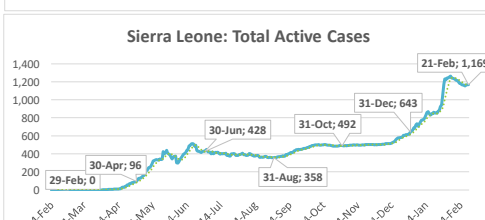
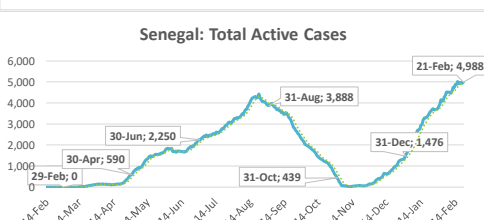
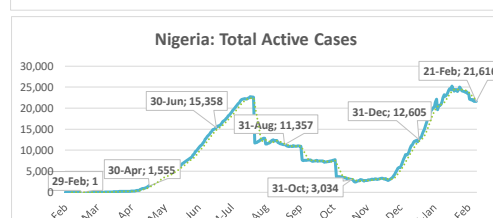
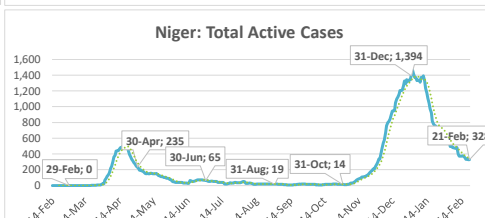
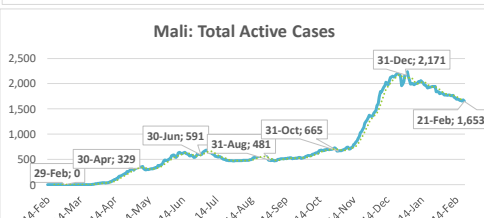
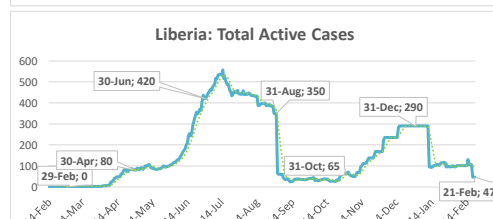
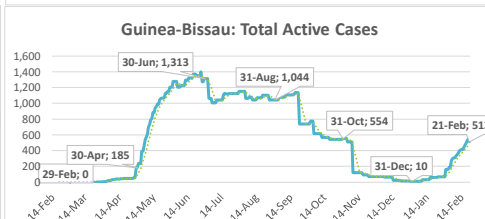
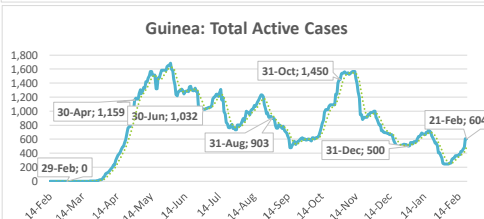
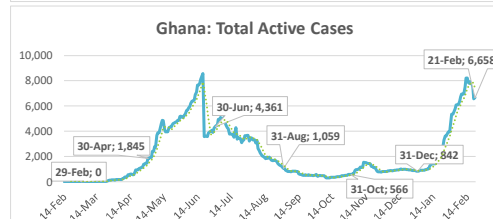
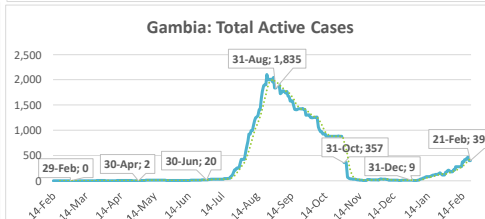
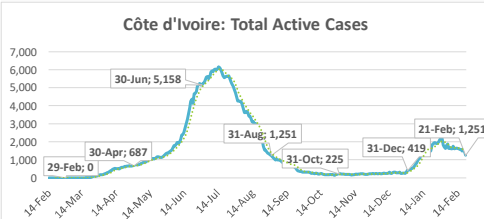
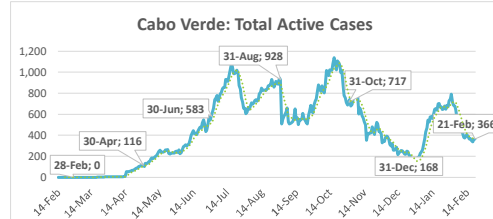
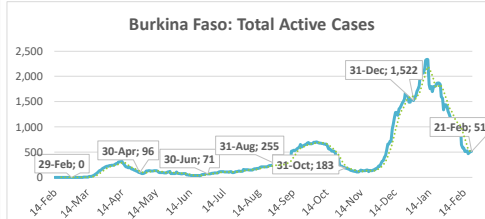
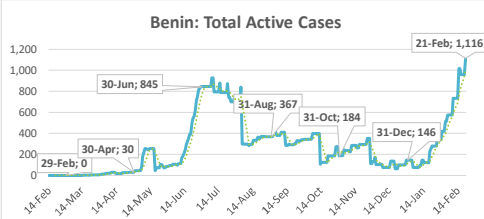
West Africa

Highlights of the Covid-19 Situation in West Africa as of February 21, 2021

- **As of Sunday, February 21, 2021, the number of total cases in the West Africa region reached 377,817.** The region reported 15,881 new cases in the review week, which is a 7.8% decline compared to the new cases reported in the preceding week. The total number of deaths reported reached 4,803, recording 239 new deaths in the review week. The number of total recovered cases reached 330,864, of which 18,830 were newly recovered cases during the review week. The total number of active cases stands at 42,150, which is a decline of 3,188 cases in the review week.
- **Nigeria accounted for 40.3% of the total cases and 37.1% of the new cases in the region during the week under review.** Liberia has the lowest number of total cases in the region at 1,988.
- **The average case fatality rate (CFR) for the region stands at 1.3%. The highest CFR in the region was reported in Liberia at 4.3% and the lowest in Côte d'Ivoire and Guinea at 0.6%.**

Summary of COVID-19 tracking in West Africa: Situation for the week ending 21 February 2021

	Date of first case	Cases				Deaths				Recovered				Active				Test	
		Total cases	New cases for the week of	New cases for the week of	Weekly change	Total deaths	New deaths for the week of	New deaths for the week of	Weekly change from Previous week	Total Recovered	New recovered for the week of	New recovered for the week of	Weekly change from Previous week	Active cases	New active for the week of	New active for the week of	Weekly change from Previous week	Total tests	Tests Per million People
		21 Feb.	14 Feb.	14 Feb.	14 Feb.	21 Feb.	14 Feb.	14 Feb.	14 Feb.	21 Feb.	14 Feb.	14 Feb.	14 Feb.	21 Feb.	14 Feb.	14 Feb.	14 Feb.	21 Feb.	21 Feb.
West Africa	28-Feb	377,817	15,881	17,218	-1,337	4,803	239	262	-23	330,864	18,830	16,115	2,715	42,150	-3,188	841	-4,029	4,964,763	12,499
Benin	16-Mar	5,434	874	367	507	70	14	1	13	4,248	476	209	267	1,116	384	157	227	476,511	39,306
Burkina Faso	9-Mar	11,797	209	303	-94	139	1	4	-3	11,140	270	741	-471	518	-62	-442	380	151,322	7,239
Cabo Verde	20-Mar	15,048	307	318	-11	144	5	4	-1	14,538	340	475	-135	366	-38	-161	123	124,441	223,820
Côte d'Ivoire	11-Mar	32,026	886	1,315	-429	186	12	12	0	30,589	1,251	1,357	-106	1,251	-377	-54	-323	405,112	15,358
Gambia, The	18-Mar	4,554	140	177	-37	144	6	4	-2	4,011	110	15	95	399	24	158	-134	39,664	16,413
Ghana	12-Mar	80,253	4,417	5,068	-651	577	44	76	-32	73,018	5,931	3,128	2,803	6,658	-1,558	1,864	-3,422	868,173	27,940
Guinea	13-Mar	15,395	428	280	148	86	1	1	0	14,705	203	157	46	604	224	122	102	342,805	26,103
Guinea-Bissau	27-Mar	3,115	191	144	47	47	1	0	-1	2,555	91	37	54	513	99	107	-8	50,245	25,531
Liberia	16-Mar	1,988	32	0	32	85	1	0	-1	1,856	86	0	86	47	-55	0	-55	70,041	13,848
Mali	25-Mar	8,299	70	53	17	348	6	4	-2	6,298	102	130	-28	1,653	-38	-81	43	192,051	9,484
Niger	20-Mar	4,733	38	83	-45	170	1	4	-3	4,235	83	182	-99	328	-46	-103	57	78,967	3,262
Nigeria	28-Feb	152,074	5,890	6,436	-546	1,839	87	85	-2	128,619	7,781	7,313	468	21,616	-1,978	-962	-1,016	1,441,013	6,990
Senegal	2-Mar	32,927	1,920	2,247	-327	808	60	66	-6	27,131	1,748	1,824	-76	4,988	112	357	-245	373,521	22,308
Sierra Leone	31-Mar	3,855	34	36	-2	79	0	0	0	2,607	48	93	-45	1,169	-14	-57	43	123,034	15,424
Togo	6-Mar	6,319	445	391	54	81	0	1	-1	5,314	310	454	-144	924	135	-64	199	227,863	27,524



.....: 7-day moving average