



AFRICAN DEVELOPMENT BANK GROUP

Weekly Data Flash on Covid-19 in Africa¹:

The situation as of Sunday, February 28, 2021

Statistics Department (ECST)

¹ This briefing note has been prepared by Roza Mamuye Bora, Senior Statistician; Anouar Chaouch, Statistician; Soumaila Karambiri, Statistical Assistant; Regis Hauhouot Stephane, Statistical Assistant and Desire Lakpa Guy, Statistical Assistant and under the supervision of Louis Kouakou, Division Manager ECST.1.

For more information on Covid-19, please visit the Bank's Africa Information Highway
<https://africacovid.opendataforafrica.org/>.

Contents

	Page
Highlights of the Covid-19 Situation in Africa as of February 28, 2021	1
Data Annexes: Africa	4
Highlights of the Covid-19 Situation in Central Africa as of February 28, 2021	6
Data Annexes: Central Africa	8
Highlights of the Covid-19 Situation in East Africa as of February 28, 2021	9
Data Annexes: East Africa	11
Highlights of the Covid-19 Situation in North Africa as of February 28, 2021	12
Data Annexes: North Africa	14
Highlights of the Covid-19 Situation in Southern Africa as of February 28, 2021	15
Data Annexes: Southern Africa	17
Highlights of the Covid-19 Situation in West Africa as of February 28, 2021	18
Data Annexes: West Africa	20

Highlights of the Covid-19 Situation in Africa as of February 28, 2021²

Vaccinations: Status Update

- **Over 33.5 million new Covid-19 vaccinations were administered globally in the review week, bringing the total, as of February 28, 2021, to 239,020,965.** In terms of the geographical distribution, the USA accounted for 32.1% of the Covid-19 vaccinations administered to date, followed by China at 16.9% and the UK at 8.7%
- **The number of African countries rolling out Covid-19 vaccinations is gradually increasing; to date 9 countries (Algeria, Egypt, Guinea, Mauritius, Morocco, Senegal, Seychelles, South Africa and Zimbabwe) have reported commencing vaccination.** As of February 28, 2021, 3,793,265 vaccinations have been administered in Africa, which represents 1.6% of total global vaccinations. Morocco accounts for 94.8% of the vaccinations carried out in Africa to date. In respect of vaccines proportionate to population size, Seychelles administered vaccines to 76.4% of its population, taking second place globally after Israel (88.4%).

Covid-19 Testing in Africa

- **As of Sunday, February 28, 2021, more than 35.0 million tests for Covid-19 had been administered in Africa, of which over 0.8 million were reported in the week under review.** The majority (25.9%) of the total tests as of February 28, 2021 were conducted in South Africa, followed by Morocco (16.2%), Ethiopia (6.1%), Nigeria (4.3%), Kenya (3.7%), Zambia (3.1%), Rwanda (2.9%), Egypt (2.9%), Tunisia (2.8%) and Cameroon (2.7%). These ten countries collectively accounted for 70.6% of the tests conducted in Africa.
- **The number of average tests per 1 million people in Africa as of February 28, 2021 stands at 26,149, which is an increase of 2.3% over the previous week.** Botswana is the best performer on this indicator with 342,566 tests per 1 million people, followed by Mauritius (236,950), Gabon (235,780), Cabo Verde (223,820), Seychelles (218,654), Morocco (153,234), South Africa (153,055) and Eswatini (130,341).

Confirmed, New and Active Global Covid-19 Cases

- **Globally, the total number of confirmed Covid-19 cases since the start of the pandemic reached 114,051,774:** the majority of which (30.0%) occurred in Europe, followed by North America (28.8%), Asia (22.0%) and South America (15.8%). To date, 72,255,108 cases have recovered globally, representing 63.4% of confirmed global Covid-19 cases.
- **The number of new cases reported globally in the review week amounted to 2,700,575, indicating a 6.0% increase compared to the new cases recorded in the preceding week.**

² Tanzania has not released data on Covid-19 since May 08, 2020.

Benin and Madagascar has not released data on Covid-19 since February 21, 2021.

- **The number of global deaths due to Coronavirus reached 2,530,564, of which 64,409 were recorded in the past week**, which is a decline of 3.3% over the previous week. The number of global active cases showed an increment of 1,059,800 cases in the review week, to reach 39,266,102.
- **Africa accounted for 3.4% of the total global cases, 4.1% of deaths, 4.8% of recovered cases and 0.8% of active cases as of February 28, 2021, as detailed below.**

Confirmed, New and Active Covid-19 Cases in Africa

- **As of February 28, 2021, the total number of confirmed cases in Africa reached 3,897,307**, 79.0% of which were in nine countries, namely South Africa (38.8%), Morocco (12.4%), Tunisia (6.0%), Egypt (4.7%), Ethiopia (4.1%), Nigeria (4.0%), Libya (3.4%), Algeria (2.9%) and Kenya (2.7%). The five countries with the lowest number of cases were Mauritius, São Tomé & Príncipe, Liberia, Burundi and Seychelles, with cases ranging between 610 in Mauritius and 2,618 in Seychelles, thus collectively accounting for 0.2% of the confirmed cases in Africa. Considering population size, Cabo Verde, Seychelles, South Africa, Tunisia and Libya are the five countries with the highest number of confirmed cases per million people; rates ranging from 28,000 in Cabo Verde to 19,675 in Libya. The average cases per million, for Africa, stands at 2,979, which is much lower than the global average of 14,863.
- **In the week under review, a total of 67,905 new cases were reported in Africa**, which is a 10.9% decline compared to the previous week. These new cases in Africa account for 2.5% of the weekly new cases recorded globally. The Southern Africa region accounted for 33.5% of the weekly new cases in Africa, followed by North Africa (24.3%), East Africa (18.3%), West Africa (17.4%) and Central Africa (6.4%).
- **The total number of active cases in Africa declined by 21,131 cases in the review week to reach 324,759.** Active cases in Africa have been on a continuous decline over the past six weeks. Currently, just seven countries account for 58.6% of the active cases in Africa, namely South Africa (33,141), Algeria (32,011), Egypt (30,844), Tunisia (27,270), Uganda (25,357), Ethiopia (21,849) and Nigeria (19,982).
- **From a regional perspective, North Africa accounts for 33.0% of active cases in Africa, followed by Southern Africa (26.0%), East Africa (25.0%), West Africa (12.1%) and Central Africa (3.9%).**

Deaths and the Case Fatality Rates in Africa

- **As of February 28, 2021, a total of 103,706 deaths had been reported in Africa since the start of the pandemic**, of which 54.7% were in Southern Africa, 31.7% in North Africa, 7.0% in East Africa, 4.8% in West Africa and 1.7% in Central Africa. The five countries with the highest number of reported deaths due to Covid-19 since the start of the pandemic, were South Africa, Egypt, Morocco, Tunisia and Algeria, ranging from 49,993 in South Africa to 2,983 in

Algeria. A total of 2,370 new deaths were reported in Africa in the week under review, which is a decline of 17.2% compared to the preceding week.

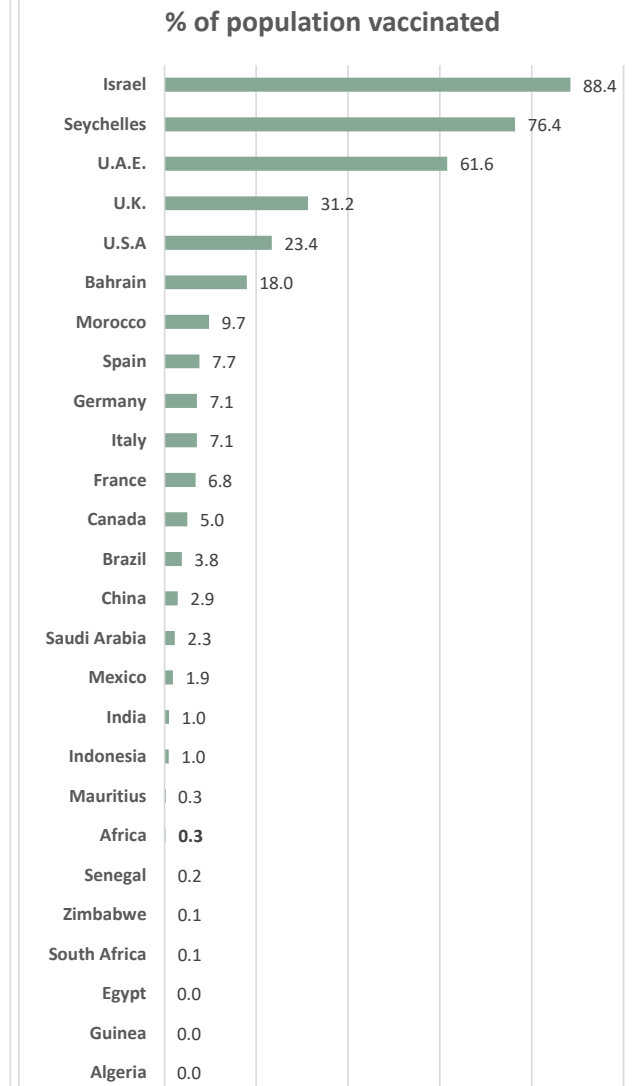
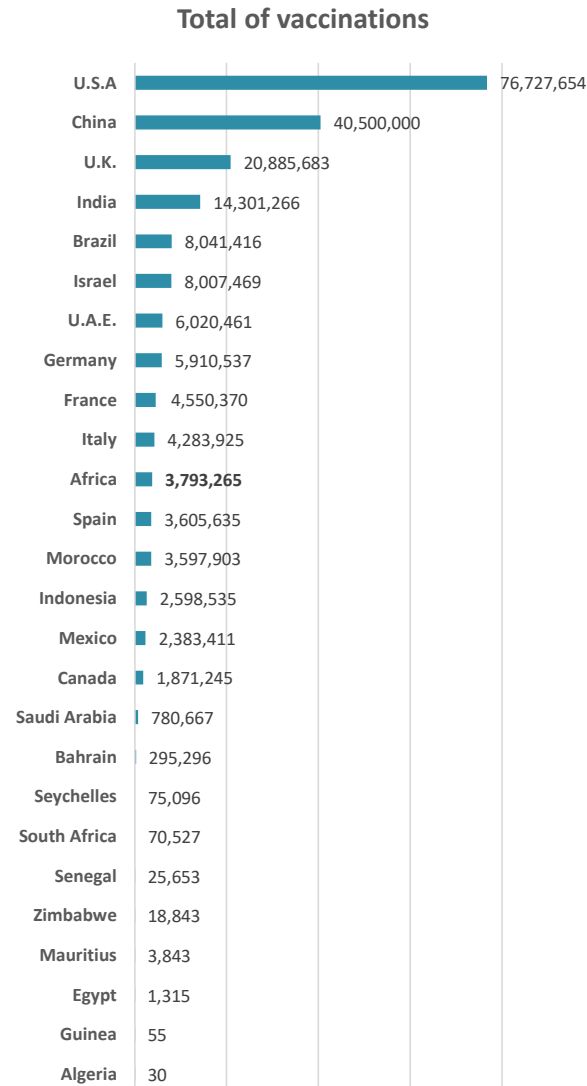
- **The case fatality rate (CFR), i.e. deaths per confirmed cases for Africa, increased to 2.7% from 2.6% during the preceding three weeks, which is higher than the global CFR rate of 2.2%.** Regionally, West Africa has the lowest CFR at 1.3%, followed by Central Africa at 1.8% and East Africa at 1.9%, while North Africa at 2.8% and Southern Africa at 3.1% recorded higher CFRs than the African average. As of February 28, 2021, sixteen African countries, namely Sudan (6.2%), Egypt (5.9%), Liberia (4.2%), Mali (4.2%), Zimbabwe (4.1%), Comoros (4.0%), Eswatini (3.8%), Niger (3.6%), Chad (3.5%), Tunisia (3.4%), Somalia (3.3%), Malawi (3.3%), South Africa (3.3%), The Gambia (3.2%), Lesotho (2.8%) and DRC (2.7%), recorded CRFs higher than or equal to the average for Africa.

Recovery Rates in Africa

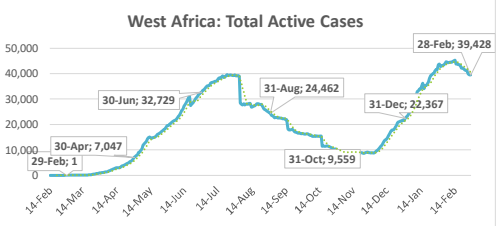
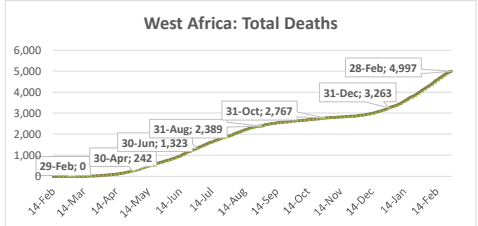
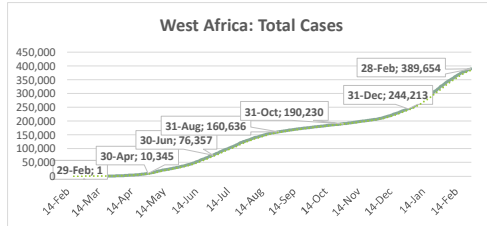
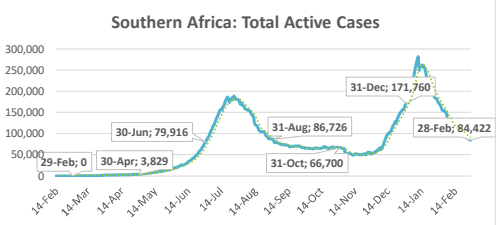
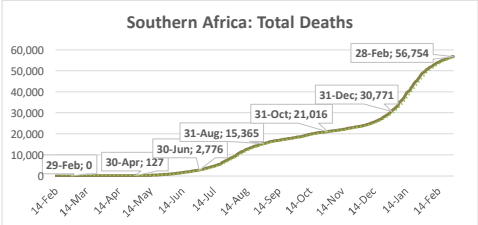
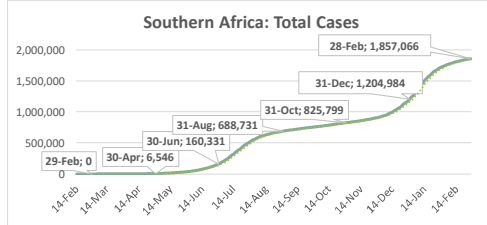
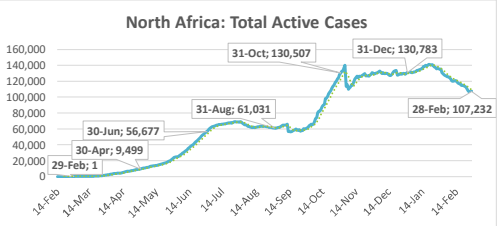
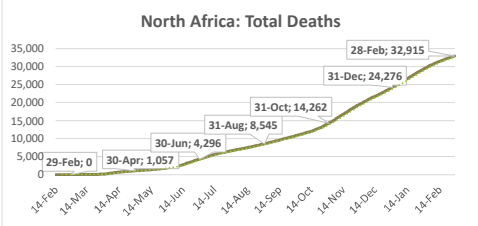
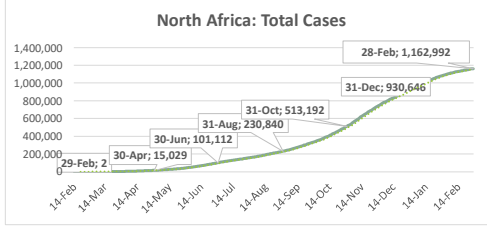
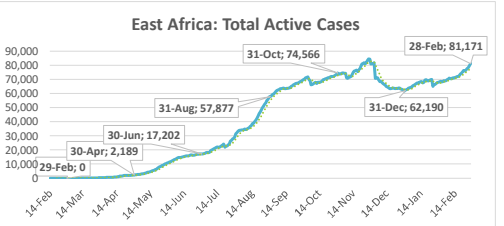
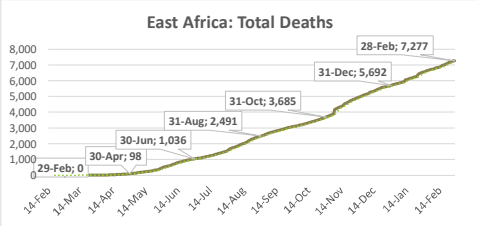
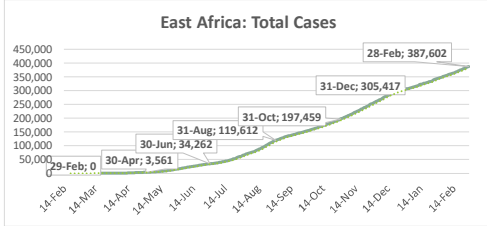
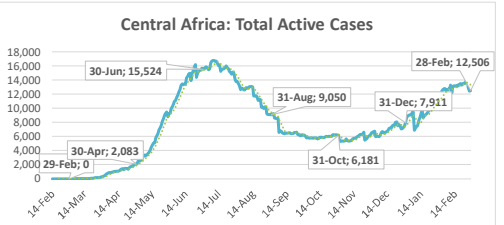
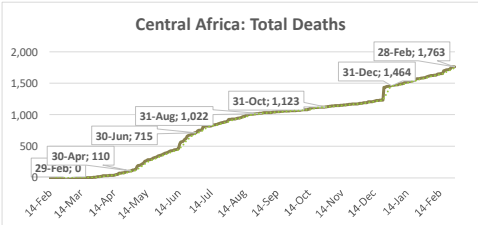
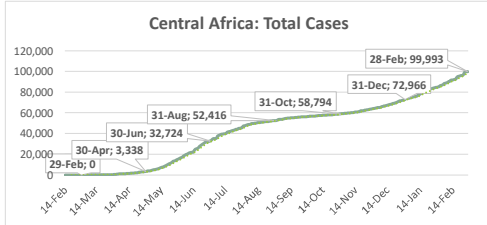
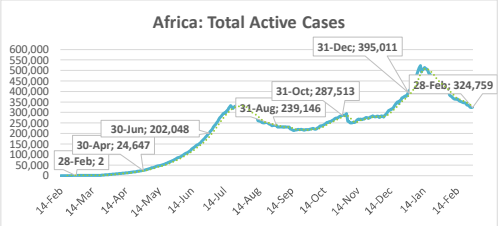
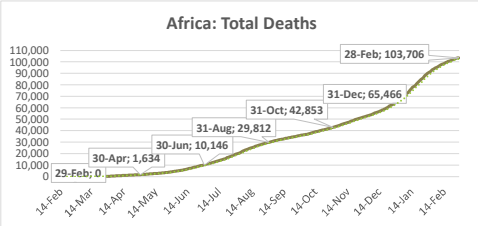
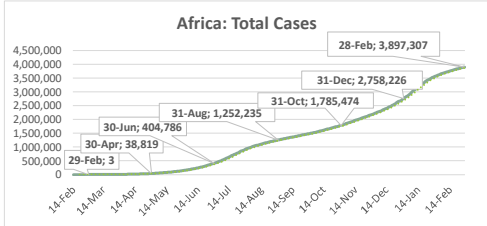
- **As of February 28, 2021, the number of recovered cases in Africa reached 3,468,842, which is 89.0% of its total confirmed cases.** Regionally, the recovery rates were 92.4% for Southern Africa, 88.6% for West Africa, 87.9% for North Africa, 85.7% for Central Africa and 77.2% for East Africa. In the week under review 86,666 newly recovered cases were reported.

Summary of COVID-19 vaccinations tracking in the Word: Situation for the week ending 28 February 2021

	Vaccinations				
	Total vaccinations	% of population vaccinated	New vaccinations for the week of	New vaccinations for the week of	Weekly change
			28 Feb.	21 Feb.	
World	239,020,965	3.1	33,558,748	30,819,702	2,739,046
Africa	3,793,265	0.3	1,255,246	1,095,991	159,255
Algeria	30	0.0	0	0	0
Egypt	1,315	0.0	0	0	0
Guinea	55	0.0	0	0	0
Mauritius	3,843	0.3	0	3,636	-3,636
Morocco	3,597,903	9.7	1,136,711	1,072,653	64,058
Senegal	25,653	0.2	25,653	0	25,653
Seychelles	75,096	76.4	10,036	13,178	-3,142
South Africa	70,527	0.1	64,003	6,524	57,479
Zimbabwe	18,843	0.1	18,843	0	18,843
Americas					
Brazil	8,041,416	3.8	1,411,589	1,714,092	-302,503
Canada	1,871,245	5.0	382,889	219,317	163,572
Mexico	2,383,411	1.9	727,107	930,302	-203,195
U.S.A	76,727,654	23.4	12,301,776	12,078,452	223,324
Asia					
China	40,500,000	2.9	0	0	0
India	14,301,266	1.0	3,216,093	2,821,315	394,778
Indonesia	2,598,535	1.0	633,907	470,303	163,604
Europe					
France	4,550,370	6.8	833,751	833,163	588
Germany	5,910,537	7.1	1,040,896	902,395	138,501
Israel	8,007,469	88.4	875,001	755,079	119,922
Italy	4,283,925	7.1	786,100	510,961	275,139
Spain	3,605,635	7.7	669,624	512,966	156,658
U.K.	20,885,683	31.2	2,688,414	2,597,365	91,049
Middle East					
Bahrain	295,296	18.0	23,547	29,489	-5,942
Saudi Arabia	780,667	2.3	239,256	94,471	144,785
U.A.E.	6,020,461	61.6	466,119	499,111	-32,992



Summary of COVID-19 tracking in Africa: Situation for the week ending 28 February 2021																			
	Date of first case	Cases				Deaths				Recovered				Active				Test	
		Total cases	New cases for the week of	New cases for the week of	Weekly change from Previous week	Total deaths	New deaths for the week of	New deaths for the week of	Weekly change from Previous week	Total Recovered	New recovered for the week of	New recovered for the week of	Weekly change from Previous week	Active cases	New active for the week of	New active for the week of	Weekly change from Previous week	Total tests	Tests Per million People
World	31-Dec	114,051,774	2,700,575	2,547,245	153,330	2,530,564	64,409	66,578	-2,169	72,255,108	1,576,366	1,762,697	-186,331	39,266,102	1,059,800	717,970	341,830	1,628,197,989	208,883
Africa	14-Feb	3,897,307	67,905	76,228	-8,323	103,706	2,370	2,861	-491	3,468,842	86,666	92,023	-5,357	324,759	-21,131	-18,656	-2,475	35,009,214	26,149
Central Africa	6-Mar	99,993	4,338	3,931	407	1,763	52	64	-12	85,724	5,223	3,555	1,668	12,506	-937	312	-1,249	1,919,341	13,100
East Africa	13-Mar	387,602	12,449	11,344	1,105	7,277	194	221	-27	299,154	6,544	7,059	-515	81,171	5,711	4,064	1,647	5,963,241	15,881
North Africa	14-Feb	1,162,992	16,515	15,907	608	32,915	706	807	-101	1,022,845	22,908	21,322	1,586	107,232	-7,099	-6,222	-877	8,765,804	42,463
Southern Africa	5-Mar	1,857,066	22,766	29,165	-6,399	56,754	1,224	1,530	-306	1,715,890	37,626	41,257	-3,631	84,422	-16,084	-13,622	-2,462	13,247,047	62,139
West Africa	28-Feb	389,654	11,837	15,881	-4,044	4,997	194	239	-45	345,229	14,365	18,830	-4,465	39,428	-2,722	-3,188	466	5,113,781	12,874



.....: 7-day moving average

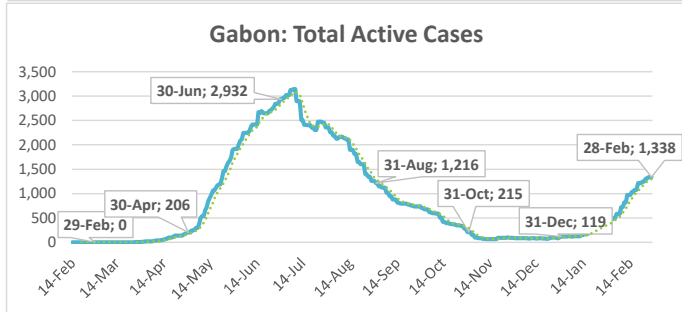
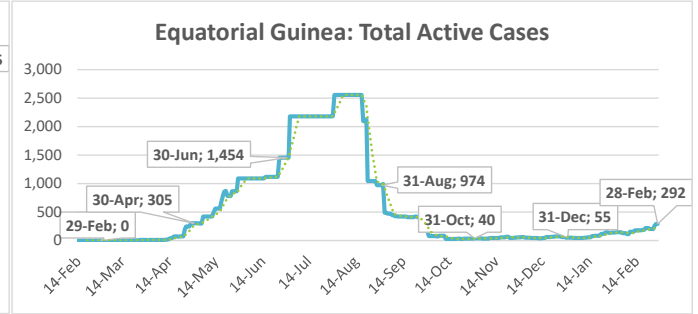
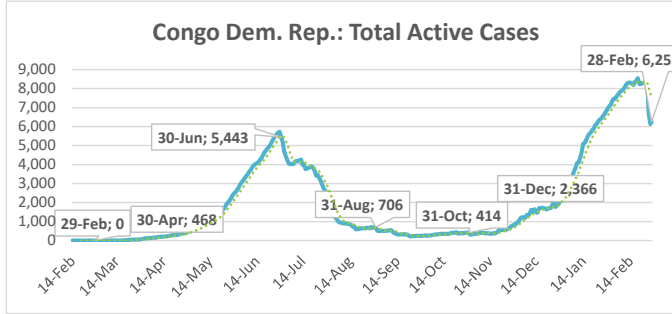
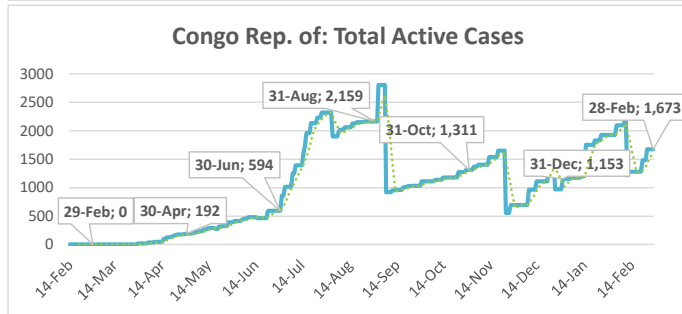
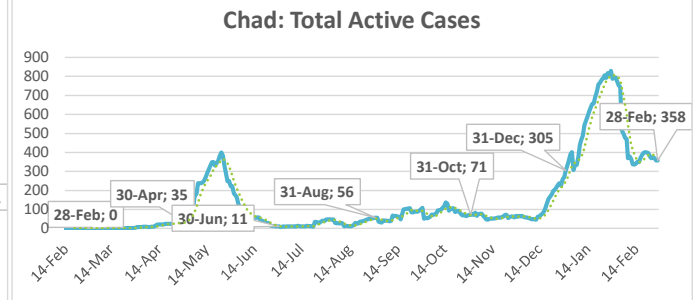
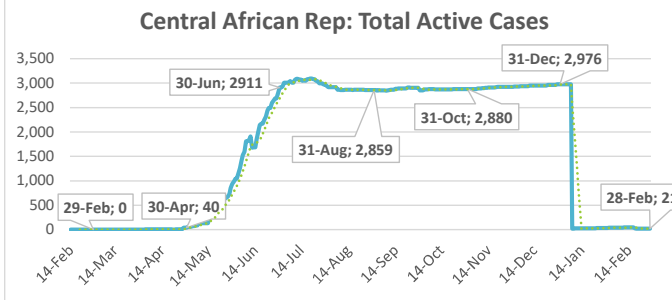
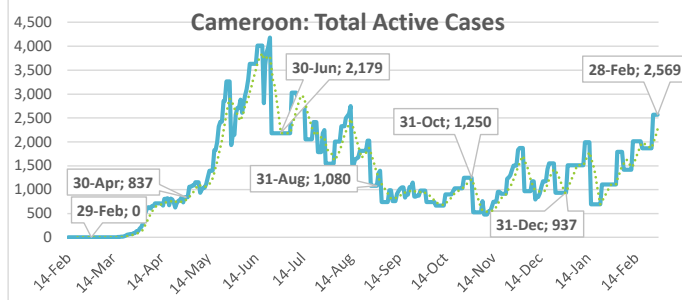
Central Africa

Highlights of the Covid-19 Situation in Central Africa as of February 28, 2021

- **As of Sunday, February 28, 2021, the number of total cases in the Central Africa region reached 99,993.** The region reported 4,338 new cases in the review week, which is an increase of 10.4% compared to the preceding week. The total number of deaths reported reached 1,763, recording 52 new deaths in the review week. The number of total recovered cases reached 85,724, of which 5,223 were newly recovered cases during the review week. The total number of active cases stands at 12,506, which is a decline of 937 cases in the review week.
- **Cameroon accounted for 35.7% of the total cases and 45.3% of the new cases in the region during the week under review.** Chad has the lowest number of total cases in the region at 3,973.
- **The average case fatality rate (CFR) for the region stands at 1.8%. The highest CFR in the region was reported in Chad at 3.5% and the lowest in Gabon at 0.6%.**

Summary of COVID-19 tracking in Central Africa: Situation for the week ending 28 February 2021

	Date of first case	Cases				Deaths				Recovered				Active				Test	
		Total cases	New cases for the week of	New cases for the week of	Weekly change	Total deaths	New deaths for the week of	New deaths for the week of	Weekly change from Previous week	Total Recovered	New recovered for the week of	New recovered for the week of	Weekly change from Previous week	Active cases	New active for the week of	New active for the week of	Weekly change from Previous week	Total tests	Tests Per million People
			28 Feb.	21 Feb.			28 Feb.	21 Feb.			28 Feb.	21 Feb.			28 Feb.	21 Feb.			
Central Africa	6-Mar	99,993	4,338	3,931	407	1,763	52	64	-12	85,724	5,223	3,555	1,668	12,506	-937	312	-1,249	1,919,341	13,100
Cameroon	6-Mar	35,714	1,965	1,651	314	551	28	44	-16	32,594	1,232	1,753	-521	2,569	705	-146	851	942,685	35,512
Central African Rep.	15-Mar	5,004	3	5	-2	63	0	0	0	4,920	0	35	-35	21	3	-30	33	37,104	7,682
Chad	19-Mar	3,973	124	204	-80	140	6	5	1	3,475	160	140	20	358	-42	59	-101	98,035	5,968
Congo Rep. of	15-Mar	8,820	195	206	-11	128	1	4	-3	7,019	0	0	0	1,673	194	202	-8	93,962	17,028
Congo Dem. Rep.	10-Mar	25,913	833	785	48	707	7	7	0	18,951	2,816	837	1,979	6,255	-1,990	-59	-1,931	124,838	1,394
Equatorial Guinea	14-Mar	6,005	207	104	103	91	2	2	0	5,622	134	62	72	292	71	40	31	97,933	69,803
Gabon	12-Mar	14,564	1,011	976	35	83	8	2	6	13,143	881	728	153	1,338	122	246	-124	524,784	235,780



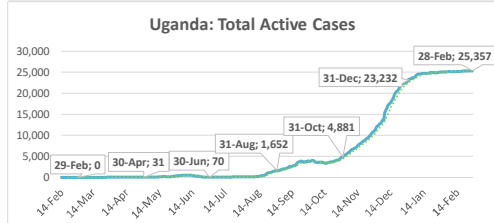
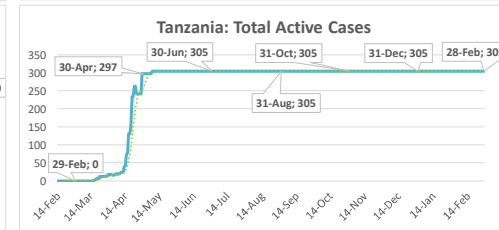
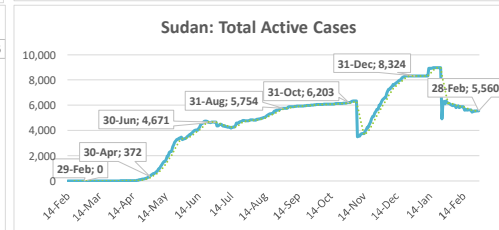
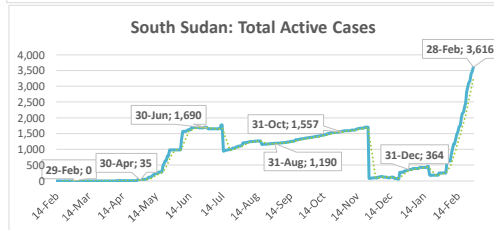
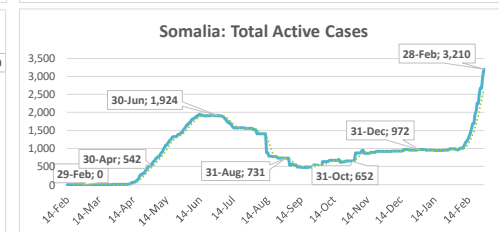
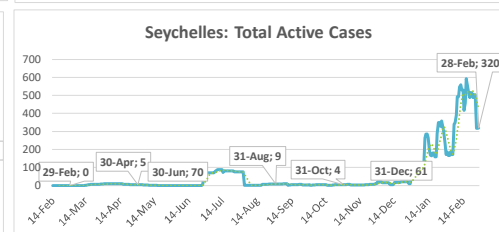
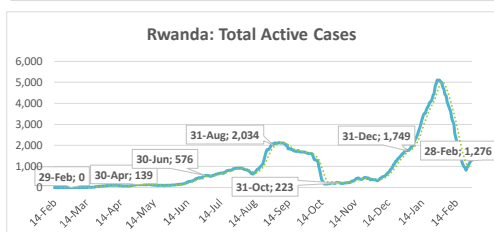
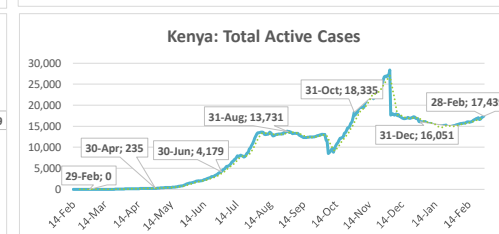
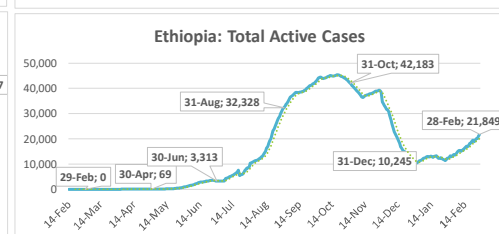
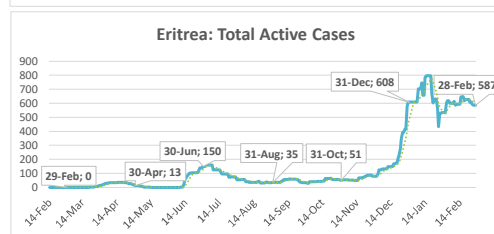
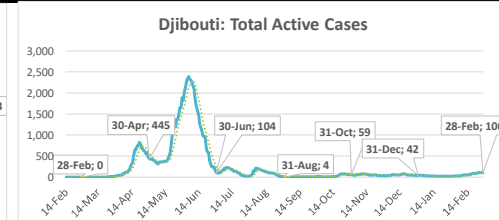
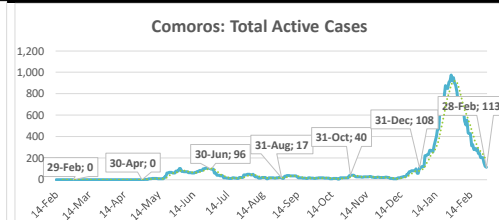
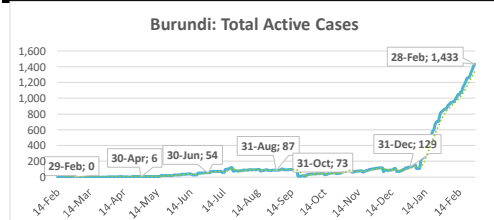
.....: 7-day moving average

East Africa

Highlights of the Covid-19 Situation in East Africa as of February 28, 2021

- **As of Sunday, February 28, 2021, the number of total cases in the East Africa region reached 387,602.** The region reported 12,449 new cases in the review week, which is a 9.7% increase compared to the number of new cases reported in the preceding week. The total number of deaths reported reached 7,277, recording 194 new deaths in the review week. The number of total recovered cases reached 299,154, of which 6,544 were newly recovered cases during the review week. The total number of active cases stands at 81,171, which is an increase of 5,711 cases in the review week.
- **Ethiopia accounted for 41.0% of the total cases and 50.3% of the new cases in the region during the week under review.** Burundi has the lowest number of total cases in the region at 2,209.
- **The average case fatality rate (CFR) for the region stands at 1.9%. The highest CFR in the region was reported in Sudan at 6.2% and the lowest in Burundi at 0.1%.**

Summary of COVID-19 tracking in East Africa: Situation for the week ending 28 February 2021																			
	Date of first case	Cases				Deaths				Recovered				Active				Test	
		Total cases	New cases for the week of	New cases for the week of	Weekly change	Total deaths	New deaths for the week of	New deaths for the week of	Weekly change from Previous week	Total Recovered	New recovered for the week of	New recovered for the week of	Weekly change from Previous week	Active cases	New active for the week of	New active for the week of	Weekly change from Previous week	Total tests	Tests Per million People
			28 Feb.	21 Feb.			21 Feb.	28 Feb.			21 Feb.	21 Feb.			28 Feb.	21 Feb.			
East Africa	13-Mar	387,602	12,449	11,344	1,105	7,277	194	221	-27	299,154	6,544	7,059	-515	81,171	5,711	4,064	1,647	5,963,241	15,881
Burundi	31-Mar	2,209	178	207	-29	3	0	0	0	773	0	0	0	1,433	178	207	-29	116,794	9,822
Comoros	2-May	3,571	69	168	-99	144	1	14	-13	3,314	197	340	-143	113	-129	-186	-57	6,227	7,161
Djibouti	18-Mar	6,066	42	53	-11	63	0	0	0	5,897	24	15	9	106	18	38	-20	115,711	117,116
Eritrea	21-Mar	2,847	162	256	-94	7	0	0	0	2,253	203	222	-19	587	-41	34	-75	23,693	6,681
Ethiopia	13-Mar	159,072	6,266	5,714	552	2,365	86	85	-1	134,858	3,492	2,624	868	21,849	2,688	3,005	-317	2,134,587	18,568
Kenya	13-Mar	105,973	1,772	1,334	438	1,856	33	28	-5	86,678	1,101	569	532	17,439	638	737	-99	1,298,838	24,155
Rwanda	14-Mar	18,850	797	710	87	261	12	10	-2	17,313	510	2,011	-1,501	1,276	275	-1,311	1,586	1,009,041	77,905
Seychelles	15-Mar	2,618	217	509	-292	11	1	2	-1	2,287	413	520	-107	320	-197	-13	-184	21,504	218,654
Somalia	16-Mar	7,257	1,240	834	406	239	37	50	-13	3,808	44	25	19	3,210	1,159	759	400	84,062	5,289
South Sudan	5-Apr	7,926	1,343	1,170	173	93	7	12	-5	4,217	203	245	-42	3,616	1,133	913	220	109,705	9,801
Sudan	13-Mar	30,347	219	195	24	1,880	16	15	-1	22,907	269	430	-163	5,560	-66	-250	184	158,804	3,622
Tanzania	16-Mar	509	21	183	305	3,880	65
Uganda	21-Mar	40,357	144	194	-50	334	1	5	-4	14,666	88	58	30	25,357	55	131	-76	880,395	19,247



.....: 7-day moving average

North Africa

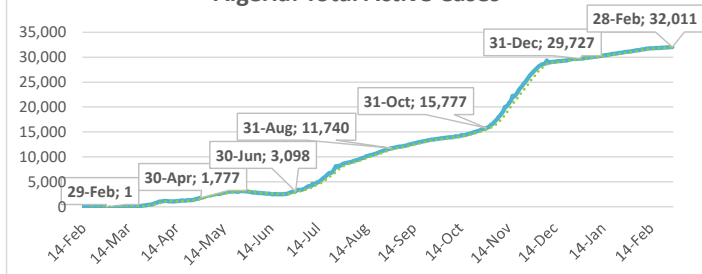
Highlights of the Covid-19 Situation in North Africa as of February 28, 2021

- **As of Sunday, February 28, 2021, the number of total cases in the North Africa region reached 1,162,992.** The region reported 16,515 new cases in the review week, which is a 3.8% increase compared to the new cases reported in the preceding week. The total number of deaths reported reached 32,915, recording 706 new deaths in the review week. The number of total recovered cases reached 1,022,845, of which 22,908 were newly recovered cases during the review week. The total number of active cases stands at 107,232, which is a decline of 7,099 cases in the review week.
- **Morocco accounted for 41.6% of the total cases, while Tunisia accounted for 29.8% of the new cases in the region during the week under review.** Mauritania has the lowest number of total cases in the region at 17,207.
- **The average case fatality rate (CFR) for the region stands at 2.8%, in the review week. The highest CFR in the region was reported in Egypt at 5.9% and the lowest in Libya at 1.6%.**

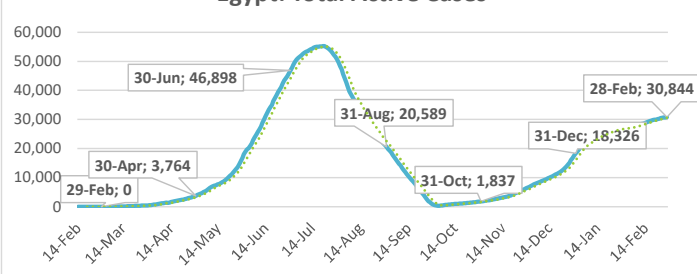
Summary of COVID-19 tracking in North Africa: Situation for the week ending 28 February 2021

	Date of first case	Cases				Deaths				Recovered				Active				Test	
		Total cases	New cases for the week of	New cases for the week of	Weekly change	Total deaths	New deaths for the week of	New deaths for the week of	Weekly change from Previous week	Total Recovered	New recovered for the week of	New recovered for the week of	Weekly change from Previous week	Active cases	New active for the week of	New active for the week of	Weekly change from Previous week	Total tests	Tests Per million People
			28 Feb.	21 Feb.			28 Feb.	21 Feb.			28 Feb.	21 Feb.			28 Feb.	21 Feb.			
North Africa	14-Feb	1,162,992	16,515	15,907	608	32,915	706	807	-101	1,022,845	22,908	21,322	1,586	107,232	-7,099	-6,222	-877	8,765,804	42,463
Algeria	26-Feb	113,092	1,175	1,206	-31	2,983	22	22	0	78,098	1,022	1,077	-55	32,011	131	107	24	230,553	5,258
Egypt	14-Feb	182,424	4,273	4,338	-65	10,688	335	359	-24	140,892	3,055	2,877	178	30,844	883	1,102	-219	1,000,000	9,772
Libya	25-Mar	133,338	3,541	2,443	1,098	2,179	65	96	-31	120,240	4,883	5,214	-331	10,919	-1,407	-2,867	1,460	725,979	105,654
Mauritania	14-Mar	17,207	112	121	-9	441	7	4	3	16,563	167	156	11	203	-62	-39	-23	173,540	37,323
Morocco	5-Mar	483,654	2,499	2,681	-182	8,623	69	77	-8	469,046	4,382	5,812	-1,430	5,985	-1,952	-3,208	1,256	5,655,947	153,234
Tunisia	5-Mar	233,277	4,915	5,118	-203	8,001	208	249	-41	198,006	9,399	6,186	3,213	27,270	-4,692	-1,317	-3,375	979,785	82,902

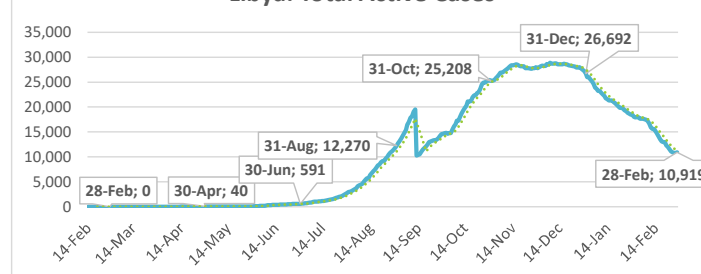
Algeria: Total Active Cases



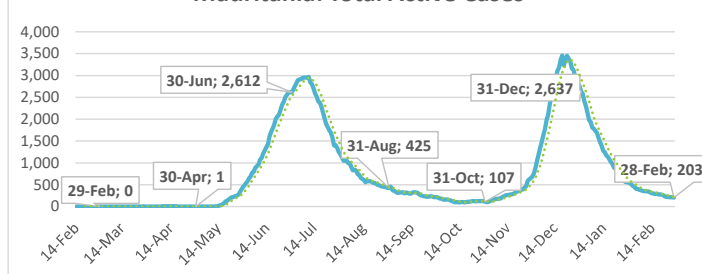
Egypt: Total Active Cases



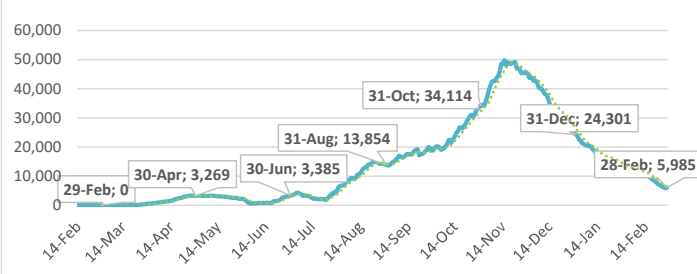
Libya: Total Active Cases



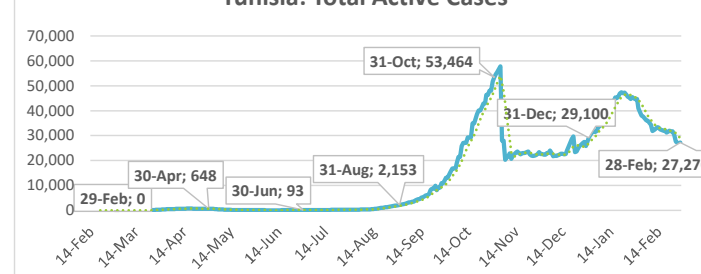
Mauritania: Total Active Cases



Morocco: Total Active Cases



Tunisia: Total Active Cases



.....: 7-day moving average

Southern Africa

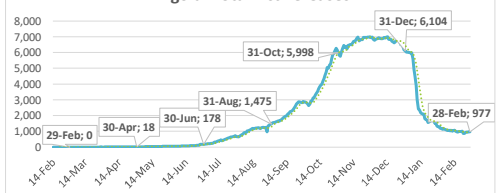
Highlights of the Covid-19 Situation in Southern Africa as of February 28, 2021

- **As of Sunday, February 28, 2021, the number of total cases in the Southern Africa region reached 1,857,066.** The region reported 22,766 new cases in the review week, which is a 21.9% decline compared to the new cases reported in the preceding week. The total number of deaths reported reached 56,754, recording 1,224 new deaths in the review week. The number of total recovered cases reached 1,715,890, of which 37,626 were newly recovered cases during the review week. The total number of active cases stands at 84,422, which is a decline of 16,084 cases in the review week.
- **South Africa accounted for 81.5% of the total cases and 42.2% of the new cases in the region during the week under review.** Mauritius has the lowest number of total cases in the region at 610.
- **The average case fatality rate (CFR) for the region increased to 3.1%, in the review week. The highest CFR in the region was reported in Zimbabwe at 4.1% and the lowest in Botswana, Mozambique and Namibia at 1.1%.**

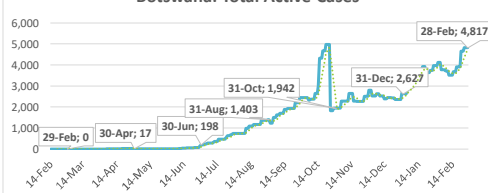
Summary of COVID-19 tracking in Southern Africa: Situation for the week ending 28 February 2021

	Date of first case	Cases				Deaths				Recovered				Active				Test	
		Total cases	New cases for the week of	New cases for the week of	Weekly change	Total deaths	New deaths for the week of	New deaths for the week of	Weekly change from Previous week	Total Recovered	New recovered for the week of	New recovered for the week of	Weekly change from Previous week	Active cases	New active for the week of	New active for the week of	Weekly change from Previous week	Total tests	Tests Per million People
		28 Feb.	21 Feb.	21 Feb.	21 Feb.	28 Feb.	21 Feb.	21 Feb.	21 Feb.	28 Feb.	21 Feb.	21 Feb.	21 Feb.	28 Feb.	21 Feb.	21 Feb.	21 Feb.	28 Feb.	28 Feb.
Southern Africa	5-Mar	1,857,066	22,766	29,165	-6,399	56,754	1,224	1,530	-306	1,715,890	37,626	41,257	-3,631	84,422	-16,084	-13,622	-2,462	13,247,047	62,139
Angola	27-Mar	20,807	288	153	135	508	9	7	-2	19,322	309	218	91	977	-30	-72	42	369,532	11,244
Botswana	16-Mar	28,371	1,847	1,598	249	310	56	32	-4	23,244	881	1,149	-268	4,817	910	397	513	805,587	342,566
Eswatini	14-Mar	17,014	225	254	-29	652	7	15	-8	14,676	1,481	943	538	1,686	-1,263	-704	-559	151,217	130,341
Lesotho	13-Mar	10,491	30	496	-466	292	7	55	-48	3,745	433	372	61	6,454	-410	69	-479	60,460	28,223
Madagascar	20-Mar	19,831	0	233	-233	297	0	5	-5	19,296	0	381	-381	238	0	-153	153	119,608	4,319
Malawi	2-Apr	31,945	1,203	1,707	-504	1,044	31	61	-30	18,874	2,034	3,233	-1,199	12,027	-862	-1,587	725	197,924	10,346
Mauritius	18-Mar	610	7	8	-1	10	0	0	0	571	15	10	5	29	-8	-2	6	301,345	236,950
Mozambique	27-Mar	59,350	3,707	5,378	-1,671	641	46	60	-14	41,096	5,829	3,568	2,261	17,613	-2,168	1,750	-3,918	423,338	13,544
Namibia	14-Mar	38,845	1,362	1,531	-169	424	22	14	8	36,261	1,171	949	222	2,160	169	568	-399	302,912	119,214
São Tomé & Príncipe	6-Apr	1,786	176	128	48	29	8	2	6	1,382	134	142	-8	375	34	-16	50	11,592	52,893
South Africa	5-Mar	1,513,393	9,597	11,989	-2,392	49,993	940	1,154	-214	1,430,259	18,244	23,694	-5,450	33,141	-9,587	-12,859	3,272	9,077,479	153,055
Zambia	18-Mar	78,534	4,031	5,066	-1,035	1,091	71	69	-2	74,498	6,554	5,074	1,480	2,945	-2,594	-77	-2,517	1,087,439	59,152
Zimbabwe	25-Mar	36,089	293	624	-331	1,463	27	36	-9	32,666	541	1,524	-983	1,960	-275	-936	661	338,614	22,782

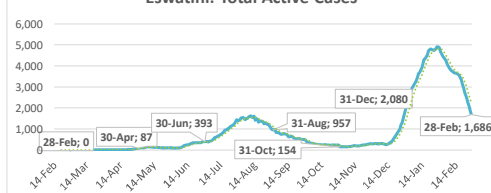
Angola: Total Active Cases



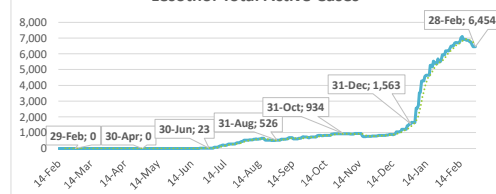
Botswana: Total Active Cases



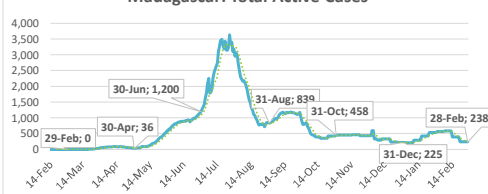
Eswatini: Total Active Cases



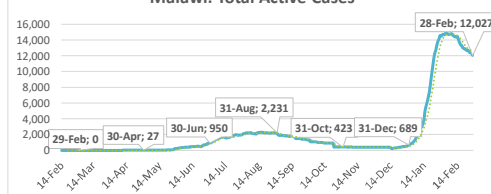
Lesotho: Total Active Cases



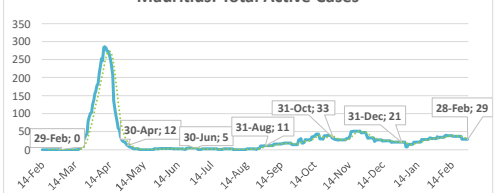
Madagascar: Total Active Cases



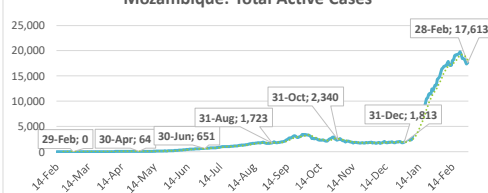
Malawi: Total Active Cases



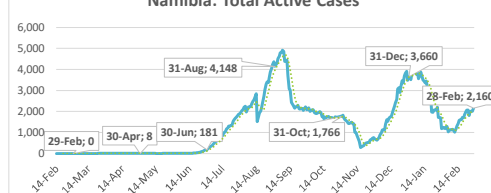
Mauritius: Total Active Cases



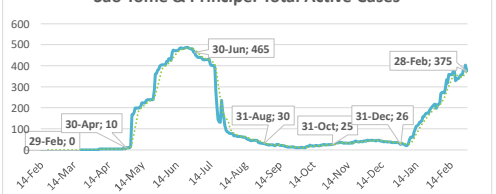
Mozambique: Total Active Cases



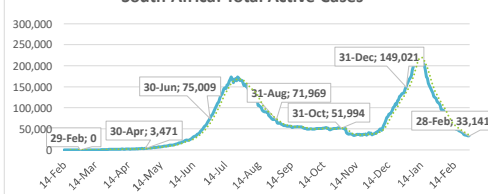
Namibia: Total Active Cases



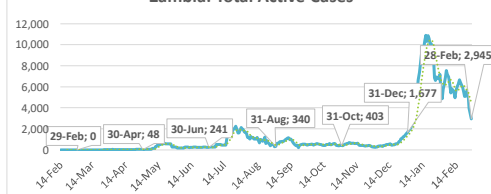
São Tomé & Príncipe: Total Active Cases



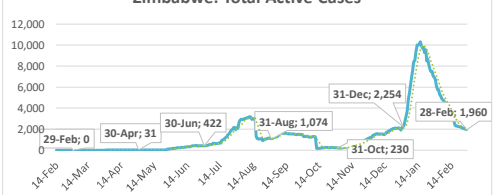
South Africa: Total Active Cases



Zambia: Total Active Cases



Zimbabwe: Total Active Cases



..... 7-day moving average

West Africa

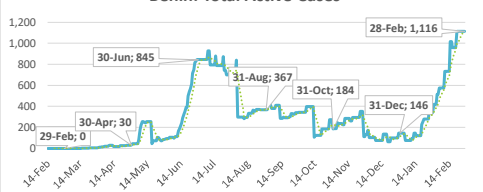
Highlights of the Covid-19 Situation in West Africa as of February 28, 2021

- **As of Sunday, February 28, 2021, the number of total cases in the West Africa region reached 389,654.** The region reported 11,837 new cases in the review week, which is a 25.5% decline compared to the new cases reported in the preceding week. The total number of deaths reported reached 4,997, recording 194 new deaths in the review week. The number of total recovered cases reached 345,229, of which 14,365 were newly recovered cases during the review week. The total number of active cases stands at 39,428, which is a decline of 2,722 cases in the review week.
- **Nigeria accounted for 39.9% of the total cases, while Ghana accounted for 31.8% of the new cases in the region during the week under review.** Liberia has the lowest number of total cases in the region at 2,014.
- **The average case fatality rate (CFR) for the region stands at 1.3%. The highest CFR in the region was reported in Liberia and Mali at 4.2% and the lowest in Côte d'Ivoire and Guinea at 0.6%.**

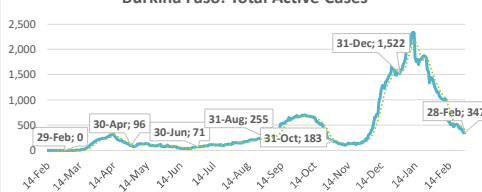
Summary of COVID-19 tracking in West Africa: Situation for the week ending 28 February 2021

	Date of first case	Cases				Deaths				Recovered				Active				Test	
		Total cases	New cases for the week of	New cases for the week of	Weekly change	Total deaths	New deaths for the week of	New deaths for the week of	Weekly change from Previous week	Total Recovered	New recovered for the week of	New recovered for the week of	Weekly change from Previous week	Active cases	New active for the week of	New active for the week of	Weekly change from Previous week	Total tests	Tests Per million People
		28 Feb.	28 Feb.	21 Feb.		28 Feb.	21 Feb.	21 Feb.		28 Feb.	21 Feb.	21 Feb.		28 Feb.	21 Feb.	21 Feb.			
West Africa	28-Feb	389,654	11,837	15,881	-4,044	4,997	194	239	-45	345,229	14,365	18,830	-4,465	39,428	-2,722	-3,188	-466	5,113,781	12,874
Benin	16-Mar	5,434	0	874	-874	70	0	14	-14	4,248	0	476	-476	1,116	0	384	-384	476,511	39,306
Burkina Faso	9-Mar	11,982	185	209	-24	142	3	1	-2	11,493	353	270	-83	347	-171	-62	-109	156,839	7,503
Cabo Verde	20-Mar	15,400	352	307	-45	147	3	5	-2	14,814	276	340	-64	439	73	-38	-111	124,441	223,820
Côte d'Ivoire	11-Mar	32,754	728	886	-158	192	6	12	-6	31,624	1,035	1,251	-216	938	-313	-377	-64	423,731	16,064
Gambia, The	18-Mar	4,712	158	140	-18	150	6	6	0	4,089	78	110	-32	473	74	24	50	42,976	17,783
Ghana	12-Mar	84,023	3,770	4,417	-647	607	30	44	-14	77,972	4,954	5,931	-977	5,444	-1,214	-1,558	-344	893,602	28,758
Guinea	13-Mar	15,992	597	428	-169	89	3	1	-2	14,897	192	203	-11	1,006	402	224	-178	349,852	26,640
Guinea-Bissau	27-Mar	3,262	147	191	-44	48	1	1	0	2,613	58	91	-33	601	88	99	-11	52,274	26,562
Liberia	16-Mar	2,014	26	32	-6	85	0	1	-1	1,884	28	86	-58	45	-2	-55	-53	73,921	14,616
Mali	25-Mar	8,376	77	70	-7	353	5	6	-1	6,402	104	102	2	1,621	-32	-38	-6	200,052	9,879
Niger	20-Mar	4,740	7	38	-31	172	2	1	-1	4,250	15	83	-68	318	-10	-46	-36	79,321	3,277
Nigeria	28-Feb	155,657	3,583	5,890	-2,307	1,907	68	87	-19	133,768	5,149	7,781	-2,632	19,982	-1,634	-1,978	-344	1,489,103	7,224
Senegal	2-Mar	34,520	1,593	1,920	-327	872	64	60	-4	28,894	1,763	1,748	15	4,754	-234	112	-346	388,952	23,229
Sierra Leone	31-Mar	3,887	32	34	-2	79	0	0	0	2,621	14	48	-34	1,187	18	-14	-32	125,833	15,775
Togo	6-Mar	6,901	582	445	-137	84	3	0	-3	5,660	346	310	36	1,157	233	135	-98	236,373	28,552

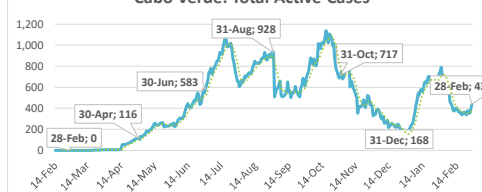
Benin: Total Active Cases



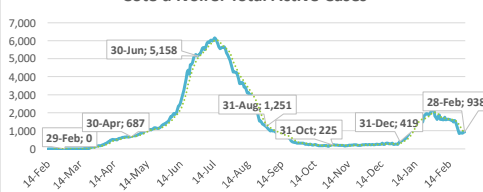
Burkina Faso: Total Active Cases



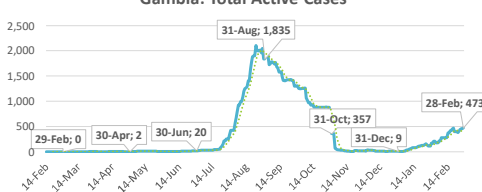
Cabo Verde: Total Active Cases



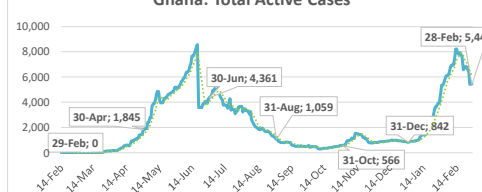
Côte d'Ivoire: Total Active Cases



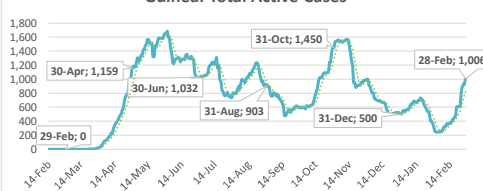
Gambia: Total Active Cases



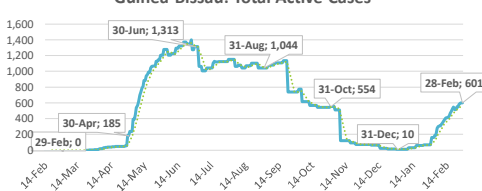
Ghana: Total Active Cases



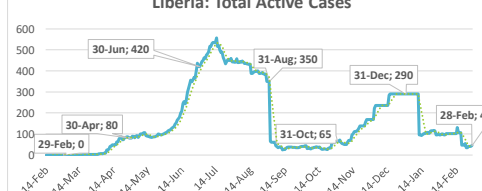
Guinea: Total Active Cases



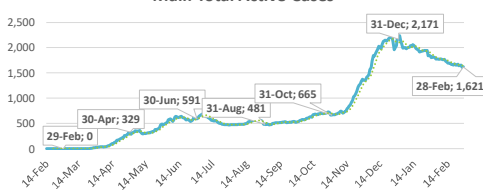
Guinea-Bissau: Total Active Cases



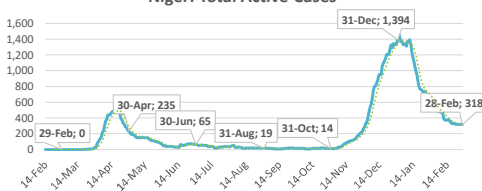
Liberia: Total Active Cases



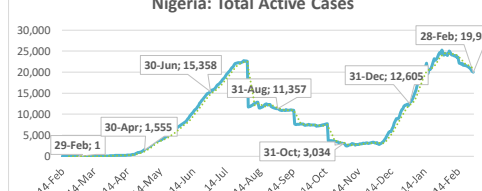
Mali: Total Active Cases



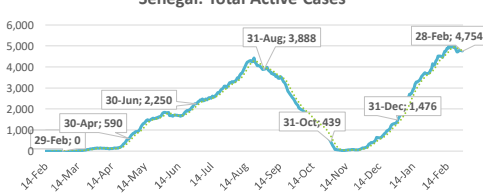
Niger: Total Active Cases



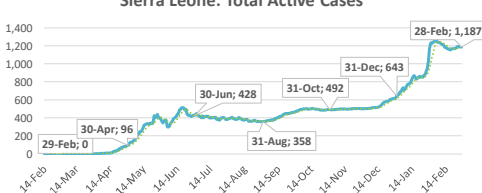
Nigeria: Total Active Cases



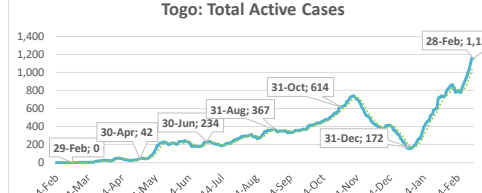
Senegal: Total Active Cases



Sierra Leone: Total Active Cases



Togo: Total Active Cases



.....: 7-day moving average