



## AFRICAN DEVELOPMENT BANK GROUP

---

### Weekly Data Flash on Covid-19 in Africa<sup>1</sup>:

*The situation as of Sunday, March 07, 2021*

Statistics Department (ECST)

---

<sup>1</sup> This briefing note has been prepared by Roza Mamuye Bora, Senior Statistician; Anouar Chaouch, Statistician; Soumaila Karambiri, Statistical Assistant; Regis Hauhouot Stephane, Statistical Assistant and Desire Lakpa Guy, Statistical Assistant and under the supervision of Louis Kouakou, Division Manager ECST1.

For more information on Covid-19, please visit the Bank's Africa Information Highway  
<https://africacovid.opendataforafrica.org/>.

# Contents

	Page
Highlights of the Covid-19 Situation in Africa as of March 7, 2021	1
Data Annexes: Africa	4
Highlights of the Covid-19 Situation in Central Africa as of March 7, 2021	6
Data Annexes: Central Africa	8
Highlights of the Covid-19 Situation in East Africa as of March 7, 2021	9
Data Annexes: East Africa	11
Highlights of the Covid-19 Situation in North Africa as of March 7, 2021	12
Data Annexes: North Africa	14
Highlights of the Covid-19 Situation in Southern Africa as of March 7, 2021	15
Data Annexes: Southern Africa	17
Highlights of the Covid-19 Situation in West Africa as of March 7, 2021	18
Data Annexes: West Africa	20

## Highlights of the Covid-19 Situation in Africa as of March 7, 2021<sup>2</sup>

### *Vaccinations: Status Update*

- **Over 56.2 million new Covid-19 vaccinations were administered globally in the review week, bringing the total, as of March 7, 2021, to 299,055,208.** In terms of the geographical distribution, the USA accounted for 30.9% of the total number of Covid-19 vaccinations administered to date, followed by China at 17.6% and the UK at 7.8%
- **The number of African countries rolling out Covid-19 vaccinations is gradually increasing; to date 9 countries (Algeria, Egypt, Guinea, Mauritius, Morocco, Senegal, Seychelles, South Africa and Zimbabwe) have reported commencing vaccination.** As of March 7, 2021, 4,852,683 vaccinations have been administered in Africa, which represents 1.6% of total global vaccinations. Morocco accounts for 92.6% of the vaccinations carried out in Africa to date; Egypt, Guinea and Mauritius have not reported vaccination figures in the past two weeks. In respect of vaccines proportionate to population size, Seychelles has administered vaccines to 83.1% of its population, taking second place globally after Israel (96.0%).

### *Covid-19 Testing in Africa*

- **As of Sunday, March 7, 2021, more than 35.9 million tests for Covid-19 had been administered in Africa, of which over 0.9 million were reported in the week under review.** The majority (25.8%) of the total tests as of March 7, 2021 were conducted in South Africa, followed by Morocco (16.0%), Ethiopia (6.1%), Nigeria (4.4%), Kenya (3.7%), Zambia (3.2%), Rwanda (2.9%), Tunisia (2.8%), Egypt (2.8%) and Cameroon (2.6%). These ten countries collectively account for 70.3% of the tests conducted to date in Africa.
- **The number of average tests per 1 million people in Africa as of March 7, 2021 stands at 26,828, which is an increase of 2.6% over the previous week.** Botswana is the best performer on this indicator with 350,926 tests per 1 million people, followed by Gabon (246,559), Mauritius (236,950), Cabo Verde (225,365), Seychelles (218,654), South Africa (156,056), Morocco (155,224) and Eswatini (133,437).

### *Confirmed, New and Active Global Covid-19 Cases*

- **Globally, the total number of confirmed Covid-19 cases since the start of the pandemic reached 116,830,061:** the majority of which (30.2%) occurred in Europe, followed by North America (28.6%), Asia (21.9%) and South America (15.9%). To date, 73,986,842 cases have recovered globally, representing 63.3% of confirmed global Covid-19 cases.
- **The number of new cases reported globally in the review week amounted to 2,805,266,** indicating a 4.9% increase compared to the new cases recorded in the preceding week.

---

<sup>2</sup> Tanzania has not released data on Covid-19 since May 08, 2020.  
Cameroon has not released new data for the review week.

- **The number of global deaths due to Coronavirus reached 2,593,210, of which 62,646 were recorded in the past week**, which is a decline of 2.7% over the previous week. The number of global active cases showed an increment of 1,010,886 cases in the review week, to reach 40,250,009 as of 7 March, 2021.
- **Africa accounted for 3.4% of the total global cases, 4.1% of deaths, 4.8% of recovered cases and 0.8% of active cases as of March 7, 2021, as detailed below.**

### *Confirmed, New and Active Covid-19 Cases in Africa*

- **As of March 7, 2021, the total number of confirmed cases in Africa reached 3,964,055**, 78.7% of which were in nine countries, namely South Africa (38.4%), Morocco (12.3%), Tunisia (6.0%), Egypt (4.7%), Ethiopia (4.2%), Nigeria (4.0%), Libya (3.5%), Algeria (2.9%) and Kenya (2.7%). The five countries with the lowest number of cases were Mauritius, São Tomé & Príncipe, Liberia, Burundi and Eritrea, with cases ranging between 641 in Mauritius and 2,944 in Eritrea, thus collectively accounting for 0.2% of the confirmed cases in Africa. Considering population size, Seychelles, Cabo Verde, South Africa, Libya and Tunisia are the five countries with the highest number of confirmed cases per million people; rates ranging from 30,711 in Seychelles to 20,325 in Tunisia. The average cases per million, for Africa, stands at 3,030, which is much lower than the global average of 15,226.
- **In the week under review, a total of 66,748 new cases were reported in Africa**, which is a 1.7% decline compared to the previous week. These new cases in Africa account for 2.4% of the weekly new cases recorded globally. The Southern Africa region accounted for 31.4% of the weekly new cases in Africa, followed by North Africa (26.4%), East Africa (20.2%), West Africa (18.1%) and Central Africa (3.9%).
- **The total number of active cases in Africa declined by 6,965 cases in the review week to reach 317,794.** Active cases in Africa have been on a continuous decline over the past seven weeks. Currently, just six countries account for 53.7% of the active cases in Africa, namely Algeria (32,157), Egypt (31,489), South Africa (29,516), Tunisia (27,104), Ethiopia (25,209) and Uganda (25,065).
- **From a regional perspective, North Africa accounts for 33.6% of active cases in Africa, followed by East Africa (27.7%), Southern Africa (23.3%), West Africa (12.2%) and Central Africa (3.2%).**

### *Deaths and the Case Fatality Rates in Africa*

- **As of March 7, 2021, a total of 105,713 deaths had been reported in Africa since the start of the pandemic**, of which 54.6% were in Southern Africa, 31.8% in North Africa, 7.1% in East Africa, 4.9% in West Africa and 1.7% in Central Africa. The five countries with the highest number of reported deaths due to Covid-19 since the start of the pandemic, were South Africa, Egypt, Morocco, Tunisia and Algeria, ranging from 50,678 in South Africa to 3,013 in Algeria.

A total of 2,007 new deaths were reported in Africa in the week under review, which is a decline of 15.3% compared to the preceding week.

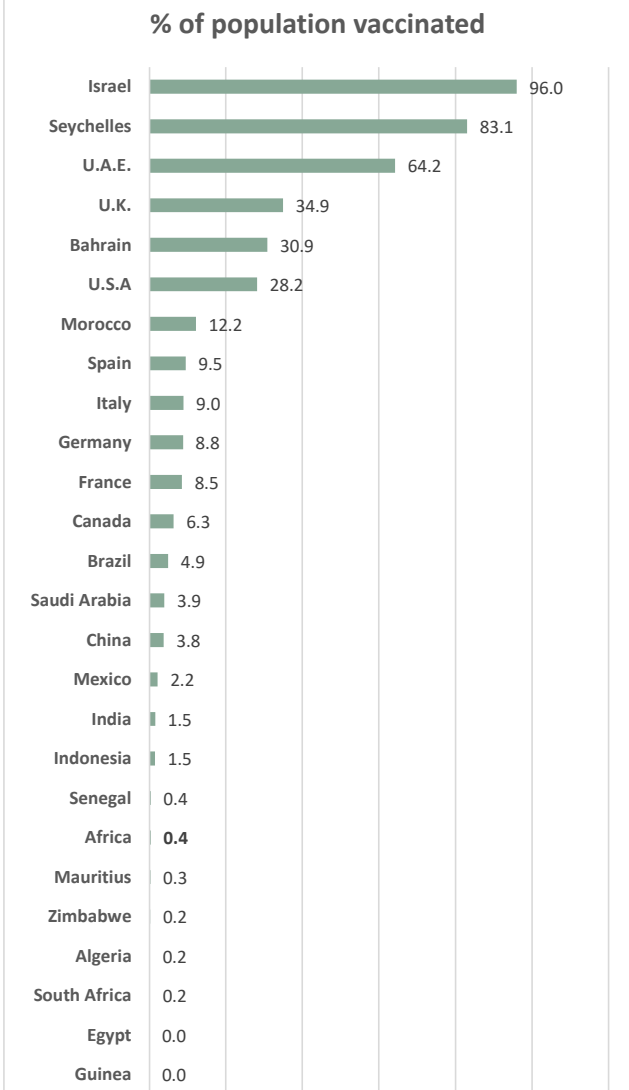
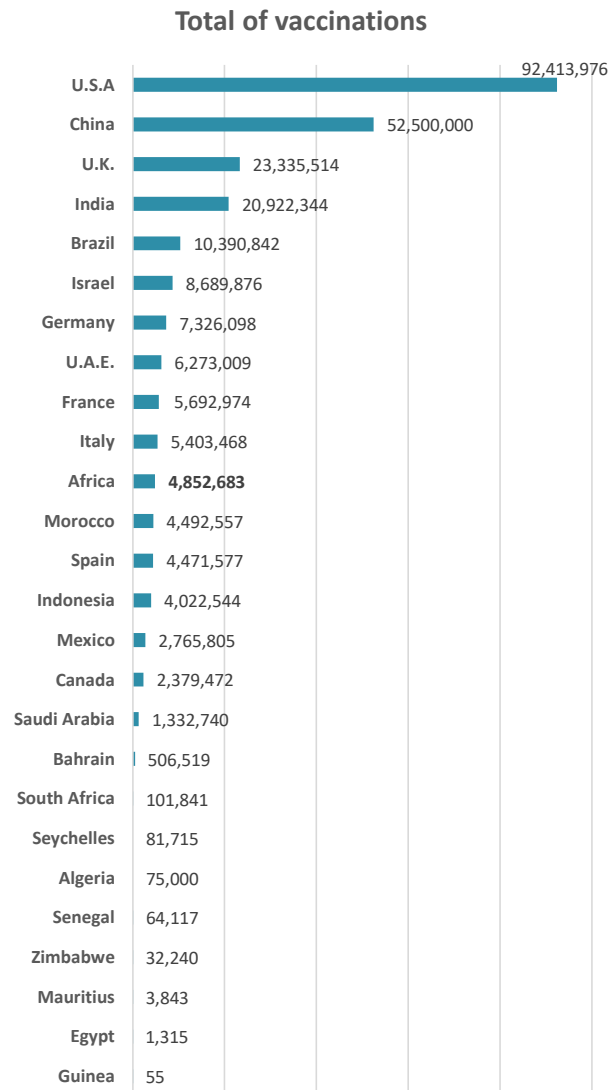
- **The case fatality rate (CFR), i.e. deaths per confirmed cases for Africa, stands at 2.7%, which is higher than the global CFR rate of 2.2%.** Regionally, West Africa has the lowest CFR at 1.3%, followed by Central Africa at 1.7% and East Africa at 1.9%, while North Africa at 2.8% and Southern Africa at 3.1% recorded higher CFRs than the African average. As of March 7, 2021, sixteen African countries, namely Sudan (6.2%), Egypt (5.9%), Liberia (4.2%), Mali (4.2%), Zimbabwe (4.1%), Comoros (4.1%), Eswatini (3.8%), Niger (3.7%), Somalia (3.6%), Tunisia (3.5%), Chad (3.4%), Malawi (3.3%), South Africa (3.3%), The Gambia (3.2%), Lesotho (2.9%) and DRC (2.7%), recorded CRFs higher than or equal to the average for Africa.

### ***Recovery Rates in Africa***

- **As of March 7, 2021, the number of recovered cases in Africa reached 3,540,548, which is 89.3% of its total confirmed cases.** Regionally, the recovery rates were 93.0% for Southern Africa, 89.0% for West Africa, 88.3% for Central Africa, 88.1% for North Africa and 76.2% for East Africa. In the week under review 71,706 newly recovered cases were reported.

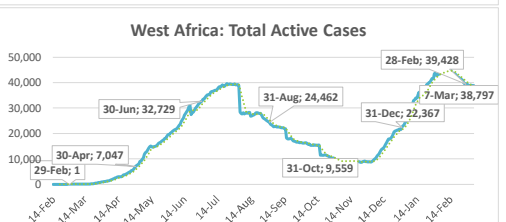
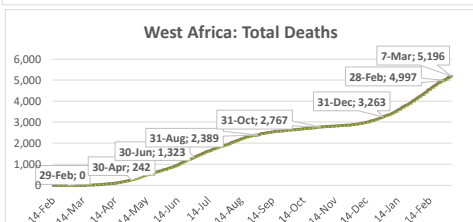
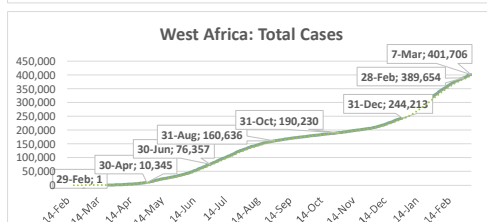
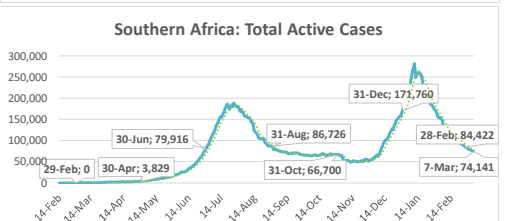
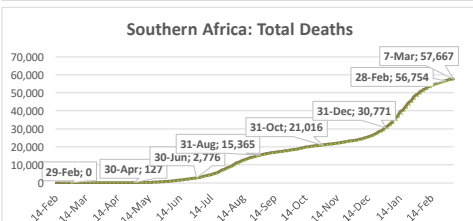
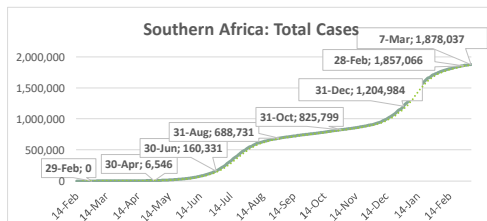
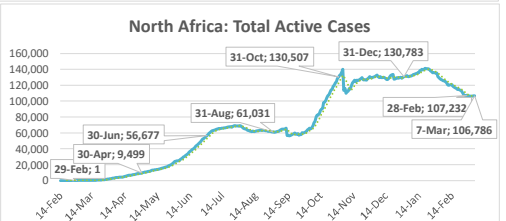
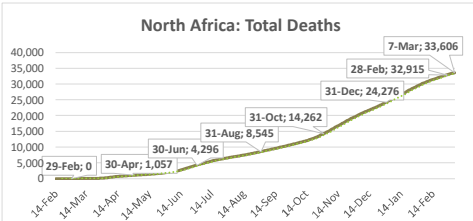
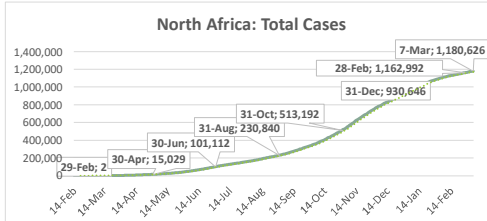
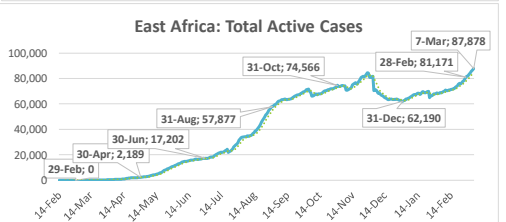
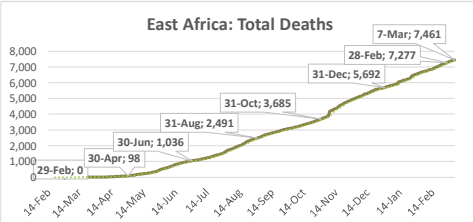
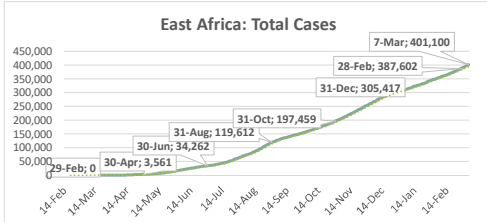
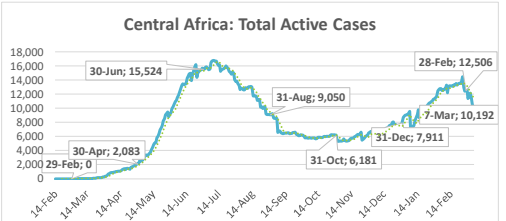
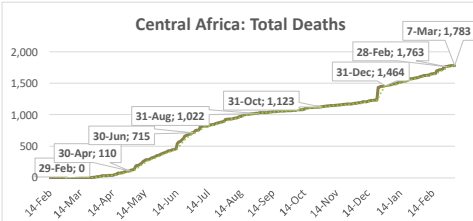
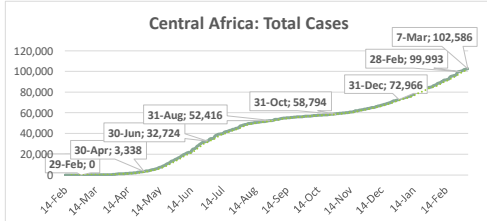
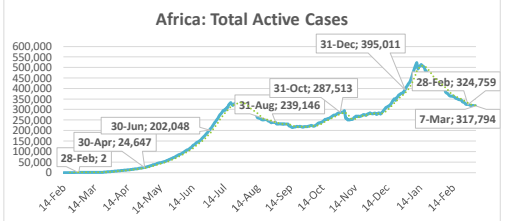
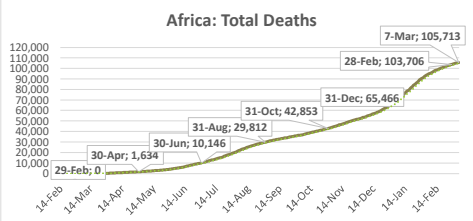
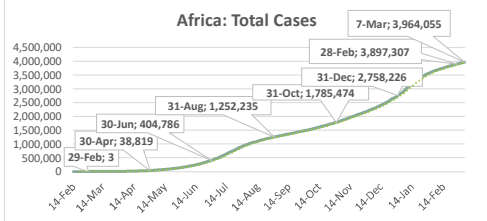
# Summary of COVID-19 vaccinations tracking in the Word: Situation for the week ending 07 March 2021

	Vaccinations				
	Total vaccinations	% of population vaccinated	New vaccinations for the week of	New vaccinations for the week of	Weekly change
			07 Mar.	28 Feb.	
<b>World</b>	<b>299,055,208</b>	<b>3.8</b>	<b>56,228,794</b>	<b>33,558,748</b>	<b>22,670,046</b>
<b>Africa</b>	<b>4,852,683</b>	<b>0.4</b>	<b>1,059,418</b>	<b>1,255,246</b>	<b>-195,828</b>
Algeria	75,000	0.2	74,970	0	74,970
Egypt	1,315	0.0	0	0	0
Guinea	55	0.0	0	0	0
Mauritius	3,843	0.3	0	0	0
Morocco	4,492,557	12.2	894,654	1,136,711	-242,057
Senegal	64,117	0.4	38,464	25,653	12,811
Seychelles	81,715	83.1	6,619	10,036	-3,417
South Africa	101,841	0.2	31,314	64,003	-32,689
Zimbabwe	32,240	0.2	13,397	18,843	-5,446
<b>Americas</b>					
Brazil	10,390,842	4.9	2,349,426	1,411,589	937,837
Canada	2,379,472	6.3	508,227	382,889	125,338
Mexico	2,765,805	2.2	382,394	727,107	-344,713
U.S.A	92,413,976	28.2	15,686,322	12,301,776	3,384,546
<b>Asia</b>					
China	52,500,000	3.8	12,000,000	0	12,000,000
India	20,922,344	1.5	6,621,078	3,216,093	3,404,985
Indonesia	4,022,544	1.5	1,424,009	633,907	790,102
<b>Europe</b>					
France	5,692,974	8.5	1,142,604	833,751	308,853
Germany	7,326,098	8.8	1,415,561	1,040,896	374,665
Israel	8,689,876	96.0	682,407	875,001	-192,594
Italy	5,403,468	9.0	1,119,543	786,100	333,443
Spain	4,471,577	9.5	865,942	669,624	196,318
U.K.	23,335,514	34.9	2,449,831	2,688,414	-238,583
<b>Middle East</b>					
Bahrain	506,519	30.9	211,223	23,547	187,676
Saudi Arabia	1,332,740	3.9	552,073	239,256	312,817
U.A.E.	6,273,009	64.2	252,548	466,119	-213,571



# Summary of COVID-19 tracking in Africa: Situation for the week ending 07 March 2021

	Date of first case	Cases				Deaths				Recovered				Active				Test	
		Total cases	New cases for the week of	New cases for the week of	Weekly change from Previous week	Total deaths	New deaths for the week of	New deaths for the week of	Weekly change from Previous week	Total Recovered	New recovered for the week of	New recovered for the week of	Weekly change from Previous week	Active cases	active for the week of	New active for the week of	Weekly change from Previous week	Total tests	Tests Per million People
		07 Mar.	28 Feb.	28 Feb.	28 Feb.	07 Mar.	28 Feb.	28 Feb.	28 Feb.	07 Mar.	28 Feb.	28 Feb.	28 Feb.	07 Mar.	28 Feb.	28 Feb.	28 Feb.	07 Mar.	07 Mar.
		14-Feb	14-Feb	14-Feb	14-Feb	14-Feb	14-Feb	14-Feb	14-Feb	14-Feb	14-Feb	14-Feb	14-Feb	14-Feb	14-Feb	14-Feb	14-Feb	14-Feb	14-Feb
World	31-Dec	116,830,061	2,805,266	2,673,596	131,670	2,593,210	62,646	64,409	-1,763	73,986,842	1,731,734	1,576,366	155,368	40,250,009	1,010,886	1,032,821	-21,935	1,677,928,839	215,263
Africa	14-Feb	3,964,055	66,748	67,905	-1,157	105,713	2,007	2,370	-363	3,540,548	71,706	86,666	-14,960	317,794	-6,965	-21,131	-14,166	35,918,544	26,828
Central Africa	6-Mar	102,586	2,593	4,338	-1,745	1,783	20	52	-32	90,611	4,887	5,223	-336	10,192	-2,314	-937	-1,377	1,962,016	13,392
East Africa	13-Mar	401,100	13,498	12,449	1,049	7,461	184	194	-10	305,761	6,607	6,544	63	87,878	6,707	5,711	996	6,156,770	16,397
North Africa	14-Feb	1,180,626	17,634	16,515	1,119	33,606	691	706	-15	1,040,234	17,389	22,908	-5,519	106,786	-446	-7,099	6,653	8,896,954	43,098
Southern Africa	5-Mar	1,878,037	20,971	22,766	-1,795	57,667	913	1,224	-311	1,746,229	30,339	37,626	-7,287	74,141	-10,281	-16,084	5,803	13,573,770	63,672
West Africa	28-Feb	401,706	12,052	11,837	215	5,196	199	194	5	357,713	12,484	14,365	-1,881	38,797	-631	-2,722	2,091	5,329,034	13,416



.....: 7-day moving average

---

---

# Central Africa

---

---

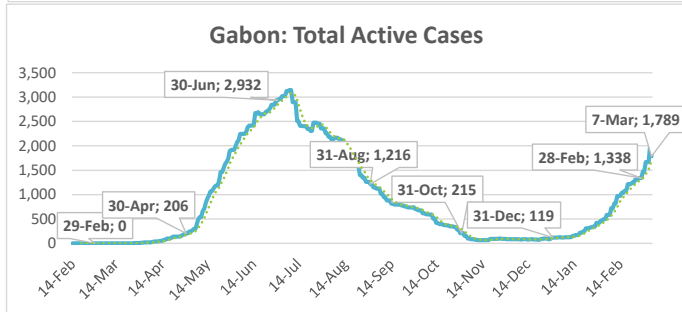
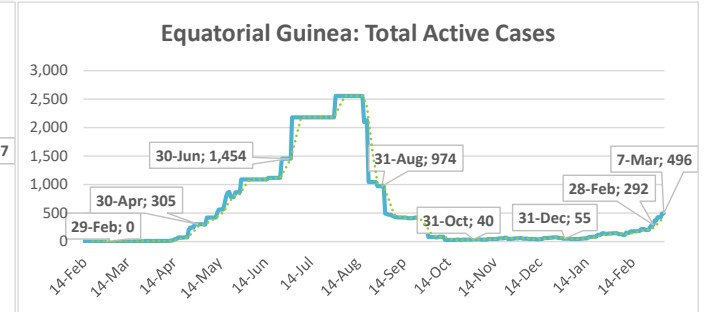
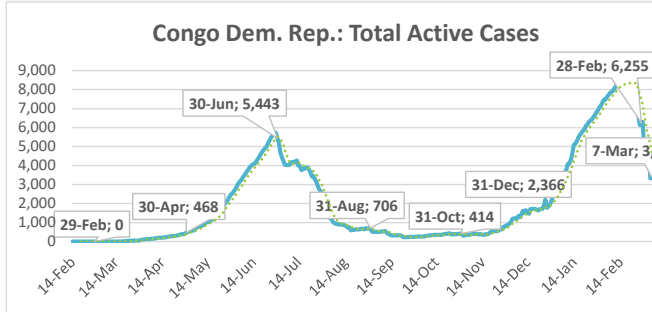
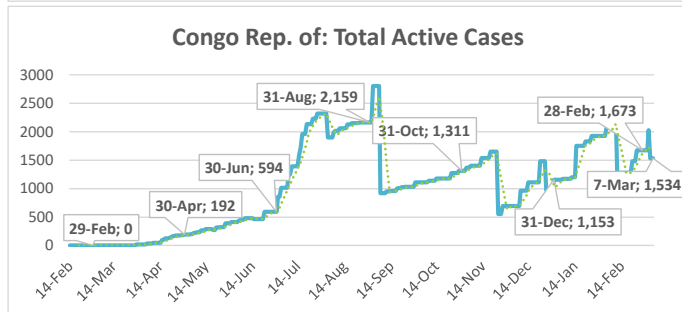
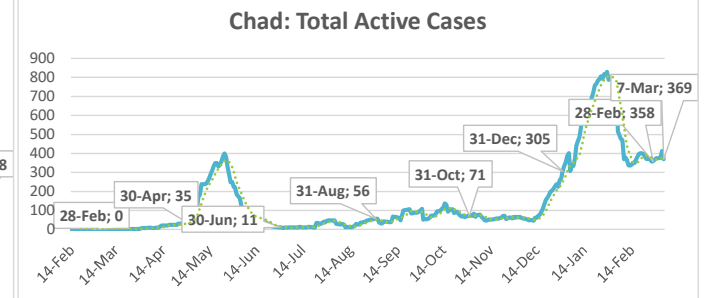
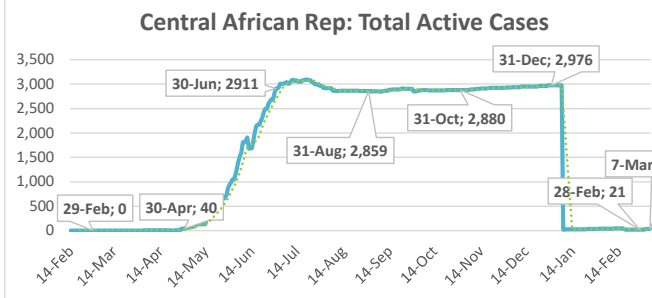
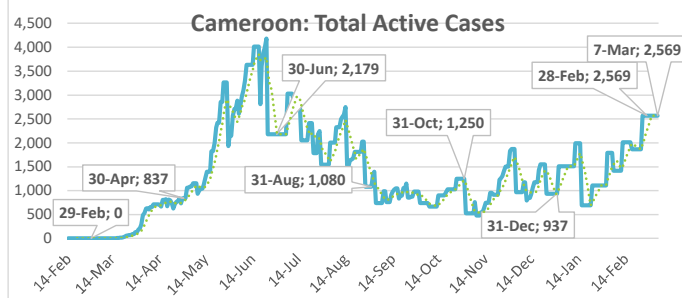


## **Highlights of the Covid-19 Situation in Central Africa as of March 7, 2021**

- **As of Sunday, March 7, 2021, the number of total cases in the Central Africa region reached 102,586.** The region reported 2,593 new cases in the review week, which is a decline of 40.2% compared to the preceding week. The total number of deaths reported reached 1,783, recording 20 new deaths in the review week. The number of total recovered cases reached 90,611, of which 4,887 were newly recovered cases during the review week. The total number of active cases stands at 10,192, which is a decline of 2,314 cases in the review week.
- **Cameroon accounted for 34.8% of the total cases, while Gabon accounted for 40.9% of the new cases in the region during the week under review.** Chad has the lowest number of total cases in the region at 4,177.
- **The average case fatality rate (CFR) for the region declined to 1.7%. The highest CFR in the region was reported in Chad at 3.4% and the lowest in Gabon at 0.6%.**

# Summary of COVID-19 tracking in Central Africa: Situation for the week ending 07 March 2021

	Date of first case	Cases				Deaths				Recovered				Active				Test	
		Total cases	New cases for the week of	New cases for the week of	Weekly change	Total deaths	New deaths for the week of	New deaths for the week of	Weekly change from Previous week	Total Recovered	New recovered for the week of	New recovered for the week of	Weekly change from Previous week	Active cases	New active for the week of	New active for the week of	Weekly change from Previous week	Total tests	Tests Per million People
			07 Mar.	28 Feb.			07 Mar.	28 Feb.			07 Mar.	28 Feb.			07 Mar.	28 Feb.			
Central Africa	6-Mar	102,586	2,593	4,338	-1,745	1,783	20	52	-32	90,611	4,887	5,223	-336	10,192	-2,314	-937	-1,377	1,962,016	13,392
Cameroon	6-Mar	35,714	0	1,965	-1,965	551	0	28	-28	32,594	0	1,232	-1,232	2,569	0	705	-705	942,685	35,512
Central African Rep.	15-Mar	5,021	17	3	14	63	0	0	0	4,920	0	0	0	38	17	3	14	37,660	7,797
Chad	19-Mar	4,177	204	124	80	140	0	6	-6	3,668	193	160	33	369	11	-42	53	100,904	6,143
Congo Rep. of	15-Mar	9,179	359	195	164	131	3	1	2	7,514	495	0	495	1,534	-139	194	-333	104,366	18,913
Congo Dem. Rep.	10-Mar	26,541	628	833	-205	712	5	7	-2	22,432	3,481	2,816	665	3,397	-2,858	-1,990	-868	126,578	1,413
Equatorial Guinea	14-Mar	6,329	324	207	117	96	5	2	3	5,737	115	134	-19	496	204	71	133	101,048	72,024
Gabon	12-Mar	15,625	1,061	1,011	50	90	7	8	-1	13,746	603	881	-278	1,789	451	122	329	548,775	246,559



.....: 7-day moving average

---

---

# **East Africa**

---

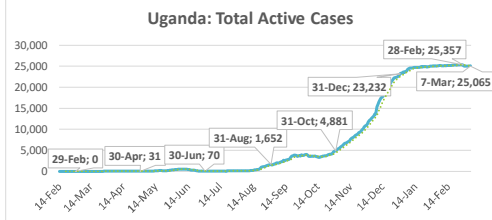
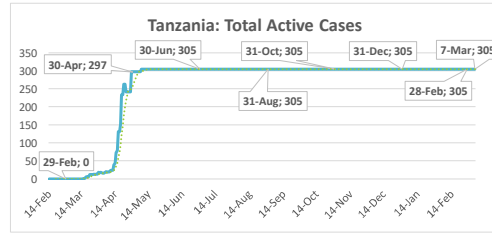
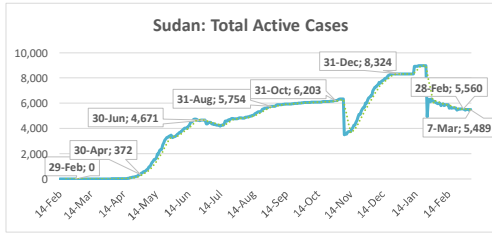
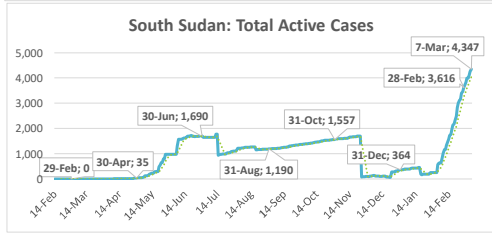
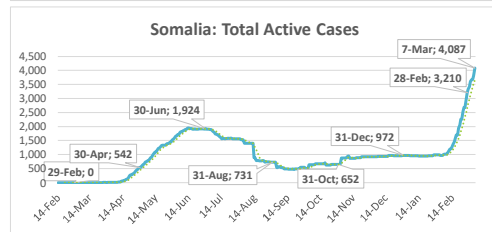
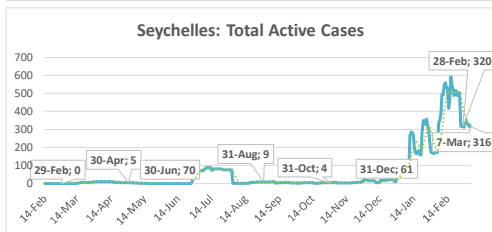
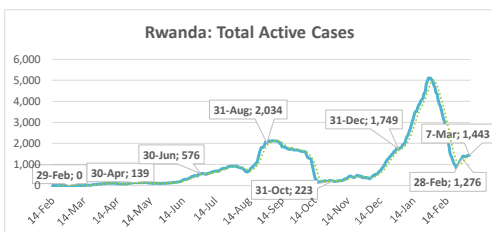
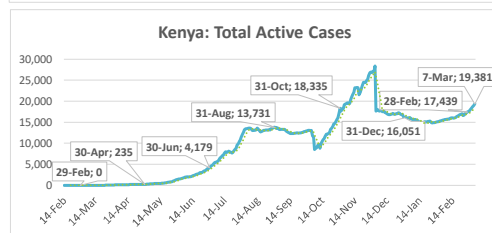
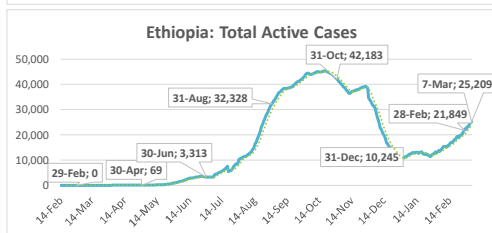
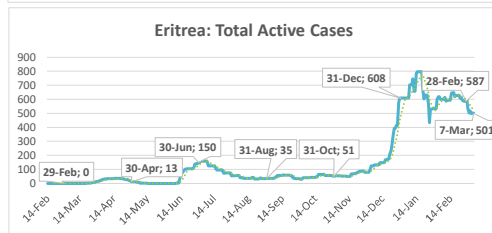
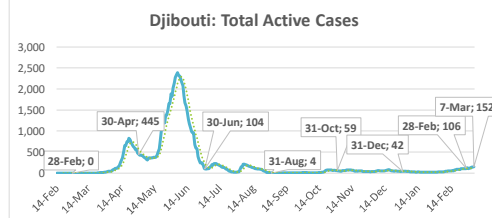
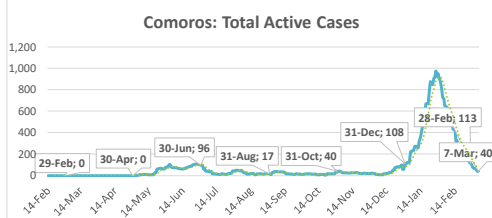
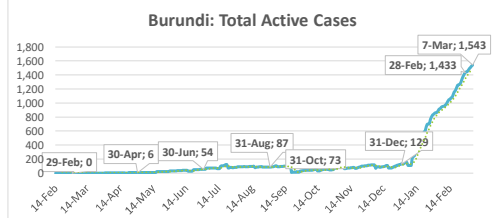
---

## **Highlights of the Covid-19 Situation in East Africa as of March 7, 2021**

- **As of Sunday, March 7, 2021, the number of total cases in the East Africa region reached 401,100.** The region reported 13,498 new cases in the review week, which is an 8.4% increase compared to the preceding week. The total number of deaths reported reached 7,461, recording 184 new deaths in the review week. The number of total recovered cases reached 305,761, of which 6,607 were newly recovered cases during the review week. The total number of active cases stands at 87,878, which is an increase of 6,707 cases in the review week.
- **Ethiopia accounted for 41.4% of the total cases and 52.3% of the new cases in the region during the week under review.** Burundi has the lowest number of total cases in the region at 2,319.
- **The average case fatality rate (CFR) for the region currently stands at 1.9%. The highest CFR in the region was reported in Sudan at 6.2% and the lowest in Burundi at 0.1%.**

# Summary of COVID-19 tracking in East Africa: Situation for the week ending 07 March 2021

	Date of first case	Cases				Deaths				Recovered				Active				Test	
		Total cases	New cases for the week of	New cases for the week of	Weekly change	Total deaths	New deaths for the week of	New deaths for the week of	Weekly change from Previous week	Total Recovered	New recovered for the week of	New recovered for the week of	Weekly change from Previous week	Active cases	New active for the week of	New active for the week of	Weekly change from Previous week	Total tests	Tests Per million People
		07 Mar.	28 Feb.	28 Feb.	28 Feb.	07 Mar.	28 Feb.	28 Feb.	28 Feb.	07 Mar.	28 Feb.	28 Feb.	28 Feb.	07 Mar.	28 Feb.	28 Feb.	28 Feb.	07 Mar.	07 Mar.
East Africa	13-Mar	401,100	13,498	12,449	1,049	7,461	184	194	-10	305,761	6,607	6,544	63	87,878	6,707	5,711	996	6,156,770	16,397
Burundi	31-Mar	2,319	110	178	-68	3	0	0	0	773	0	0	0	1,543	110	178	-68	116,794	9,822
Comoros	2-May	3,596	25	69	-44	146	2	1	-1	3,410	96	197	-101	40	-73	-129	-56	6,227	7,161
Djibouti	18-Mar	6,146	80	42	38	63	0	0	0	5,931	34	24	10	152	46	18	28	117,782	119,213
Eritrea	21-Mar	2,944	97	162	-65	7	0	0	0	2,436	183	203	-20	501	-86	-41	-45	23,693	6,681
Ethiopia	13-Mar	166,138	7,066	6,266	800	2,429	64	86	-22	138,500	3,642	3,492	150	25,209	3,360	2,688	672	2,178,403	18,949
Kenya	13-Mar	108,827	2,854	1,772	1,082	1,876	20	33	-13	87,570	892	1,101	-209	19,381	1,942	638	1,304	1,333,690	24,803
Rwanda	14-Mar	19,551	701	797	-96	268	7	12	-5	17,840	527	510	17	1,443	167	275	-108	1,037,604	80,110
Seychelles	15-Mar	2,979	361	217	144	15	4	1	-3	2,648	361	413	-52	316	-4	-197	193	21,504	218,654
Somalia	16-Mar	8,321	1,064	1,240	-176	302	63	37	-26	3,932	124	44	80	4,087	877	1,159	-282	84,278	5,303
South Sudan	5-Apr	8,766	840	1,343	-503	102	9	7	-2	4,317	100	203	-103	4,347	731	1,133	-402	115,299	10,300
Sudan	13-Mar	30,540	193	219	-26	1,895	15	16	-1	23,156	249	269	-20	5,489	-71	-66	-5	225,979	5,154
Tanzania	16-Mar	509	...	...	...	21	...	...	...	183	...	...	...	305	...	...	...	3,880	65
Uganda	21-Mar	40,464	107	144	-37	334	0	1	-1	15,065	399	88	311	25,065	-292	55	-347	891,637	19,493



.....: 7-day moving average

---

---

# North Africa

---

---

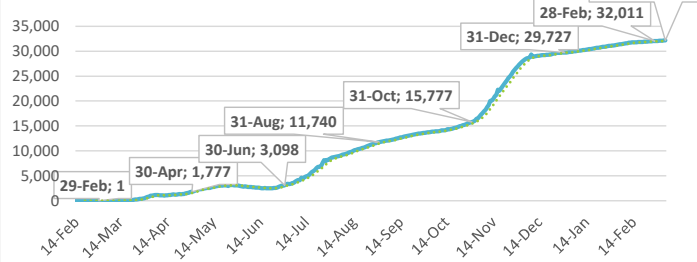
## **Highlights of the Covid-19 Situation in North Africa as of March 7, 2021**

- **As of Sunday, March 7, 2021, the number of total cases in the North Africa region reached 1,180,626.** The region reported 17,634 new cases in the review week, which is a 6.8% increase compared to the preceding week. The total number of deaths reported reached 33,606, recording 691 new deaths in the review week. The number of total recovered cases reached 1,040,234, of which 17,389 were newly recovered cases during the review week. The total number of active cases stands at 106,786, which is a decline of 446 cases in the review week.
- **Morocco accounted for 41.2% of the total cases, while Libya accounted for 30.1% of the new cases in the region during the week under review.** Mauritania has the lowest number of total cases in the region at 17,322.
- **The average case fatality rate (CFR) for the region currently stands at 2.8%. The highest CFR in the region was reported in Egypt at 5.9% and the lowest in Libya at 1.6%.**

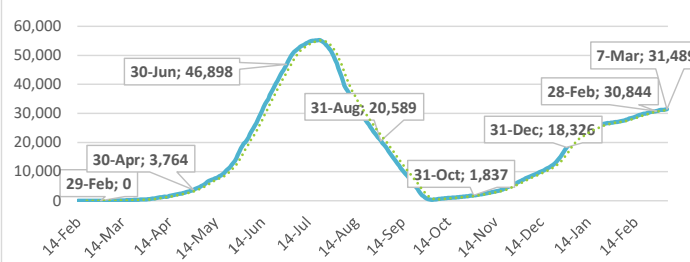
### Summary of COVID-19 tracking in North Africa: Situation for the week ending 07 March 2021

	Date of first case	Cases				Deaths				Recovered				Active				Test	
		Total cases	New cases for the week of	New cases for the week of	Weekly change	Total deaths	New deaths for the week of	New deaths for the week of	Weekly change from Previous week	Total Recovered	New recovered for the week of	New recovered for the week of	Weekly change from Previous week	Active cases	New active for the week of	New active for the week of	Weekly change from Previous week	Total tests	Tests Per million People
			07 Mar.	28 Feb.			07 Mar.	28 Feb.			07 Mar.	28 Feb.			07 Mar.	28 Feb.			
North Africa	14-Feb	1,180,626	17,634	16,515	1,119	33,606	691	706	-15	1,040,234	17,389	22,908	-5,519	106,786	-446	-7,099	6,653	8,896,954	43,098
Algeria	26-Feb	114,234	1,142	1,175	-33	3,013	30	22	8	79,064	966	1,022	-56	32,157	146	131	15	230,553	5,258
Egypt	14-Feb	186,503	4,079	4,273	-194	10,995	307	335	-28	144,019	3,127	3,055	72	31,489	645	883	-238	1,000,000	9,772
Libya	25-Mar	138,640	5,302	3,541	1,761	2,273	94	65	29	125,842	5,602	4,883	719	10,525	-394	-1,407	1,013	752,060	109,450
Mauritania	14-Mar	17,322	115	112	3	442	1	7	-6	16,670	107	167	-60	210	7	-62	69	180,041	38,721
Morocco	5-Mar	486,223	2,569	2,499	70	8,682	59	69	-10	472,240	3,194	4,382	-1,188	5,301	-684	-1,952	1,268	5,729,423	155,224
Tunisia	5-Mar	237,704	4,427	4,915	-488	8,201	200	208	-8	202,399	4,393	9,399	-5,006	27,104	-166	-4,692	4,526	1,004,877	85,025

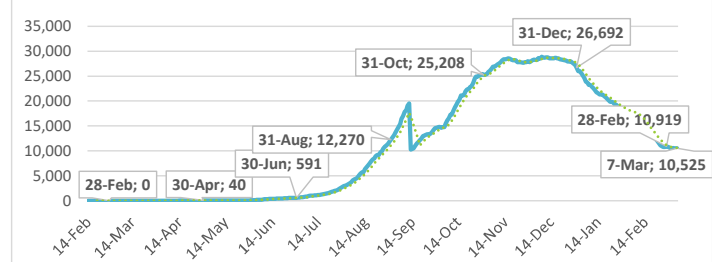
Algeria: Total Active Cases



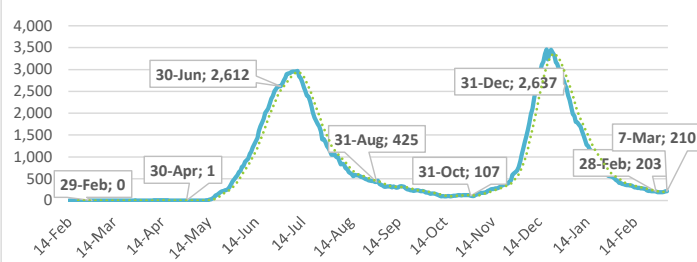
Egypt: Total Active Cases



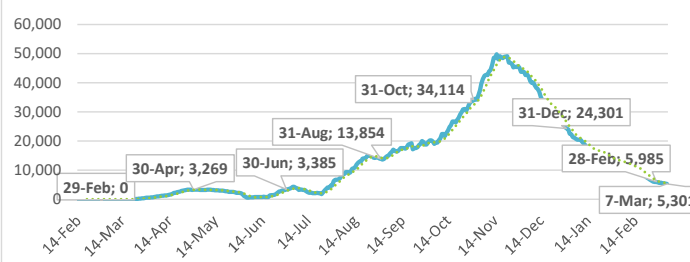
Libya: Total Active Cases



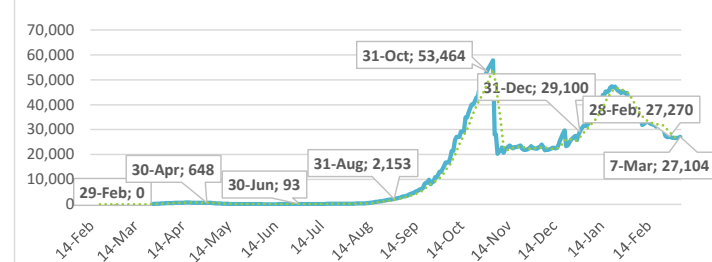
Mauritania: Total Active Cases



Morocco: Total Active Cases



Tunisia: Total Active Cases



.....: 7-day moving average



---

---

# **Southern Africa**

---

---

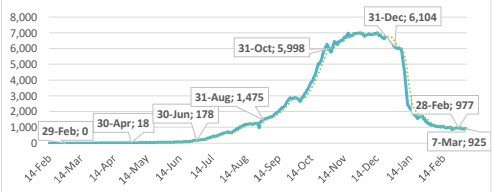
## **Highlights of the Covid-19 Situation in Southern Africa as of March 7, 2021**

- **As of Sunday, March 7, 2021, the number of total cases in the Southern Africa region reached 1,878,037.** The region reported 20,971 new cases in the review week, which is a 7.9% decline compared to the preceding week. The total number of deaths reported reached 57,667, recording 913 new deaths in the review week. The number of total recovered cases reached 1,746,229, of which 30,339 were newly recovered cases during the review week. The total number of active cases stands at 74,141, which is a decline of 10,281 cases in the review week.
- **South Africa accounted for 81.0% of the total cases and 36.6% of the new cases in the region during the week under review.** Mauritius has the lowest number of total cases in the region at 641.
- **The average case fatality rate (CFR) for the region increased to 3.1% in the review week. The highest CFR in the region was reported in Zimbabwe at 4.1% and the lowest in Botswana, Mozambique and Namibia at 1.1%.**

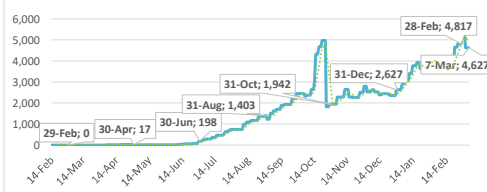
# Summary of COVID-19 tracking in Southern Africa: Situation for the week ending 07 March 2021

	Date of first case	Cases				Deaths				Recovered				Active				Test	
		Total cases	New cases for the week of	New cases for the week of	Weekly change	Total deaths	New deaths for the week of	New deaths for the week of	Weekly change from Previous week	Total Recovered	New recovered for the week of	New recovered for the week of	Weekly change from Previous week	Active cases	New active for the week of	New active for the week of	Weekly change from Previous week	Total tests	Tests Per million People
		07 Mar.	28 Feb.	28 Feb.	28 Feb.	07 Mar.	28 Feb.	28 Feb.	28 Feb.	07 Mar.	28 Feb.	28 Feb.	28 Feb.	07 Mar.	28 Feb.	28 Feb.	28 Feb.	07 Mar.	07 Mar.
Southern Africa	5-Mar	1,878,037	20,971	22,766	-1,795	57,667	913	1,224	-311	1,746,229	30,339	37,626	-7,287	74,141	-10,281	-16,084	5,803	13,573,770	63,672
Angola	27-Mar	21,086	279	288	-9	514	6	9	-3	19,647	325	309	16	925	-52	-30	-22	402,283	12,240
Botswana	16-Mar	31,746	3,375	1,847	1,528	359	49	56	-7	26,760	3,516	881	2,635	4,627	-190	910	-1,100	825,247	350,926
Eswatini	14-Mar	17,184	170	225	-55	658	6	7	-1	15,276	600	1,481	-881	1,250	-436	-1,263	827	154,809	133,437
Lesotho	13-May	10,523	32	30	2	307	15	7	8	3,888	143	433	-290	6,328	-126	-410	284	61,984	28,934
Madagascar	20-Mar	20,155	324	0	324	300	3	0	3	19,543	247	0	247	312	74	0	74	122,057	4,408
Malawi	2-Apr	32,442	497	1,203	-706	1,069	25	31	-6	22,373	3,499	2,034	1,465	9,000	-3,027	-862	-2,165	203,422	10,634
Mauritius	18-Mar	641	31	7	24	10	0	0	0	588	17	15	2	43	14	-8	22	301,345	236,950
Mozambique	27-Mar	62,520	3,170	3,707	-537	693	52	46	6	46,421	5,325	5,829	-504	15,406	-2,207	-2,168	-39	438,464	14,028
Namibia	14-Mar	40,030	1,185	1,362	-177	438	14	22	-8	37,520	1,259	1,171	88	2,072	-88	169	-257	312,263	122,894
São Tomé & Príncipe	6-Apr	1,950	164	176	-12	32	3	8	-5	1,562	180	134	46	356	-19	34	-53	13,396	61,125
South Africa	5-Mar	1,521,068	7,675	9,597	-1,922	50,678	685	940	-255	1,440,874	10,615	18,244	-7,629	29,516	-3,625	-9,587	5,962	9,255,492	156,056
Zambia	18-Mar	82,421	3,887	4,031	-144	1,124	33	71	-38	77,943	3,445	6,554	-3,109	3,354	400	2,594	-3,009	1,131,606	61,554
Zimbabwe	25-Mar	36,271	182	293	-111	1,485	22	27	-5	33,834	1,168	541	627	952	-1,008	-275	-733	351,402	23,643

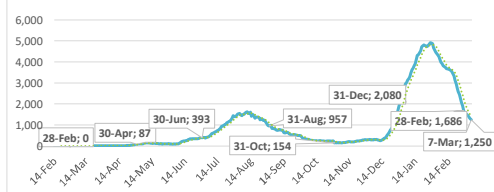
Angola: Total Active Cases



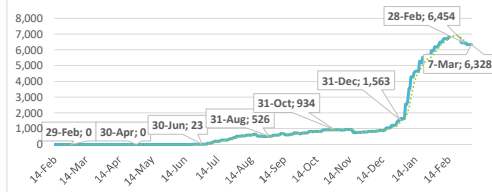
Botswana: Total Active Cases



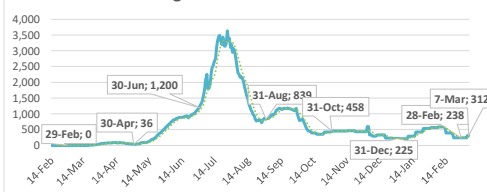
Eswatini: Total Active Cases



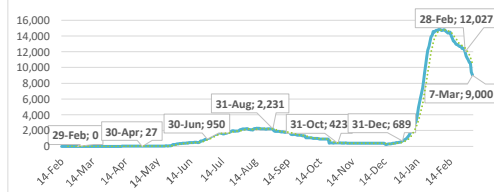
Lesotho: Total Active Cases



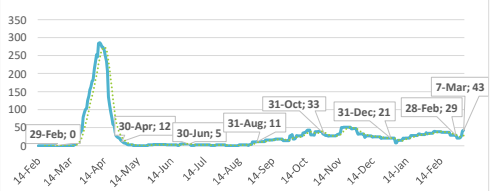
Madagascar: Total Active Cases



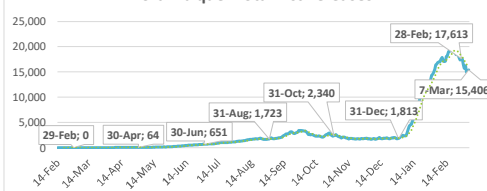
Malawi: Total Active Cases



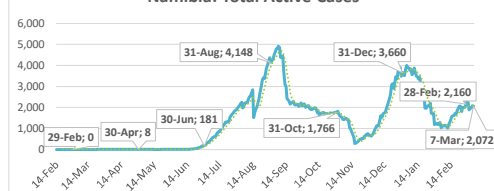
Mauritius: Total Active Cases



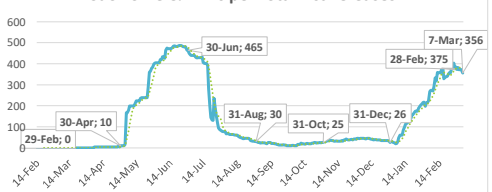
Mozambique: Total Active Cases



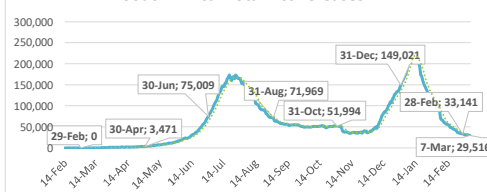
Namibia: Total Active Cases



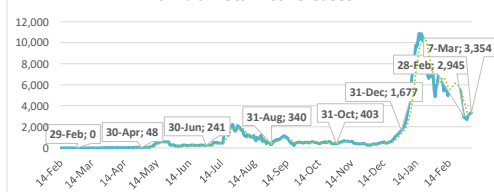
São Tomé & Príncipe: Total Active Cases



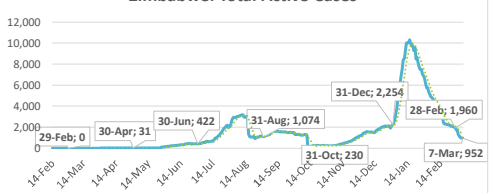
South Africa: Total Active Cases



Zambia: Total Active Cases



Zimbabwe: Total Active Cases



.....: 7-day moving average

---

---

# **West Africa**

---

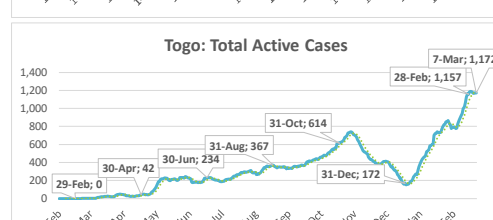
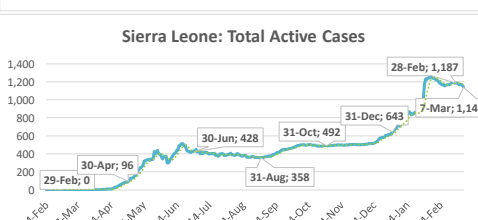
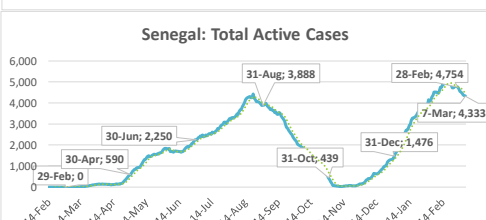
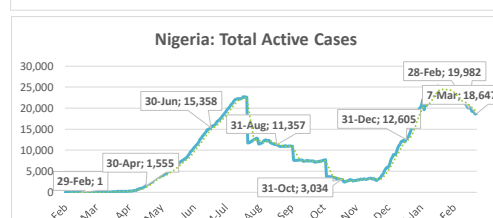
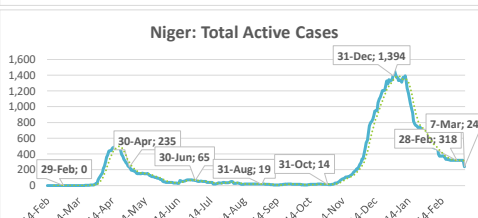
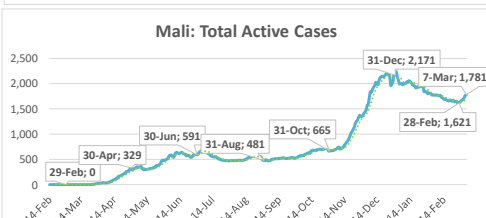
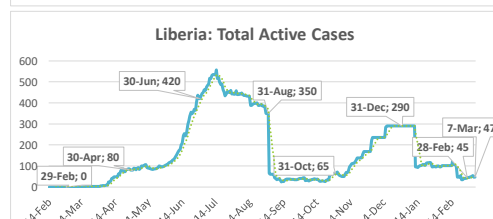
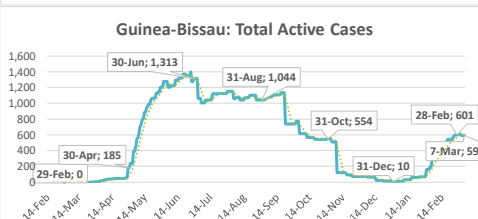
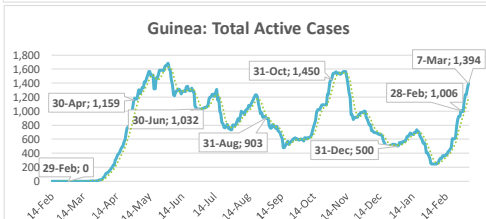
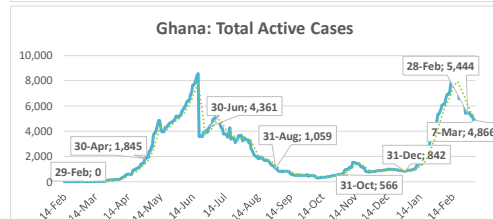
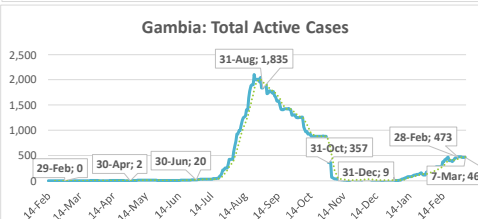
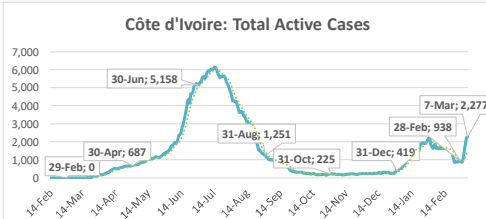
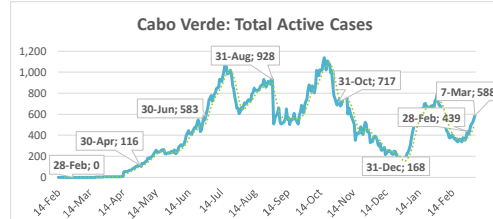
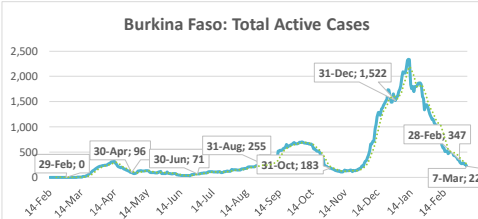
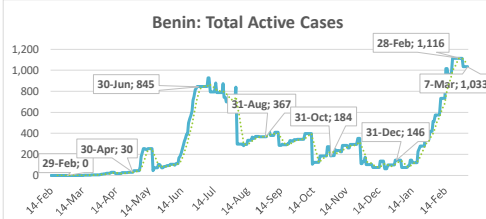
---

## **Highlights of the Covid-19 Situation in West Africa as of March 7, 2021**

- **As of Sunday, March 7, 2021, the number of total cases in the West Africa region reached 401,706.** The region reported 12,052 new cases in the review week, which is a 1.8% increase compared to the new cases reported in the preceding week. The total number of deaths reported reached 5,196, recording 199 new deaths in the review week. The number of total recovered cases reached 357,713, of which 12,484 were newly recovered cases during the review week. The total number of active cases stands at 38,797, which is a decline of 631 cases in the review week.
- **Nigeria accounted for 39.5% of the total cases and 23.6% of the new cases in the region during the week under review.** Liberia has the lowest number of total cases in the region at 2,024.
- **The average case fatality rate (CFR) for the region stands at 1.3%. The highest CFR in the region was reported in Liberia and Mali at 4.2% and the lowest in Côte d'Ivoire and Guinea at 0.6%.**

# Summary of COVID-19 tracking in West Africa: Situation for the week ending 07 March 2021

	Date of first case	Cases				Deaths				Recovered				Active				Test	
		Total cases	New cases for the week of	New cases for the week of	Weekly change	Total deaths	New deaths for the week of	New deaths for the week of	Weekly change from Previous week	Total Recovered	New recovered for the week of	New recovered for the week of	Weekly change from Previous week	Active cases	New active for the week of	New active for the week of	Weekly change from Previous week	Total tests	Tests Per million People
			07 Mar.	28 Feb.			07 Mar.	28 Feb.			07 Mar.	28 Feb.			07 Mar.	28 Feb.			
West Africa	28-Feb	401,706	12,052	11,837	215	5,196	199	194	5	357,713	12,484	14,365	-1,881	38,797	-631	-2,722	2,091	5,329,034	13,416
Benin	16-Mar	6,071	637	0	637	75	5	0	5	4,963	715	0	715	1,033	-83	0	-83	504,305	41,598
Burkina Faso	9-Mar	12,181	199	185	14	143	1	3	-2	11,816	323	353	-30	222	-125	-171	46	159,040	7,608
Cabo Verde	20-Mar	15,782	382	352	30	154	7	3	4	15,040	226	276	-50	588	149	73	76	125,300	225,365
Côte d'Ivoire	11-Mar	35,187	2,433	728	1,705	202	10	6	4	32,708	1,084	1,035	49	2,277	1,339	-313	1,652	438,334	16,617
Gambia, The	18-Mar	4,759	47	158	-111	152	2	6	-4	4,143	54	78	-24	464	-9	74	-83	44,076	18,238
Ghana	12-Mar	86,465	2,442	3,770	-1,328	647	40	30	10	80,952	2,980	4,954	-1,974	4,866	-578	-1,214	636	925,611	29,788
Guinea	13-Mar	16,670	678	597	81	95	6	3	3	15,181	284	192	92	1,394	388	402	-14	360,965	27,486
Guinea-Bissau	27-Mar	3,312	50	147	-97	49	1	1	0	2,671	58	58	0	592	-9	88	-97	53,715	27,294
Liberia	16-Mar	2,024	10	26	-16	85	0	0	0	1,892	8	28	-20	47	2	-2	4	75,504	14,929
Mali	25-Mar	8,580	204	77	127	358	5	5	0	6,441	39	104	-65	1,781	160	-32	192	206,265	10,186
Niger	20-Mar	4,822	82	7	75	177	5	2	3	4,405	155	15	140	240	-78	-10	-68	82,421	3,405
Nigeria	28-Feb	158,506	2,849	3,583	-734	1,969	62	68	-6	137,890	4,122	5,149	-1,027	18,647	-1,335	-1,634	299	1,580,442	7,667
Senegal	2-Mar	35,857	1,337	1,593	-256	919	47	64	-17	30,605	1,711	1,763	-52	4,333	-421	-234	-187	402,060	24,012
Sierra Leone	31-Mar	3,920	33	32	1	79	0	0	0	2,700	79	14	65	1,141	-46	18	-64	125,833	15,775
Togo	6-Mar	7,570	669	582	87	92	8	3	5	6,306	646	346	300	1,172	15	233	-218	245,163	29,614



.....: 7-day moving average