



AFRICAN DEVELOPMENT BANK GROUP

Weekly Data Flash on Covid-19 in Africa¹:

The situation as of Sunday, March 14, 2021

Statistics Department (ECST)

¹ This briefing note has been prepared by Roza Mamuye Bora, Senior Statistician; Anouar Chaouch, Statistician; Soumaila Karambiri, Statistical Assistant; Regis Hauhouot Stephane, Statistical Assistant and Desire Lakpa Guy, Statistical Assistant and under the supervision of Louis Kouakou, Division Manager ECST1.

For more information on Covid-19, please visit the Bank's Africa Information Highway
<https://africacovid.opendataforafrica.org/>.

Contents

| | Page |
|--|------|
| Highlights of the Covid-19 Situation in Africa as of March 14, 2021 | 1 |
| Data Annexes: Africa | 4 |
| Highlights of the Covid-19 Situation in Central Africa as of March 14, 2021 | 6 |
| Data Annexes: Central Africa | 8 |
| Highlights of the Covid-19 Situation in East Africa as of March 14, 2021 | 9 |
| Data Annexes: East Africa | 11 |
| Highlights of the Covid-19 Situation in North Africa as of March 14, 2021 | 12 |
| Data Annexes: North Africa | 14 |
| Highlights of the Covid-19 Situation in Southern Africa as of March 14, 2021 | 15 |
| Data Annexes: Southern Africa | 17 |
| Highlights of the Covid-19 Situation in West Africa as of March 14, 2021 | 18 |
| Data Annexes: West Africa | 20 |

Highlights of the Covid-19 Situation in Africa as of March 14, 2021²

Vaccinations: Status Update

- **Over 50.6 million new Covid-19 vaccinations were administered globally in the review week, bringing the total, as of March 14, 2021, to 354,955,887.** In terms of the geographical distribution, the USA accounted for 31.2% of the total number of Covid-19 vaccinations administered to date, followed by China at 14.8% and India at 8.4%
- **The number of African countries rolling out Covid-19 vaccinations is gradually increasing; to date 14 countries (Algeria, Côte d'Ivoire, Egypt, Ghana, Guinea, Kenya, Mauritius, Morocco, Rwanda, Senegal, Seychelles, South Africa, Tunisia and Zimbabwe) have reported commencing vaccination.** As of March 14, 2021, 6,657,401 vaccinations had been administered in Africa, which represents 1.9% of total global vaccinations. Morocco accounts for 85.4% of the vaccinations carried out in Africa to date; Egypt and Mauritius have not reported vaccination figures in the past three weeks. In respect of vaccines proportionate to population size, Seychelles has administered vaccines to 89.6% of its population, taking second place globally after Israel who has achieved more than 100%.

Covid-19 Testing in Africa

- **As of Sunday, March 14, 2021, close to 38.2 million tests for Covid-19 had been administered in Africa, of which over 2.0 million were reported in the week under review.** The majority (24.7%) of the total tests as of March 14, 2021 were conducted in South Africa, followed by Morocco (15.2%), Egypt (6.3%), Ethiopia (5.8%), Nigeria (4.2%), Kenya (3.6%), Zambia (3.0%), Rwanda (2.8%), Cameroon (2.7%) and Tunisia (2.7%). These ten countries collectively account for 71.0% of the tests conducted to date in Africa.
- **The number of average tests per 1 million people in Africa as of March 14, 2021 stands at 28,528, which is an increase of 6.3% over the figure reported in the previous week.** Botswana is the best performer on this indicator with 364,061 tests per 1 million people, followed by Gabon (258,327), Cabo Verde (242,921), Mauritius (236,950), Seychelles (218,654), South Africa (159,344) and Morocco (157,178).

Confirmed, New and Active Global Covid-19 Cases

- **Globally, the total number of confirmed Covid-19 cases since the start of the pandemic reached 119,847,921:** the majority of which (30.4%) occurred in Europe, followed by North America (28.3%), Asia (21.9%), South America (16.1%) and Africa (3.4%). To date, 75,732,772 cases have recovered globally, representing 63.2% of confirmed global Covid-19 cases.
- **The number of new cases reported globally in the review week amounted to 2,941,429,** indicating a 2.1% increase compared to the new cases recorded in the preceding week.

² Tanzania has not released data on Covid-19 since May 08, 2020.

- **The number of global deaths due to Coronavirus reached 2,653,484, of which 60,274 were recorded in the past week**, which is a decline of 3.8% over the previous week. The number of global active cases showed an increment of 1,135,225 cases in the review week, to reach 41,461,665 as of 14 March 2021.
- **Africa accounted for 3.4% of the total global cases, 4.1% of deaths, 4.8% of recovered cases and 0.7% of active cases as of March 14, 2021, as detailed below.**

Confirmed, New and Active Covid-19 Cases in Africa

- **As of March 14, 2021, the total number of confirmed cases in Africa reached 4,035,708**, 78.3% of which were in nine countries, namely South Africa (37.9%), Morocco (12.1%), Tunisia (6.0%), Egypt (4.7%), Ethiopia (4.3%), Nigeria (4.0%), Libya (3.6%), Algeria (2.9%) and Kenya (2.8%). The five countries with the lowest number of cases were Mauritius, Liberia, São Tomé & Príncipe, Burundi and Eritrea, with cases ranging between 742 in Mauritius and 3,038 in Eritrea, thus collectively accounting for 0.3% of the confirmed cases in Africa. Considering population size, Seychelles, Cabo Verde, South Africa, Libya and Tunisia are the five countries with the highest number of confirmed cases per million people; rates ranging from 34,175 in Seychelles to 20,678 in Tunisia. The average cases per million, for Africa, stands at 3,085, which is much lower than the global average of 15,620.
- **In the week under review, a total of 71,653 new cases were reported in Africa**, which is a 7.3% increase compared to the previous week. These new cases in Africa account for 2.4% of the weekly new cases recorded globally. The North Africa region accounted for 26.2% of the weekly new cases in Africa, followed by Southern Africa (25.9%), East Africa (23.9%), West Africa (14.3%) and Central Africa (9.7%).
- **The total number of active cases in Africa declined by 10,204 cases in the review week to reach 307,590.** Active cases in Africa have been on a continuous decline since 17 January 2021. Currently, just seven countries account for 62.3% of the active cases in Africa, namely Egypt (32,390), Algeria (32,342), Ethiopia (29,207), Tunisia (25,759), Uganda (25,152), South Africa (23,804) and Kenya (22,918).
- **From a regional perspective, North Africa accounts for 34.4% of active cases in Africa, followed by East Africa (30.3%), Southern Africa (20.3%), West Africa (10.8%) and Central Africa (4.1%).**

Deaths and the Case Fatality Rates in Africa

- **As of March 14, 2021, a total of 107,778 deaths had been reported in Africa since the start of the pandemic**, of which 54.3% were in Southern Africa, 31.8% in North Africa, 7.2% in East Africa, 5.0% in West Africa and 1.7% in Central Africa. The five countries with the highest number of reported deaths due to Covid-19 since the start of the pandemic, were South Africa, Egypt, Morocco, Tunisia and Algeria, ranging from 51,326 in South Africa to 3,036 in Algeria.

A total of 2,065 new deaths were reported in Africa in the week under review, which is an increase of 2.9% compared to the preceding week.

- **The case fatality rate (CFR), i.e. deaths per confirmed cases for Africa, stands at 2.7%, which is higher than the global CFR rate of 2.2%.** Regionally, West Africa has the lowest CFR at 1.3%, followed by Central Africa at 1.7% and East Africa at 1.9%, while North Africa at 2.9% and Southern Africa at 3.1% recorded higher CFRs than the African average. As of March 14, 2021, sixteen African countries, namely Sudan (6.3%), Egypt (5.9%), Liberia (4.2%), Zimbabwe (4.1%), Mali (4.0%), Somalia (4.0%), Comoros (4.0%), Eswatini (3.8%), Niger (3.7%), Chad (3.6%), Tunisia (3.5%), South Africa (3.4%), Malawi (3.3%), The Gambia (3.1%), Lesotho (2.9%) and DRC (2.7%), recorded CRFs higher than or equal to the average for Africa.

Recovery Rates in Africa

- **As of March 14, 2021, the number of recovered cases in Africa reached 3,620,340, which is 89.7% of its total confirmed cases.** Regionally, the recovery rates were 93.6% for Southern Africa, 90.6% for West Africa, 88.3% for North Africa, 86.7% for Central Africa, and 75.8% for East Africa. In the week under review 79,792 newly recovered cases were reported.

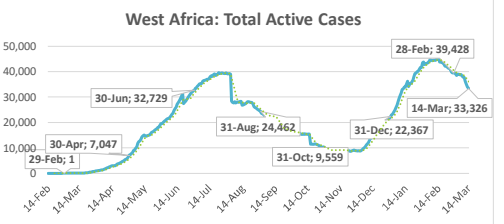
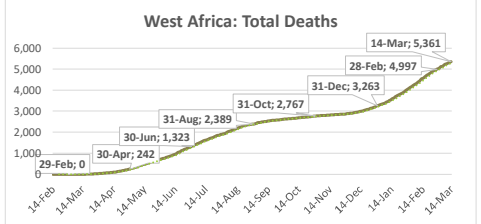
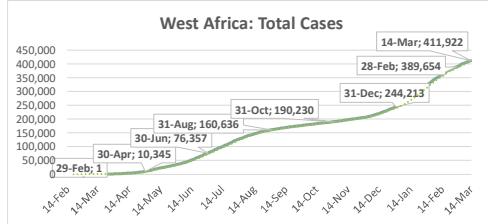
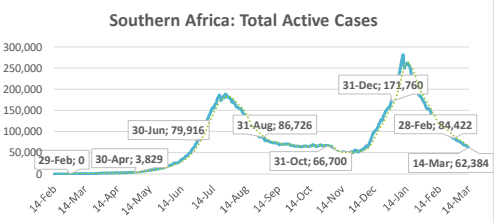
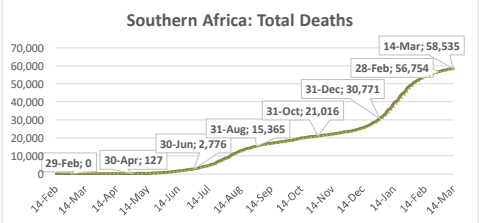
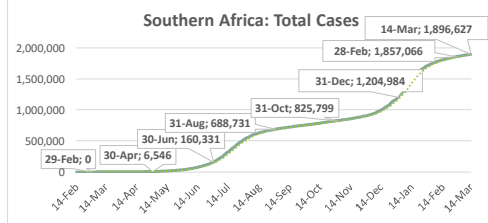
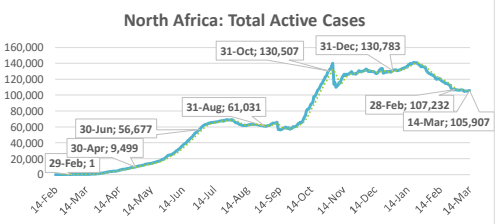
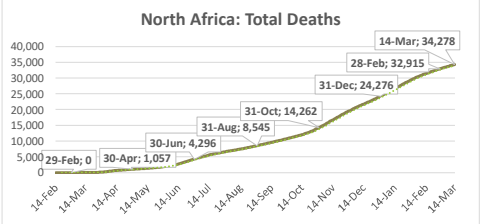
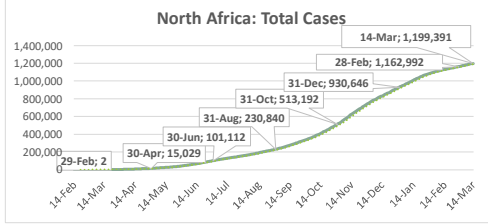
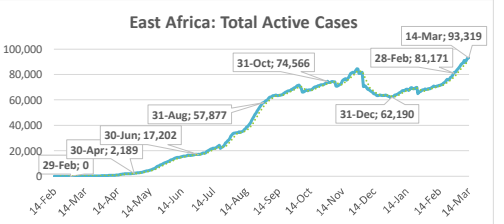
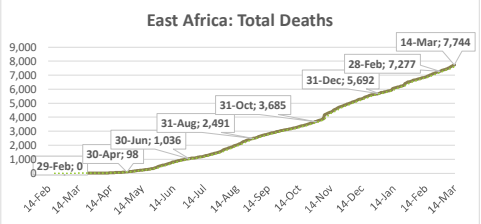
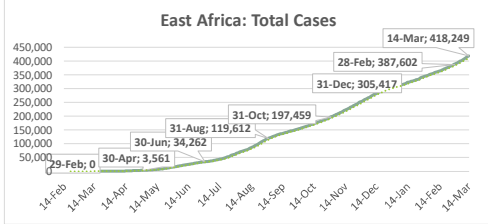
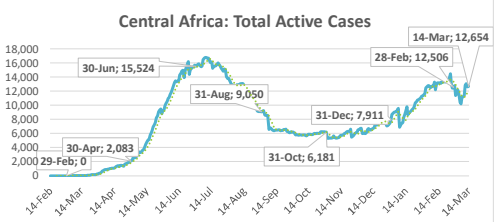
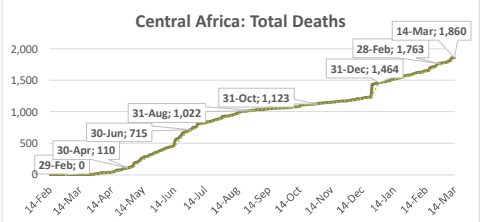
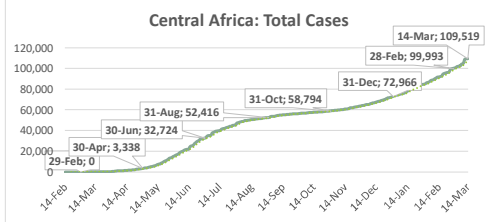
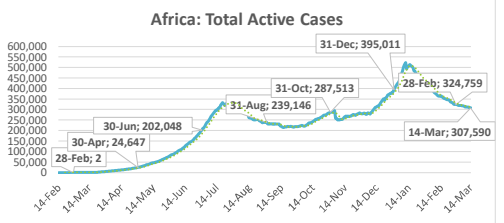
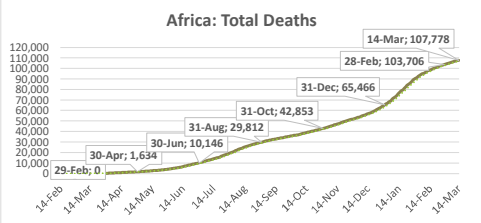
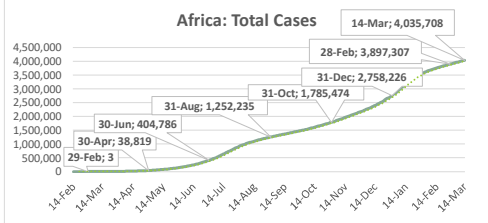
Summary of COVID-19 vaccinations tracking in the Word: Situation for the week ending 14 March 2021

| | Vaccinations | | | | |
|--------------------|--------------------|----------------------------|----------------------------------|----------------------------------|-------------------|
| | Total vaccinations | % of population vaccinated | New vaccinations for the week of | New vaccinations for the week of | Weekly change |
| | | | 14 Mar. | 07 Mar. | |
| World | 354,955,887 | 4.6 | 50,689,872 | 56,228,794 | -5,538,922 |
| Africa | 6,657,401 | 0.5 | 1,879,688 | 1,059,418 | 820,270 |
| Algeria | 75,000 | 0.2 | 74,970 | 74,970 | 0 |
| Côte d'Ivoire | 13,990 | 0.1 | 13,990 | 0 | 13,990 |
| Egypt | 1,315 | 0.0 | 0 | 0 | 0 |
| Ghana | 202,052 | 0.7 | 202,052 | 0 | 202,052 |
| Guinea | 8,829 | 0.1 | 8,774 | 0 | 8,774 |
| Kenya | 9,144 | 0.0 | 9,144 | 0 | 9,144 |
| Mauritius | 3,843 | 0.3 | 0 | 0 | 0 |
| Morocco | 5,682,508 | 15.4 | 1,189,951 | 894,654 | 295,297 |
| Rwanda | 257,449 | 2.0 | 257,449 | 0 | 257,449 |
| Senegal | 131,186 | 0.8 | 67,069 | 38,464 | 28,605 |
| Seychelles | 88,106 | 89.6 | 6,391 | 6,619 | -228 |
| South Africa | 145,544 | 0.2 | 43,703 | 31,314 | 12,389 |
| Tunisia | 2,076 | 0.0 | 2,076 | 0 | 2,076 |
| Zimbabwe | 36,359 | 0.2 | 4,119 | 13,397 | -9,278 |
| Americas | | | | | |
| Brazil | 12,875,274 | 6.1 | 2,484,432 | 2,349,426 | 135,006 |
| Canada | 3,012,597 | 8.0 | 633,125 | 508,227 | 124,898 |
| Mexico | 4,214,494 | 3.3 | 1,448,689 | 382,394 | 1,066,295 |
| U.S.A | 110,817,708 | 33.8 | 18,403,732 | 15,686,322 | 2,717,410 |
| Asia | | | | | |
| China | 52,500,000 | 3.8 | 0 | 12,000,000 | -12,000,000 |
| India | 29,738,409 | 2.2 | 8,816,065 | 6,621,078 | 2,194,987 |
| Indonesia | 5,480,346 | 2.0 | 1,457,802 | 1,424,009 | 33,793 |
| Europe | | | | | |
| France | 7,292,852 | 10.9 | 1,599,878 | 1,142,604 | 457,274 |
| Germany | 8,863,270 | 10.7 | 1,537,172 | 1,415,561 | 121,611 |
| Israel | 9,288,681 | 102.6 | 598,805 | 682,407 | -83,602 |
| Italy | 6,701,164 | 11.1 | 1,297,696 | 1,119,543 | 178,153 |
| Spain | 5,352,767 | 11.4 | 881,190 | 865,942 | 15,248 |
| U.K. | 25,781,120 | 38.6 | 2,445,606 | 2,449,831 | -4,225 |
| Middle East | | | | | |
| Bahrain | 534,625 | 32.6 | 28,106 | 211,223 | -183,117 |
| Saudi Arabia | 2,219,768 | 6.5 | 887,028 | 552,073 | 334,955 |
| U.A.E. | 6,540,912 | 66.9 | 267,903 | 252,548 | 15,355 |



Summary of COVID-19 tracking in Africa: Situation for the week ending 14 March 2021

| | Date of first case | Cases | | | | Deaths | | | | Recovered | | | | Active | | | | Test | |
|-----------------|--------------------|-------------|---------------------------|---------------------------|----------------------------------|--------------|----------------------------|----------------------------|----------------------------------|-----------------|-------------------------------|-------------------------------|----------------------------------|--------------|----------------------------|----------------------------|----------------------------------|---------------|--------------------------|
| | | Total cases | New cases for the week of | New cases for the week of | Weekly change from Previous week | Total deaths | New deaths for the week of | New deaths for the week of | Weekly change from Previous week | Total Recovered | New recovered for the week of | New recovered for the week of | Weekly change from Previous week | Active cases | New active for the week of | New active for the week of | Weekly change from Previous week | Total tests | Tests Per million People |
| | | 14 Mar. | 07 Mar. | 14 Mar. | 07 Mar. | 14 Mar. | 07 Mar. | 14 Mar. | 07 Mar. | 14 Mar. | 07 Mar. | 14 Mar. | 07 Mar. | 14 Mar. | 07 Mar. | 14 Mar. | 07 Mar. | 14 Mar. | 07 Mar. |
| | | | | | | | | | | | | | | | | | | | |
| World | 31-Dec | 119,847,921 | 2,941,429 | 2,881,697 | 59,732 | 2,653,484 | 60,274 | 62,646 | -2,372 | 75,732,772 | 1,745,930 | 1,731,734 | 14,196 | 41,461,665 | 1,135,225 | 1,087,317 | 47,908 | 1,677,928,839 | 215,263 |
| Africa | 14-Feb | 4,035,708 | 71,653 | 66,748 | 4,905 | 107,778 | 2,065 | 2,007 | 58 | 3,620,340 | 79,792 | 71,706 | 8,086 | 307,590 | -10,204 | -6,965 | -3,239 | 38,193,964 | 28,528 |
| Central Africa | 6-Mar | 109,519 | 6,933 | 2,593 | 4,340 | 1,860 | 77 | 20 | 57 | 95,005 | 4,394 | 4,887 | -493 | 12,654 | 2,462 | -2,314 | 4,776 | 2,100,328 | 14,336 |
| East Africa | 13-Mar | 418,249 | 17,149 | 13,498 | 3,651 | 7,744 | 283 | 184 | 99 | 317,186 | 11,425 | 6,607 | 4,818 | 93,319 | 5,441 | 6,707 | -1,266 | 6,292,402 | 16,758 |
| North Africa | 14-Feb | 1,199,391 | 18,765 | 17,634 | 1,131 | 34,278 | 672 | 691 | -19 | 1,059,206 | 18,972 | 17,389 | 1,583 | 105,907 | -879 | -446 | -433 | 10,460,239 | 50,671 |
| Southern Africa | 5-Mar | 1,896,627 | 18,590 | 20,971 | -2,381 | 58,535 | 868 | 913 | -45 | 1,775,708 | 29,479 | 30,339 | -860 | 62,384 | -11,757 | -10,281 | -1,476 | 13,874,365 | 65,082 |
| West Africa | 28-Feb | 411,922 | 10,216 | 12,052 | -1,836 | 5,361 | 165 | 199 | -34 | 373,235 | 15,522 | 12,484 | 3,038 | 33,326 | -5,471 | -631 | -4,840 | 5,466,630 | 13,763 |



.....: 7-day moving average

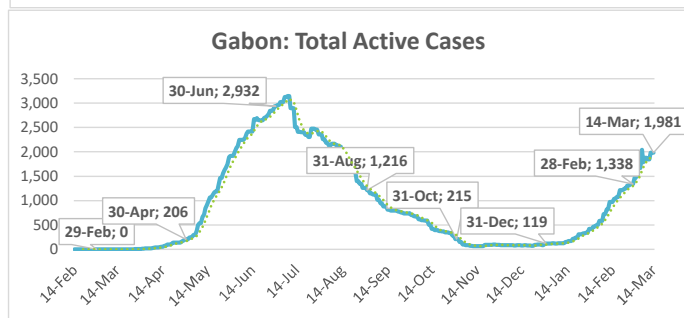
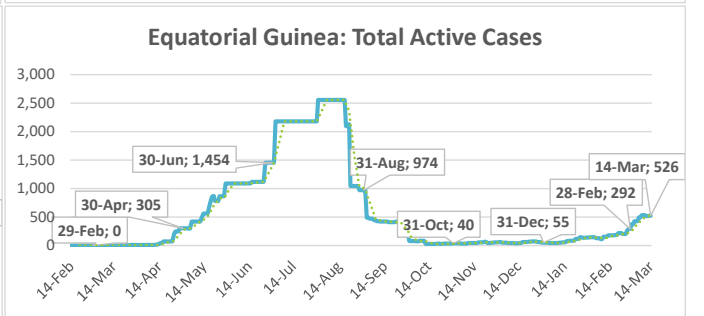
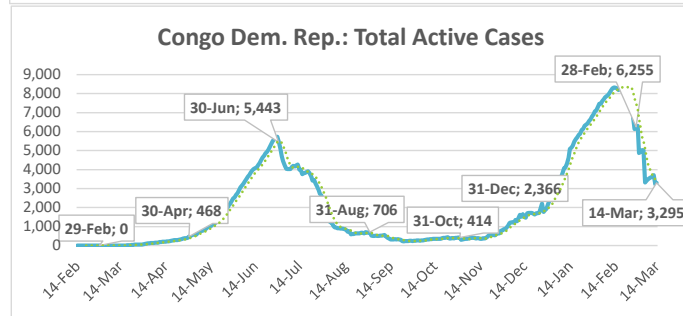
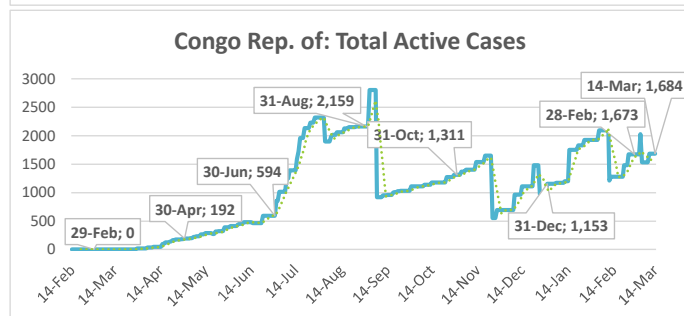
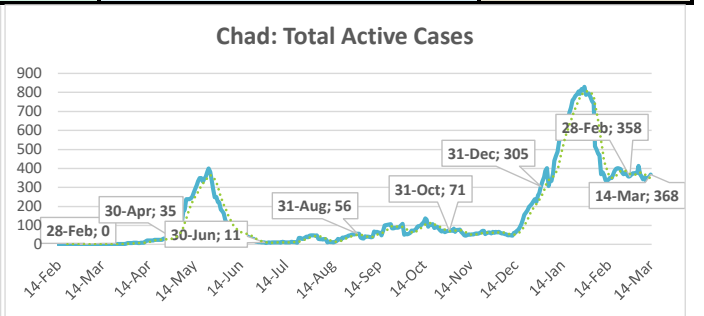
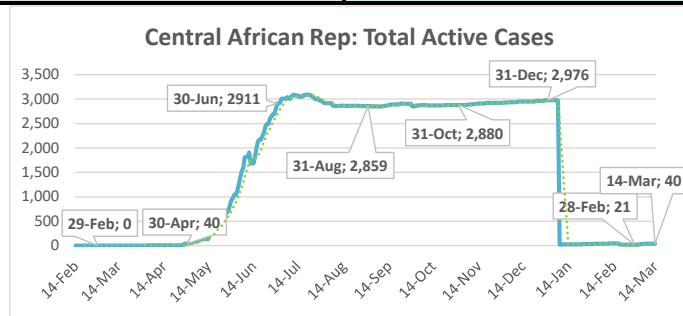
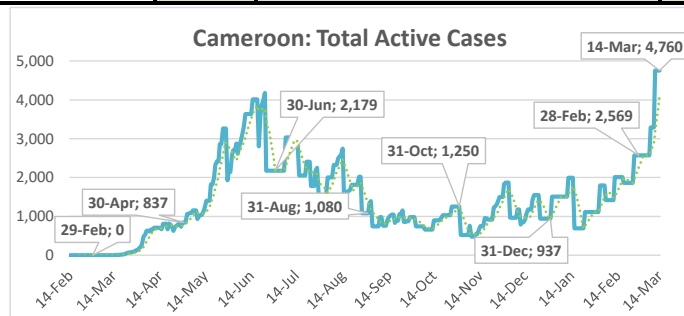
Central Africa

Highlights of the Covid-19 Situation in Central Africa as of March 14, 2021

- **As of Sunday, March 14, 2021, the number of total cases in the Central Africa region reached 109,519.** The region reported 6,933 new cases in the review week, which is more than double¹ compared to the preceding week. The total number of deaths reported reached 1,860, recording 77 new deaths in the review week. The number of total recovered cases reached 95,005, of which 4,394 were newly recovered cases during the review week. The total number of active cases stands at 12,654, which is an increase of 2,462 cases in the review week.
- **Cameroon accounted for 37.1% of the total cases in the region during the week under review.** Chad has the lowest number of total cases in the region at 4,309.
- **The average case fatality rate (CFR) for the region declined to 1.7%. The highest CFR in the region was reported in Chad at 3.6% and the lowest in Gabon at 0.6%.**

Summary of COVID-19 tracking in Central Africa: Situation for the week ending 14 March 2021

| | Date of first case | Cases | | | | Deaths | | | | Recovered | | | | Active | | | | Test | |
|----------------------|--------------------|-------------|---------------------------|---------------------------|---------------|--------------|----------------------------|----------------------------|----------------------------------|-----------------|-------------------------------|-------------------------------|----------------------------------|--------------|----------------------------|----------------------------|----------------------------------|-------------|--------------------------|
| | | Total cases | New cases for the week of | New cases for the week of | Weekly change | Total deaths | New deaths for the week of | New deaths for the week of | Weekly change from Previous week | Total Recovered | New recovered for the week of | New recovered for the week of | Weekly change from Previous week | Active cases | New active for the week of | New active for the week of | Weekly change from Previous week | Total tests | Tests Per million People |
| | | | 14 Mar. | 07 Mar. | | | 14 Mar. | 07 Mar. | | | 14 Mar. | 07 Mar. | | | 14 Mar. | 07 Mar. | | | |
| | | | | | | | | | | | | | | | | | | | |
| Central Africa | 6-Mar | 109,519 | 6,933 | 2,593 | 4,340 | 1,860 | 77 | 20 | 57 | 95,005 | 4,394 | 4,887 | -493 | 12,654 | 2,462 | -2,314 | 4,776 | 2,100,328 | 14,336 |
| Cameroon | 6-Mar | 40,622 | 4,908 | 0 | 4,908 | 601 | 50 | 0 | 50 | 35,261 | 2,667 | 0 | 2,667 | 4,760 | 2,191 | 0 | 2,191 | 1,048,594 | 39,501 |
| Central African Rep. | 15-Mar | 5,023 | 2 | 17 | -15 | 63 | 0 | 0 | 0 | 4,920 | 0 | 0 | 0 | 40 | 2 | 17 | -15 | 38,050 | 7,878 |
| Chad | 19-Mar | 4,309 | 132 | 204 | -72 | 154 | 14 | 0 | 14 | 3,787 | 119 | 193 | -74 | 368 | -1 | 11 | -12 | 102,286 | 6,227 |
| Congo Rep. of | 15-Mar | 9,329 | 150 | 359 | -209 | 131 | 0 | 3 | -3 | 7,514 | 0 | 495 | -495 | 1,684 | 150 | -139 | 289 | 104,366 | 18,913 |
| Congo Dem. Rep. | 10-Mar | 27,014 | 473 | 628 | -155 | 717 | 5 | 5 | 0 | 23,002 | 570 | 3,481 | -2,911 | 3,295 | -102 | -2,858 | 2,756 | 127,610 | 1,425 |
| Equatorial Guinea | 14-Mar | 6,562 | 233 | 324 | -91 | 98 | 2 | 5 | -3 | 5,938 | 201 | 115 | 86 | 526 | 30 | 204 | -174 | 104,454 | 74,451 |
| Gabon | 12-Mar | 16,660 | 1,035 | 1,061 | -26 | 96 | 6 | 7 | -1 | 14,583 | 837 | 603 | 234 | 1,981 | 192 | 451 | -259 | 574,968 | 258,327 |



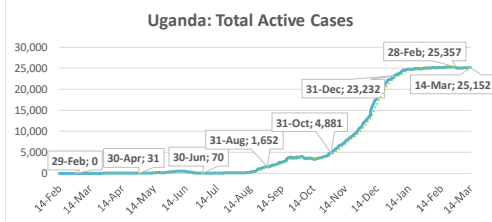
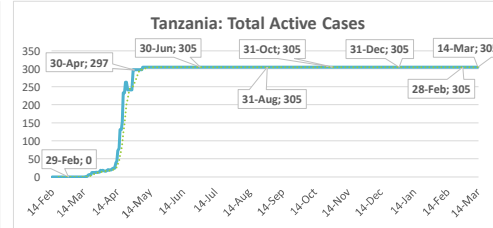
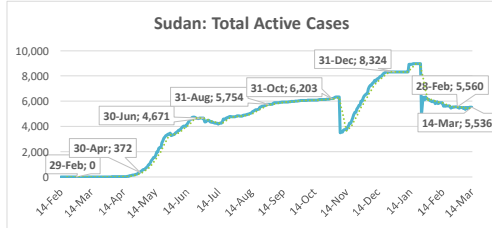
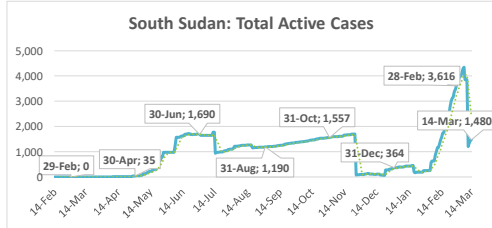
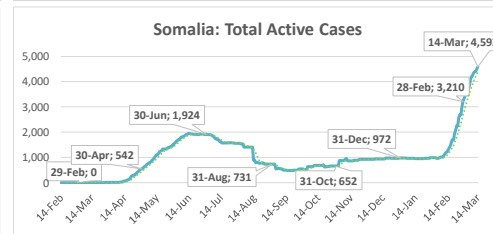
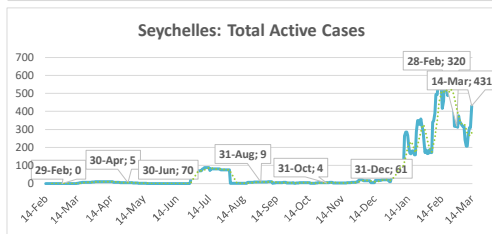
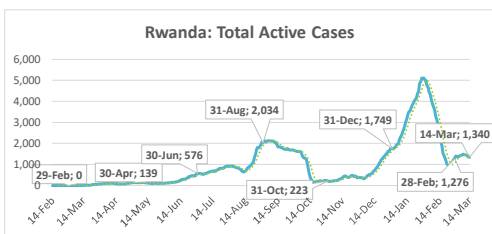
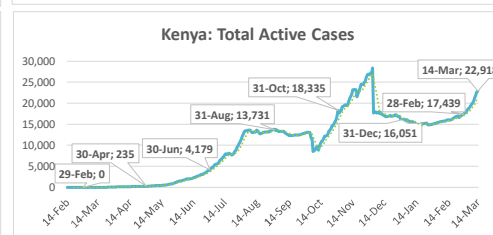
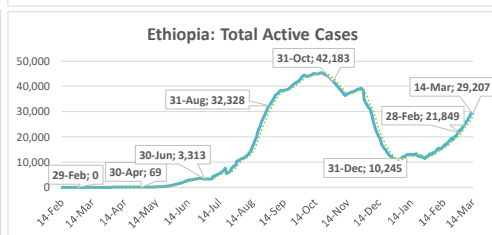
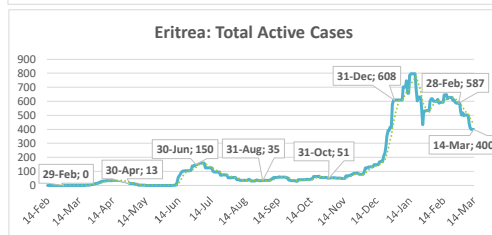
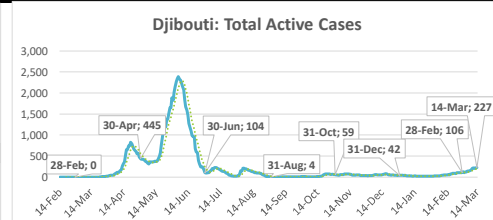
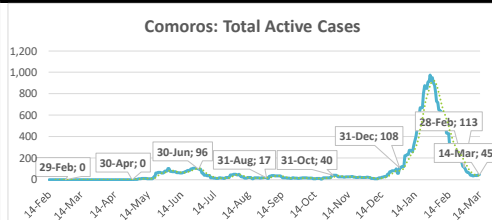
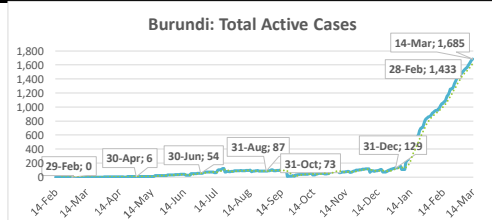
.....: 7-day moving average

East Africa

Highlights of the Covid-19 Situation in East Africa as of March 14, 2021

- **As of Sunday, March 14, 2021, the number of total cases in the East Africa region reached 418,249.** The region reported 17,149 new cases in the review week, which is a 27.0% increase compared to the preceding week. The total number of deaths reported reached 7,744, recording 283 new deaths in the review week. The number of total recovered cases reached 317,186, of which 11,425 were newly recovered cases during the review week. The total number of active cases stands at 93,319, which is an increase of 5,441 cases in the review week.
- **Ethiopia accounted for 42.0% of the total cases and 54.4% of the new cases in the region during the week under review.** Burundi has the lowest number of total cases in the region at 2,461.
- **The average case fatality rate (CFR) for the region currently stands at 1.9%. The highest CFR in the region was reported in Sudan at 6.3% and the lowest in Burundi at 0.1%.**

| Summary of COVID-19 tracking in East Africa: Situation for the week ending 14 March 2021 | | | | | | | | | | | | | | | | | | | |
|--|--------------------|-------------|---------------------------|---------------------------|---------------|--------------|----------------------------|----------------------------|----------------------------------|-----------------|-------------------------------|-------------------------------|----------------------------------|--------------|----------------------------|----------------------------|----------------------------------|-------------|--------------------------|
| | Date of first case | Cases | | | | Deaths | | | | Recovered | | | | Active | | | | Test | |
| | | Total cases | New cases for the week of | New cases for the week of | Weekly change | Total deaths | New deaths for the week of | New deaths for the week of | Weekly change from Previous week | Total Recovered | New recovered for the week of | New recovered for the week of | Weekly change from Previous week | Active cases | New active for the week of | New active for the week of | Weekly change from Previous week | Total tests | Tests Per million People |
| | | | | | | | | | | | | | | | | | | | |
| East Africa | 13-Mar | 418,249 | 14 Mar. 17,149 | 07 Mar. 13,498 | 3,651 | 7,744 | 14 Mar. 283 | 07 Mar. 184 | 99 | 317,186 | 14 Mar. 11,425 | 07 Mar. 6,607 | 4,818 | 93,319 | 14 Mar. 5,441 | 07 Mar. 6,707 | -1,266 | 6,292,402 | 16,758 |
| Burundi | 31-Mar | 2,461 | 142 | 110 | 32 | 3 | 0 | 0 | 0 | 773 | 0 | 0 | 0 | 1,685 | 142 | 110 | 32 | 116,794 | 9,822 |
| Comoros | 2-May | 3,635 | 39 | 25 | 14 | 146 | 0 | 2 | -2 | 3,444 | 34 | 96 | -62 | 45 | 5 | -73 | 78 | 6,227 | 7,161 |
| Djibouti | 18-Mar | 6,268 | 122 | 80 | 42 | 63 | 0 | 0 | 0 | 5,978 | 47 | 34 | 13 | 227 | 75 | 46 | 29 | 120,124 | 121,583 |
| Eritrea | 21-Mar | 3,038 | 94 | 97 | -3 | 7 | 0 | 0 | 0 | 2,631 | 195 | 183 | 12 | 400 | -101 | -86 | -15 | 23,693 | 6,681 |
| Ethiopia | 13-Mar | 175,467 | 9,329 | 7,066 | 2,263 | 2,550 | 121 | 64 | 57 | 143,710 | 5,210 | 3,642 | 1,568 | 29,207 | 3,998 | 3,360 | 638 | 2,227,729 | 19,378 |
| Kenya | 13-Mar | 113,236 | 4,409 | 2,854 | 1,555 | 1,913 | 37 | 20 | 17 | 88,405 | 835 | 892 | -57 | 22,918 | 3,537 | 1,942 | 1,595 | 1,369,326 | 25,466 |
| Rwanda | 14-Mar | 20,186 | 635 | 701 | -66 | 280 | 12 | 7 | 5 | 18,566 | 726 | 527 | 199 | 1,340 | -103 | 167 | -270 | 1,062,907 | 82,064 |
| Seychelles | 15-Mar | 3,315 | 336 | 361 | -25 | 16 | 1 | 4 | -3 | 2,868 | 220 | 361 | -141 | 431 | 115 | -4 | 119 | 21,504 | 218,564 |
| Somalia | 16-Mar | 9,190 | 869 | 1,064 | -195 | 367 | 65 | 63 | 2 | 4,230 | 298 | 124 | 174 | 4,593 | 506 | 877 | -371 | 84,640 | 5,326 |
| South Sudan | 5-Apr | 9,490 | 724 | 840 | -116 | 104 | 2 | 9 | -7 | 7,906 | 3,589 | 100 | 3,489 | 1,480 | -2,867 | 731 | -3,598 | 120,955 | 10,806 |
| Sudan | 13-Mar | 30,873 | 333 | 193 | 140 | 1,940 | 45 | 15 | 30 | 23,397 | 241 | 249 | -8 | 5,536 | 47 | -71 | 118 | 231,694 | 5,284 |
| Tanzania | 16-Mar | 509 | ... | ... | ... | 21 | ... | ... | ... | 183 | ... | ... | ... | 305 | ... | ... | ... | 3,880 | 65 |
| Uganda | 21-Mar | 40,581 | 117 | 107 | 10 | 334 | 0 | 0 | 0 | 15,095 | 30 | 399 | -369 | 25,152 | 87 | -292 | 379 | 902,929 | 19,740 |



.....: 7-day moving average

North Africa

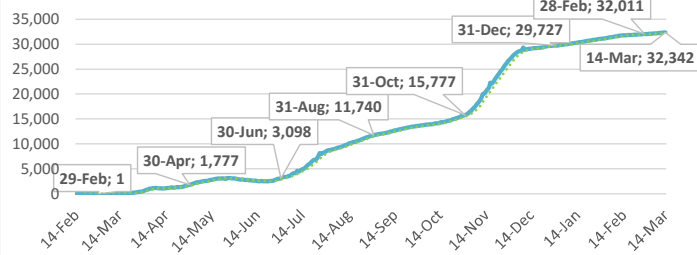
Highlights of the Covid-19 Situation in North Africa as of March 14, 2021

- **As of Sunday, March 14, 2021, the number of total cases in the North Africa region reached 1,199,391.** The region reported 18,765 new cases in the review week, which is a 6.4% increase compared to the preceding week. The total number of deaths reported reached 34,278, recording 672 new deaths in the review week. The number of total recovered cases reached 1,059,206, of which 18,972 were newly recovered cases during the review week. The total number of active cases stands at 105,907, which is a decline of 879 cases in the review week.
- **Morocco accounted for 40.8% of the total cases, while Libya accounted for 33.9% of the new cases in the region during the week under review.** Mauritania has the lowest number of total cases in the region at 17,438.
- **The average case fatality rate (CFR) for the region currently stands at 2.9%. The highest CFR in the region was reported in Egypt at 5.9% and the lowest in Libya at 1.6%.**

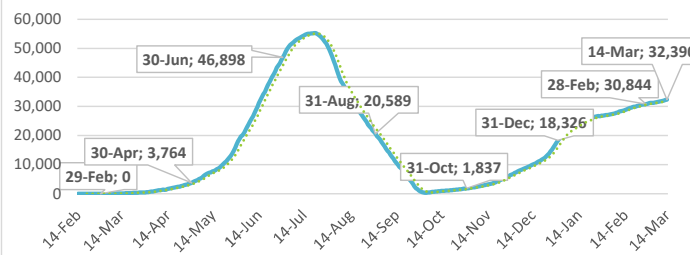
Summary of COVID-19 tracking in North Africa: Situation for the week ending 14 March 2021

| | Date of first case | Cases | | | | Deaths | | | | Recovered | | | | Active | | | | Test | |
|--------------|--------------------|-------------|---------------------------|---------------------------|---------------|--------------|----------------------------|----------------------------|----------------------------------|-----------------|-------------------------------|-------------------------------|----------------------------------|--------------|----------------------------|----------------------------|----------------------------------|-------------|--------------------------|
| | | Total cases | New cases for the week of | New cases for the week of | Weekly change | Total deaths | New deaths for the week of | New deaths for the week of | Weekly change from Previous week | Total Recovered | New recovered for the week of | New recovered for the week of | Weekly change from Previous week | Active cases | New active for the week of | New active for the week of | Weekly change from Previous week | Total tests | Tests Per million People |
| | | | 14 Mar. | 07 Mar. | | | 14 Mar. | 07 Mar. | | | 14 Mar. | 07 Mar. | | | 14 Mar. | 07 Mar. | | | |
| North Africa | 14-Feb | 1,199,391 | 18,765 | 17,634 | 1,131 | 34,278 | 672 | 691 | -19 | 1,059,206 | 18,972 | 17,389 | 1,583 | 105,907 | -879 | -446 | -433 | 10,460,239 | 50,671 |
| Algeria | 26-Feb | 115,265 | 1,031 | 1,142 | -111 | 3,036 | 23 | 30 | -7 | 79,887 | 823 | 966 | -143 | 32,342 | 185 | 146 | 39 | 230,553 | 5,258 |
| Egypt | 14-Feb | 190,924 | 4,421 | 4,079 | 342 | 11,300 | 305 | 307 | -2 | 147,234 | 3,215 | 3,127 | 88 | 32,390 | 901 | 645 | 256 | 2,423,820 | 23,685 |
| Libya | 25-Mar | 144,993 | 6,353 | 5,302 | 1,051 | 2,386 | 113 | 94 | 19 | 131,778 | 5,936 | 5,602 | 334 | 10,829 | 304 | -394 | 698 | 783,327 | 114,000 |
| Mauritania | 14-Mar | 17,438 | 116 | 115 | 1 | 444 | 2 | 1 | 1 | 16,772 | 102 | 107 | -5 | 222 | 12 | 7 | 5 | 186,020 | 40,007 |
| Morocco | 5-Mar | 488,937 | 2,714 | 2,569 | 145 | 8,723 | 41 | 59 | -18 | 475,849 | 3,609 | 3,194 | 415 | 4,365 | -936 | -684 | -252 | 5,801,538 | 157,178 |
| Tunisia | 5-Mar | 241,834 | 4,130 | 4,427 | -297 | 8,389 | 188 | 200 | -12 | 207,686 | 5,287 | 4,393 | 894 | 25,759 | -1,345 | -166 | -1,179 | 1,034,981 | 87,572 |

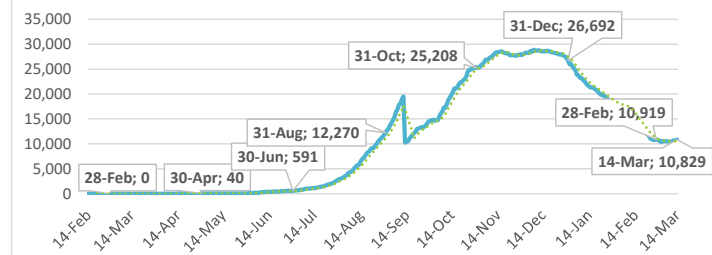
Algeria: Total Active Cases



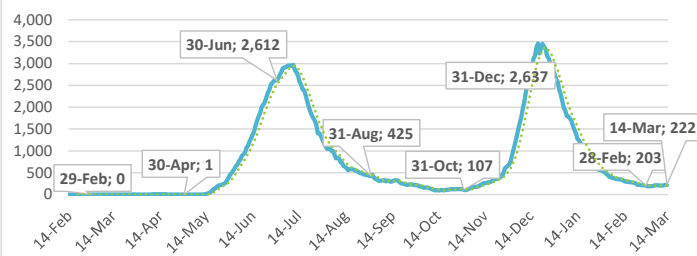
Egypt: Total Active Cases



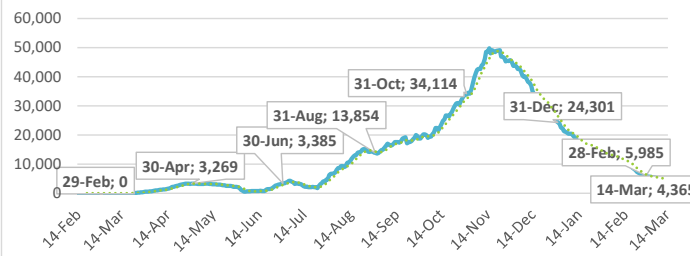
Libya: Total Active Cases



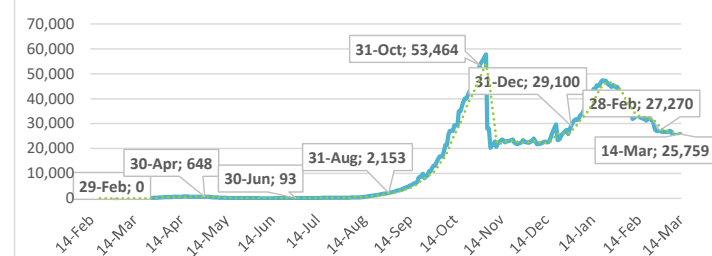
Mauritania: Total Active Cases



Morocco: Total Active Cases



Tunisia: Total Active Cases



.....: 7-day moving average

Southern Africa

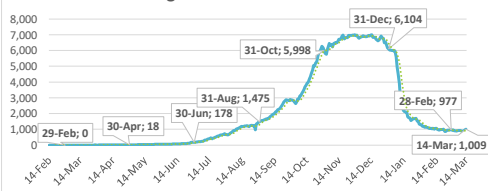
Highlights of the Covid-19 Situation in Southern Africa as of March 14, 2021

- **As of Sunday, March 14, 2021, the number of total cases in the Southern Africa region reached 1,896,627.** The region reported 18,590 new cases in the review week, which is an 11.4% decline compared to the preceding week. The total number of deaths reported reached 58,535, recording 868 new deaths in the review week. The number of total recovered cases reached 1,775,708, of which 29,479 were newly recovered cases during the review week. The total number of active cases stands at 62,384, which is a decline of 11,757 cases in the review week.
- **South Africa accounted for 80.6% of the total cases and 44.9% of the new cases in the region during the week under review.** Mauritius has the lowest number of total cases in the region at 742.
- **The average case fatality rate (CFR) for the region increased to 3.1% in the review week. The highest CFR in the region was reported in Zimbabwe at 4.1% and the lowest in Mozambique and Namibia at 1.1%.**

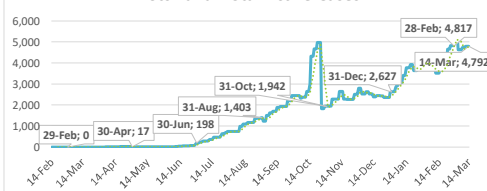
Summary of COVID-19 tracking in Southern Africa: Situation for the week ending 14 March 2021

| | Date of first case | Cases | | | | Deaths | | | | Recovered | | | | Active | | | | Test | |
|---------------------|--------------------|-------------|---------------------------|---------------------------|---------------|--------------|----------------------------|----------------------------|----------------------------------|-----------------|-------------------------------|-------------------------------|----------------------------------|--------------|----------------------------|----------------------------|----------------------------------|-------------|--------------------------|
| | | Total cases | New cases for the week of | New cases for the week of | Weekly change | Total deaths | New deaths for the week of | New deaths for the week of | Weekly change from Previous week | Total Recovered | New recovered for the week of | New recovered for the week of | Weekly change from Previous week | Active cases | New active for the week of | New active for the week of | Weekly change from Previous week | Total tests | Tests Per million People |
| | | 14 Mar. | 07 Mar. | 14 Mar. | 07 Mar. | 14 Mar. | 07 Mar. | 14 Mar. | 07 Mar. | 14 Mar. | 07 Mar. | 14 Mar. | 07 Mar. | 14 Mar. | 07 Mar. | 14 Mar. | 07 Mar. | 13,874,365 | 65,082 |
| | | | | | | | | | | | | | | | | | | | |
| Southern Africa | 5-Mar | 1,896,627 | 18,590 | 20,971 | -2,381 | 58,535 | 868 | 913 | -45 | 1,775,708 | 29,479 | 30,339 | -860 | 62,384 | -11,757 | -10,281 | -1,476 | 13,874,365 | 65,082 |
| Angola | 27-Mar | 21,380 | 294 | 279 | 15 | 521 | 7 | 6 | 1 | 19,850 | 203 | 325 | -122 | 1,009 | 84 | -52 | 136 | 406,827 | 12,378 |
| Botswana | 16-Mar | 34,098 | 2,352 | 3,375 | -1,023 | 424 | 65 | 49 | 16 | 28,882 | 2,122 | 3,516 | -1,394 | 4,792 | 165 | -190 | 355 | 856,135 | 364,061 |
| Eswatini | 14-Mar | 17,237 | 53 | 170 | -117 | 661 | 3 | 6 | -3 | 15,748 | 472 | 600 | -128 | 828 | -422 | -436 | 14 | 154,809 | 133,437 |
| Lesotho | 13-May | 10,530 | 7 | 32 | -25 | 309 | 2 | 15 | -13 | 3,922 | 34 | 143 | -109 | 6,299 | -29 | -126 | 97 | 63,155 | 29,481 |
| Madagascar | 20-Mar | 21,356 | 1,201 | 324 | 877 | 326 | 26 | 3 | 23 | 20,380 | 837 | 247 | 590 | 650 | 338 | 74 | 264 | 128,306 | 4,633 |
| Malawi | 2-Apr | 32,789 | 347 | 497 | -150 | 1,082 | 13 | 25 | -12 | 25,578 | 3,205 | 3,499 | -294 | 6,129 | -2,871 | -3,027 | 156 | 207,782 | 10,862 |
| Mauritius | 18-Mar | 742 | 101 | 31 | 70 | 10 | 0 | 0 | 0 | 592 | 4 | 17 | -13 | 140 | 97 | 14 | 88 | 301,345 | 236,950 |
| Mozambique | 27-Mar | 64,516 | 1,996 | 3,170 | -1,174 | 725 | 32 | 52 | -20 | 50,380 | 3,959 | 5,325 | -1,366 | 13,411 | -1,995 | -2,207 | 212 | 450,293 | 14,407 |
| Namibia | 14-Mar | 41,200 | 1,170 | 1,185 | -15 | 458 | 20 | 14 | 6 | 38,470 | 950 | 1,259 | -309 | 2,272 | 200 | -88 | 288 | 322,528 | 126,934 |
| São Tomé & Príncipe | 6-Apr | 2,078 | 128 | 164 | -36 | 32 | 0 | 3 | -3 | 1,817 | 255 | 180 | 75 | 229 | -127 | -19 | -108 | 13,396 | 61,125 |
| South Africa | 5-Mar | 1,529,420 | 8,352 | 7,675 | 677 | 51,326 | 648 | 685 | -37 | 1,454,290 | 13,416 | 10,615 | 2,801 | 23,804 | -5,712 | -3,625 | -2,087 | 9,450,492 | 159,344 |
| Zambia | 18-Mar | 84,797 | 2,376 | 3,887 | -1,511 | 1,158 | 34 | 33 | 1 | 81,756 | 3,813 | 3,445 | 368 | 1,883 | -1,471 | 409 | -1,880 | 1,160,688 | 63,136 |
| Zimbabwe | 25-Mar | 36,484 | 213 | 182 | 31 | 1,503 | 18 | 22 | -4 | 34,043 | 209 | 1,168 | -959 | 938 | -14 | -1,008 | 994 | 358,609 | 24,128 |

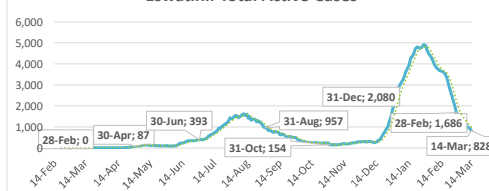
Angola: Total Active Cases



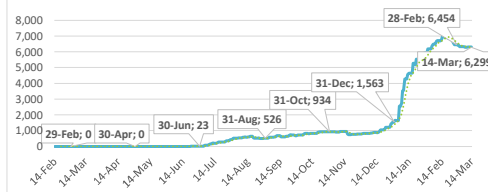
Botswana: Total Active Cases



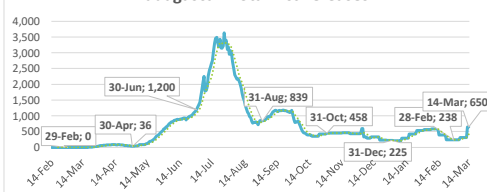
Eswatini: Total Active Cases



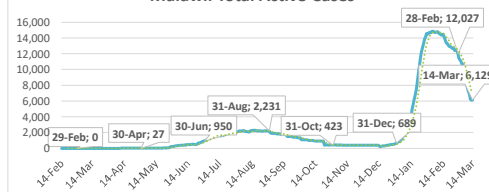
Lesotho: Total Active Cases



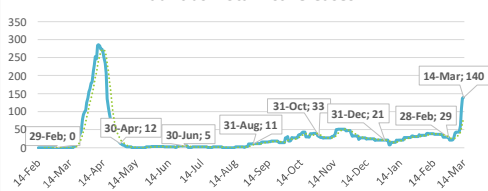
Madagascar: Total Active Cases



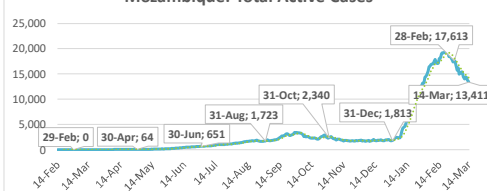
Malawi: Total Active Cases



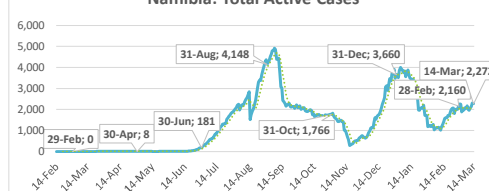
Mauritius: Total Active Cases



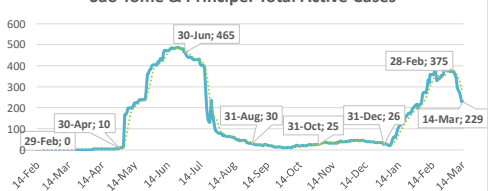
Mozambique: Total Active Cases



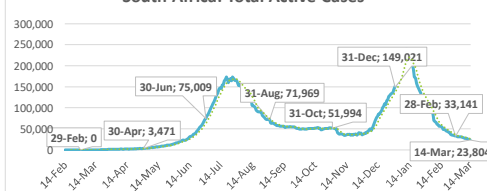
Namibia: Total Active Cases



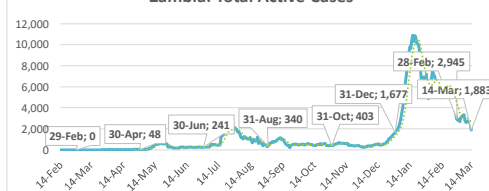
São Tomé & Príncipe: Total Active Cases



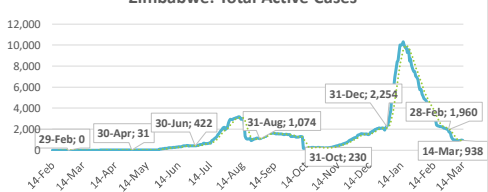
South Africa: Total Active Cases



Zambia: Total Active Cases



Zimbabwe: Total Active Cases



.....: 7-day moving average

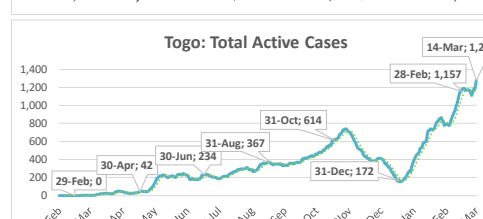
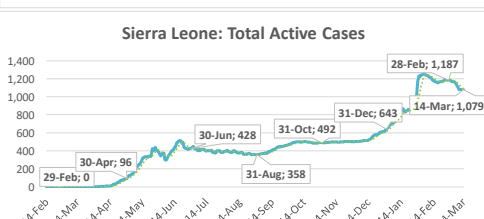
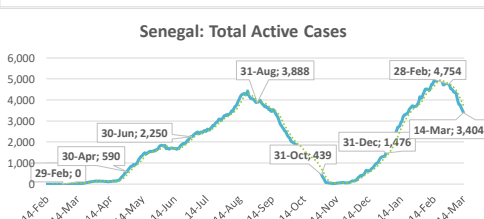
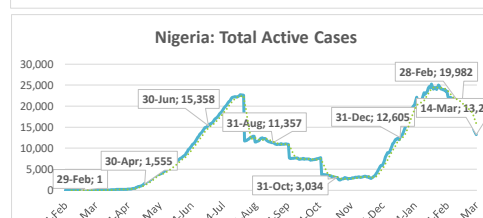
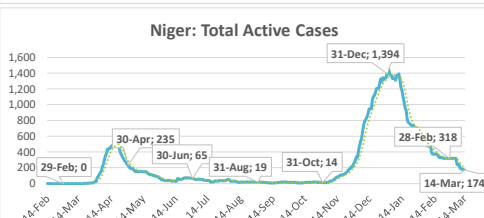
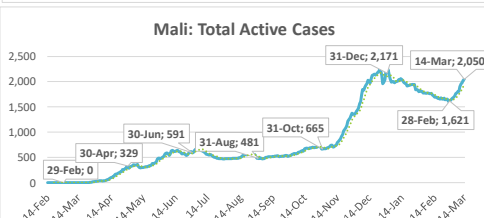
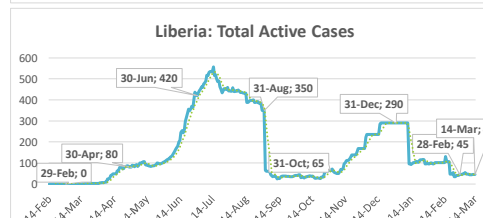
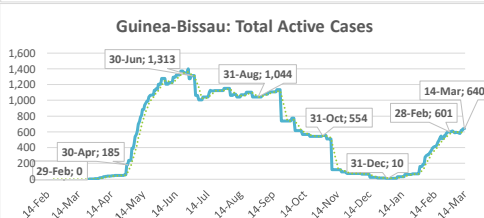
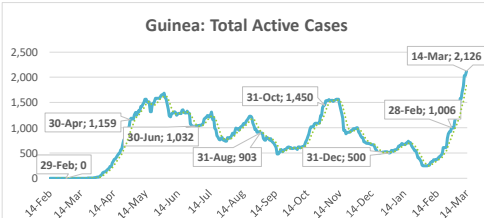
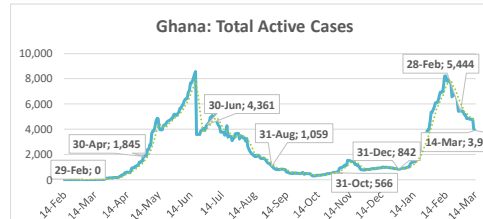
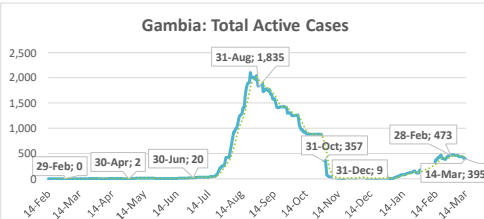
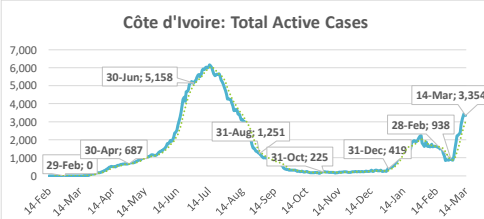
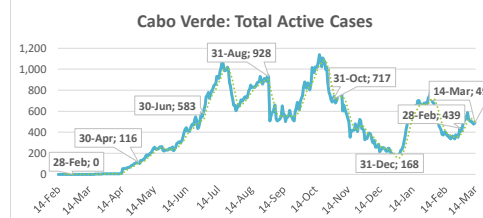
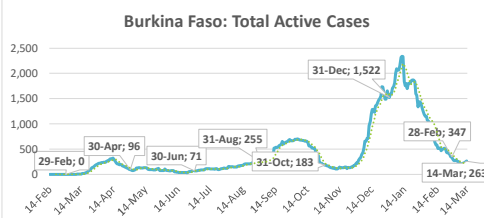
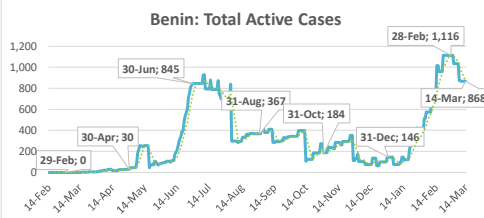
West Africa

Highlights of the Covid-19 Situation in West Africa as of March 14, 2021

- **As of Sunday, March 14, 2021, the number of total cases in the West Africa region reached 411,922.** The region reported 10,216 new cases in the review week, which is a 15.2% decline compared to the new cases reported in the preceding week. The total number of deaths reported reached 5,361, recording 165 new deaths in the review week. The number of total recovered cases reached 373,235, of which 15,522 were newly recovered cases during the review week. The total number of active cases stands at 33,326, which is a decline of 5,471 cases in the review week.
- **Nigeria accounted for 39.0% of the total cases, while Côte d'Ivoire accounted for 24.1% of the new cases in the region during the week under review.** Liberia has the lowest number of total cases in the region at 2,030.
- **The average case fatality rate (CFR) for the region stands at 1.3%. The highest CFR in the region was reported in Liberia at 4.2% and the lowest in Côte d'Ivoire and Guinea at 0.6%.**

Summary of COVID-19 tracking in West Africa: Situation for the week ending 14 March 2021

| | Date of first case | Cases | | | | Deaths | | | | Recovered | | | | Active | | | | Test | |
|---------------|--------------------|-------------|---------------------------|---------------------------|---------------|--------------|----------------------------|----------------------------|----------------------------------|-----------------|-------------------------------|-------------------------------|----------------------------------|--------------|----------------------------|----------------------------|----------------------------------|-------------|--------------------------|
| | | Total cases | New cases for the week of | New cases for the week of | Weekly change | Total deaths | New deaths for the week of | New deaths for the week of | Weekly change from Previous week | Total Recovered | New recovered for the week of | New recovered for the week of | Weekly change from Previous week | Active cases | New active for the week of | New active for the week of | Weekly change from Previous week | Total tests | Tests Per million People |
| | | 14 Mar. | 07 Mar. | 14 Mar. | 07 Mar. | 14 Mar. | 07 Mar. | 14 Mar. | 07 Mar. | 14 Mar. | 07 Mar. | 14 Mar. | 07 Mar. | 14 Mar. | 07 Mar. | 14 Mar. | 07 Mar. | 14 Mar. | 07 Mar. |
| West Africa | 28-Feb | 411,922 | 10,216 | 12,052 | -1,836 | 5,361 | 165 | 199 | -34 | 373,235 | 15,522 | 12,484 | 3,038 | 33,326 | -5,471 | -631 | -4,840 | 5,466,630 | 13,763 |
| Benin | 16-Mar | 6,501 | 430 | 637 | -207 | 81 | 6 | 5 | -1 | 5,552 | 589 | 715 | -126 | 868 | -165 | -83 | -82 | 520,466 | 42,931 |
| Burkina Faso | 9-Mar | 12,372 | 191 | 199 | -8 | 144 | 1 | 1 | 0 | 11,965 | 149 | 323 | -174 | 263 | 41 | -125 | 166 | 161,049 | 7,704 |
| Cabo Verde | 20-Mar | 16,101 | 319 | 382 | -63 | 156 | 2 | 7 | -5 | 15,452 | 412 | 226 | 186 | 493 | -95 | 149 | -244 | 135,061 | 242,921 |
| Côte d'Ivoire | 11-Mar | 37,653 | 2,466 | 2,433 | 33 | 211 | 9 | 10 | -1 | 34,088 | 1,380 | 1,084 | 296 | 3,354 | 1,077 | 1,339 | -262 | 462,268 | 17,525 |
| Gambia, The | 18-Mar | 4,985 | 226 | 47 | 179 | 153 | 1 | 2 | -1 | 4,437 | 294 | 54 | 240 | 395 | -69 | -9 | -60 | 51,373 | 21,258 |
| Ghana | 12-Mar | 87,762 | 1,297 | 2,442 | -1,145 | 685 | 38 | 40 | -2 | 83,169 | 2,217 | 2,980 | -763 | 3,908 | -958 | -578 | -380 | 942,348 | 30,327 |
| Guinea | 13-Mar | 17,742 | 1,072 | 678 | 394 | 102 | 7 | 6 | -1 | 15,514 | 333 | 284 | 49 | 2,126 | 732 | 388 | 344 | 370,720 | 28,229 |
| Guinea-Bissau | 27-Mar | 3,447 | 135 | 50 | 85 | 52 | 3 | 1 | -2 | 2,755 | 84 | 58 | 26 | 640 | 48 | -9 | 57 | 55,249 | 28,074 |
| Liberia | 16-Mar | 2,030 | 6 | 10 | -4 | 85 | 0 | 0 | 0 | 1,899 | 7 | 8 | -1 | 46 | -1 | 2 | -3 | 76,815 | 15,188 |
| Mali | 25-Mar | 8,913 | 333 | 204 | 129 | 360 | 2 | 5 | -3 | 6,503 | 62 | 39 | 23 | 2,050 | 269 | 160 | 109 | 210,188 | 10,379 |
| Niger | 20-Mar | 4,860 | 38 | 82 | -44 | 182 | 5 | 5 | 0 | 4,504 | 99 | 155 | -56 | 174 | -66 | -78 | 12 | 84,317 | 3,483 |
| Nigeria | 28-Feb | 160,657 | 2,151 | 2,849 | -698 | 2,013 | 44 | 62 | -18 | 145,399 | 7,509 | 4,122 | 3,387 | 13,245 | -5,402 | -1,335 | -4,067 | 1,601,396 | 7,769 |
| Senegal | 2-Mar | 36,892 | 1,035 | 1,337 | -302 | 963 | 44 | 47 | -3 | 32,525 | 1,920 | 1,711 | 209 | 3,404 | -929 | -421 | -508 | 413,107 | 24,672 |
| Sierra Leone | 31-Mar | 3,937 | 17 | 33 | -16 | 79 | 0 | 0 | 0 | 2,779 | 79 | 79 | 0 | 1,079 | -62 | -46 | -16 | 130,233 | 16,326 |
| Togo | 6-Mar | 8,070 | 500 | 669 | -169 | 95 | 3 | 8 | -5 | 6,694 | 388 | 646 | -258 | 1,281 | 109 | 15 | 94 | 252,040 | 30,444 |



.....: 7-day moving average