



AFRICAN DEVELOPMENT BANK GROUP

Weekly Data Flash on Covid-19 in Africa¹:

The situation as of Sunday September 13, 2020

Statistics Department (ECST)

¹ This briefing note has been prepared by Roza Mamuye Bora, Senior Statistician; Anouar Chaouch, Statistician; Soumaila Karambiri, Statistical Assistant; Regis Hauhouot Stephane, Statistical Assistant and Desire Lakpa Guy, Statistical Assistant, under the supervision of Louis Kouakou, Division Manager ECST.1 and the guidance of Charles Leyeka Lufumpa, Acting Chief Economist and Vice President for ECVP.

For more information on Covid-19, please visit the Bank's Africa Information Highway
<https://africacovid.opendataforafrica.org/>.

Contents

	Page
Highlights of the Covid-19 Situation in Africa as of September 13, 2020	1
Data Annexes: Africa	3
Highlights of the Covid-19 Situation in Central Africa as of September 13, 2020	5
Data Annexes: Central Africa	6
Highlights of the Covid-19 Situation in East Africa as of September 13, 2020	8
Data Annexes: East Africa	9
Highlights of the Covid-19 Situation in North Africa as of September 13, 2020	11
Data Annexes: North Africa	12
Highlights of the Covid-19 Situation in Southern Africa as of September 13, 2020	14
Data Annexes: Southern Africa	15
Highlights of the Covid-19 Situation in West Africa as of September 13, 2020	17
Data Annexes: West Africa	18

Highlights of the Covid-19 Situation in Africa as of September 13, 2020²

- **Globally, the total number of confirmed Covid-19 cases reached 28,902,170 as of September 13, 2020, the majority of which (51.3%) were in the Americas, followed by Asia (29.4%) and Europe (14.5%).** The number of new cases reported globally, in the review week, amounted to 1,897,785. To date, 19,562,921 cases have recovered, representing 67.7% of confirmed Covid-19 cases. The number of global deaths reached 922,735 of which 40,673 were recorded in the past week. The number of global active cases stands at 8,416,514.
- **Africa accounted for 4.7% of the total global cases, 3.5% of deaths, 5.6% of recovered cases and 2.6% of active cases, as of September 13, 2020.** In Africa, the number of active cases has been falling over the past five weeks, as a result of higher recoveries compared to newly recorded cases.
- **As of Sunday September 13, 2020, more than 13.1 million people had been tested for Covid-19 in Africa, of which over 0.6 million tests were conducted in the week under review.** The majority (29.8%) of these tests were conducted in South Africa followed by Morocco (16.9%), Ethiopia (8.6%), Kenya (3.7%), Egypt (3.6%) and Ghana (3.4%), which collectively accounted for 66.0% of the tests conducted in Africa.
- **Considering tests in relation to population size, Mauritius leads with 178,813 tests per 1 million people,** followed by Cabo Verde (137,730), Djibouti (72,629), South Africa (66,069), Gabon (60,930), Morocco (60,418) and Botswana (58,806). The average tests per 1 million people in Africa, stands at 9,837, which is an increase of 4.9% over the past week.
- **Tests per case in Africa stand at 9.7 as of September 13, 2020, indicating that there is one confirmed case for every 10 tests conducted, compared to 19.7 for the world.** Regionally, the values for tests per case were 19.8 for East Africa, 11.9 for North Africa, 10.3 for Central Africa and West Africa, and 6.8 for Southern Africa.
- **As of September 13, 2020, the total number of confirmed cases in Africa reached 1,353,380.** The majority of these cases (53.2%) were reported in Southern Africa, followed by North Africa at 20.1%, West Africa at 12.5% and East Africa at 10.1%. Central Africa is the relatively less affected region with 4.1% of the total cases in Africa. Southern Africa was the region with the highest number of cases, with 90.2% of those cases reported in the nation of South Africa; the remaining countries of the region are among the least affected.
- **South Africa, Egypt, Morocco, Ethiopia, Nigeria, Algeria, Ghana and Kenya together account for 80.4% of the cases in Africa, as of September 13, 2020.** Five countries with the least number of cases are the Seychelles, Mauritius, Eritrea, Comoros and Burundi, which collectively account for less than 0.2% of the cases in Africa. Considering population size, South Africa, Cabo Verde, Djibouti, Eswatini and São Tomé and Príncipe are the five countries with

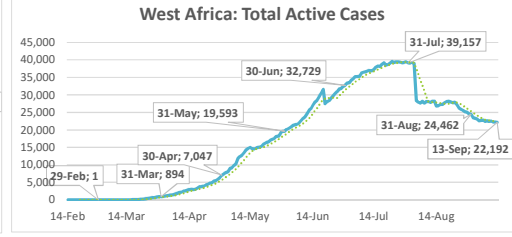
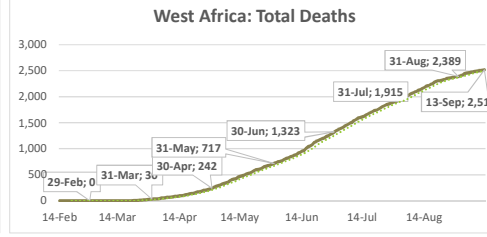
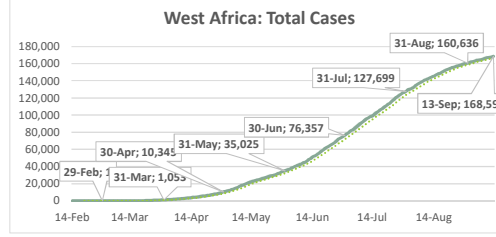
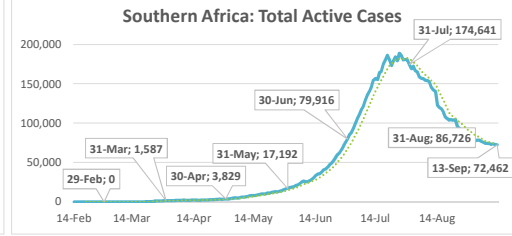
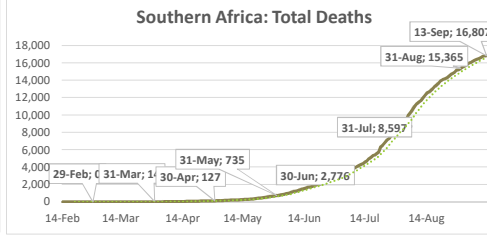
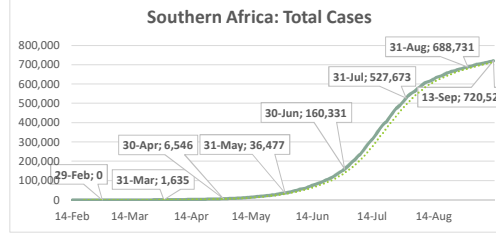
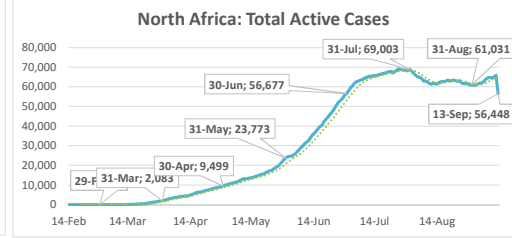
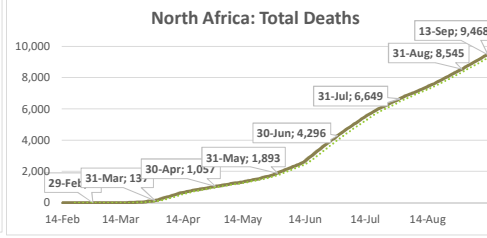
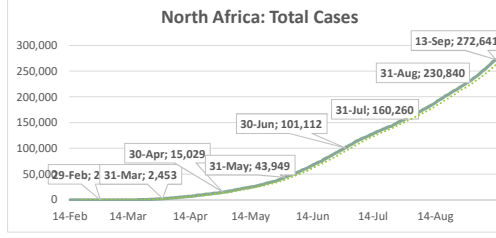
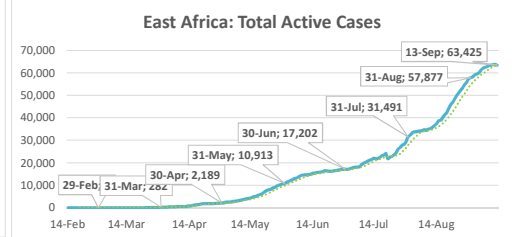
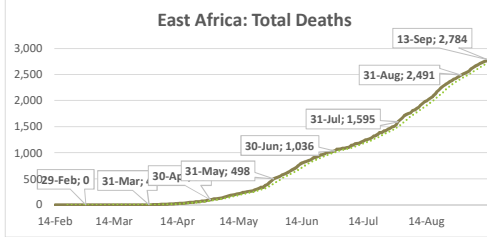
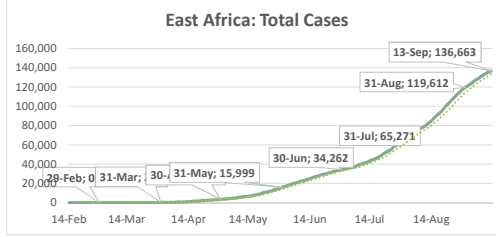
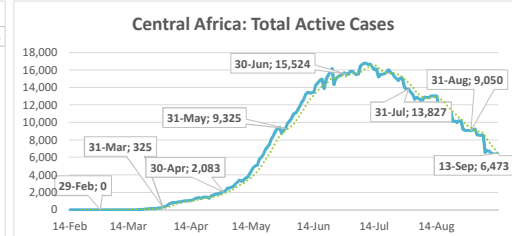
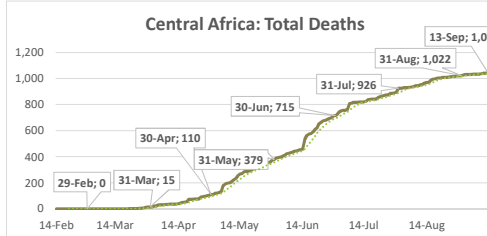
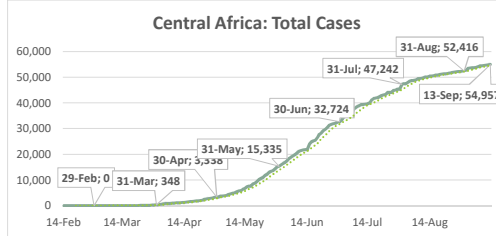
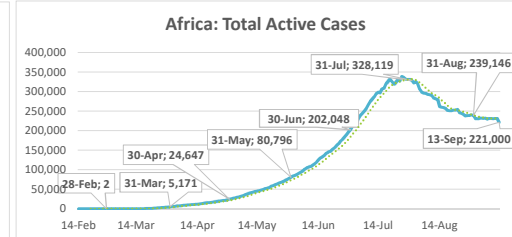
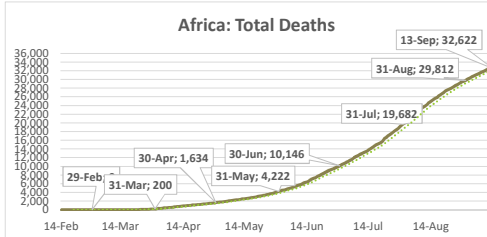
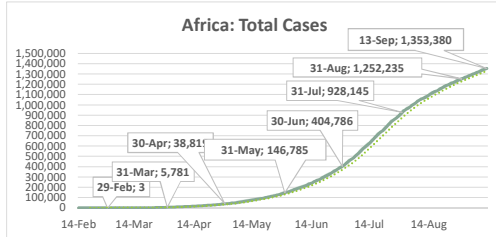
² Tanzania has not released data on Covid-19 since May 08, 2020.

the highest number of confirmed cases per million people; rates ranging from 11,097 in South Africa to 4,214 in São Tomé and Príncipe.

- **In the week under review, a total of 53,734 new cases were reported in Africa, which is 0.9% lower compared to the previous week. These new cases in Africa account for 2.8% of the weekly new cases recorded globally.** The North Africa region accounted for 44.8% of the weekly new cases in Africa, followed by Southern Africa (30.0%), East Africa (15.3%), West Africa (7.7%), and Central Africa (2.2%).
- **As of September 13, 2020, a total of 32,622 deaths had been reported in Africa since the start of the pandemic, of which 51.5% were in Southern Africa, 29.0% in North Africa, 8.5% in East Africa, 7.7% in West Africa and 3.2% in Central Africa.** South Africa, Egypt, Algeria, Morocco and Nigeria are the five countries with the highest reported deaths due to Covid-19. A total of 1,338 new deaths were reported in the week under review, which is a decline of 21.2% compared to the preceding week. As of September 13, 2020, Eritrea and the Seychelles are the only countries in Africa not to have reported any deaths since the onset of the pandemic.
- **The case fatality rate (CFR), deaths per confirmed cases, for Africa stands at 2.4% in the review period, which is lower than the global average of 3.2%.** However, CFR in Africa showed an increase in August, compared with its level of 2.1% in July 2020, mainly reflecting the trend in the Southern Africa region, while the global average CFR is on a continuous decline. Regionally, West Africa has the lowest CFR at 1.5%, followed by Central Africa at 1.9%, East Africa at 2.0% and Southern Africa at 2.3%, while North Africa at 3.5% recorded higher CFR than the African average. Higher than the global average CFRs have been recorded in ten African countries, namely Chad (7.4%), Liberia (6.2%), Sudan (6.2%), Niger (5.8%), Egypt (5.6%), Mali (4.4%), Angola (4.0%), Sierra Leone (3.4%), Burkina Faso (3.3%) and Algeria (3.3%)
- **As of September 13, 2020, the number of recovered cases in Africa reached 1,099,758, which is 81.3% of its total confirmed cases.** Southern Africa (at 87.6%), Central Africa (86.3%) and West Africa (85.3%) have recorded higher recovery rates than the average for Africa, while North Africa (at 75.8%) and East Africa (51.6%) showed relatively lower recovery rates. In the week under review, 63,589 newly recovered cases were reported.
- **As of September 13, 2020, the total number of active cases in Africa stands at 221,000, which is a reduction of 11,193 cases over the previous week.** Africa has continued to see a reduction in active cases in the past five consecutive weeks, as the numbers of recovered cases remain higher than the number of newly recorded cases within the period. In the week under review, active cases declined in all the regions except East Africa.

Summary of COVID-19 tracking in Africa: Situation for the week ending 13 September 2020

	Date of first case	Cases				Deaths				Recovered				Active				Test	
		Total cases	New cases for the week of	New cases for the week of	Weekly change from Previous week	Total deaths	New deaths for the week of	New deaths for the week of	Weekly change from Previous week	Total Recovered	New recovered for the week of	New recovered for the week of	Weekly change from Previous week	Active cases	New active for the week of	New active for the week of	Weekly change from Previous week	Total tests	Tests Per million People
		13 Sept.	06 Sept.	13 Sept.	06 Sept.	13 Sept.	06 Sept.	13 Sept.	06 Sept.	13 Sept.	06 Sept.	13 Sept.	06 Sept.	13 Sept.	06 Sept.	13 Sept.	06 Sept.	13 Sept.	06 Sept.
World	31-Dec	28,902,170	1,897,785	1,782,450	115,335	922,735	40,673	35,677	4,996	19,562,921	1,490,024	1,499,689	-9,665	8,416,514	367,088	247,084	120,004	570,297,159	73,164
Africa	14-Feb	1,353,380	53,734	54,216	-482	32,622	1,338	1,698	-360	1,099,758	63,589	60,025	3,564	221,000	-11,193	-7,507	-3,686	13,169,427	9,837
Central Africa	6-Mar	54,957	1,174	1,459	-285	1,045	10	14	-4	47,439	3,237	1,973	1,264	6,473	-2,073	-528	-1,545	565,934	3,863
East Africa	13-Mar	136,663	8,227	10,075	-1,848	2,784	141	173	-32	70,454	6,703	5,423	1,280	63,425	1,383	4,479	-3,096	2,699,232	7,189
North Africa	14-Feb	272,641	24,088	20,157	3,931	9,468	483	507	-24	206,725	30,096	17,774	12,322	56,448	-6,491	1,876	-8,367	3,238,587	15,688
Southern Africa	5-Mar	720,520	16,106	18,202	-2,096	16,807	651	925	-274	631,251	18,886	28,789	-9,903	72,462	-3,431	-11,512	8,081	4,924,070	23,098
West Africa	28-Feb	168,599	4,139	4,323	-184	2,518	53	79	-26	143,889	4,667	6,066	-1,399	22,192	-581	-1,822	1,241	1,741,604	4,385



.....: 7-day moving average

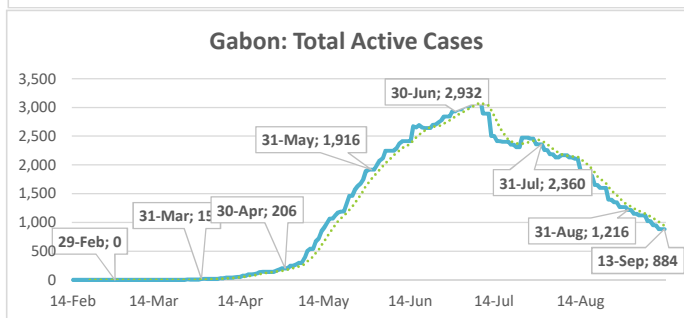
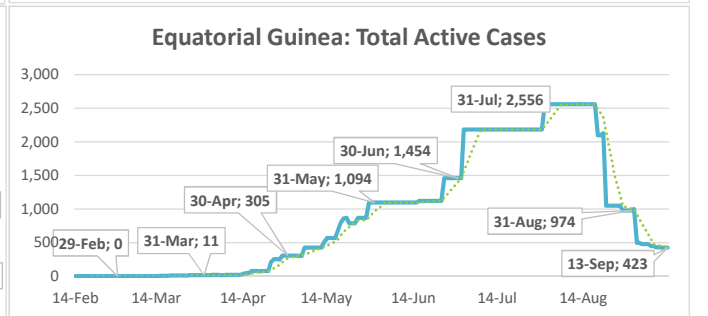
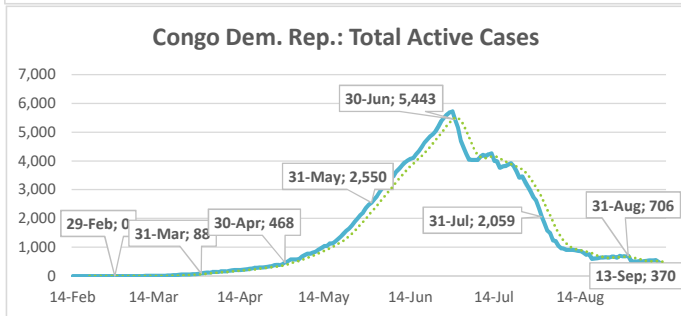
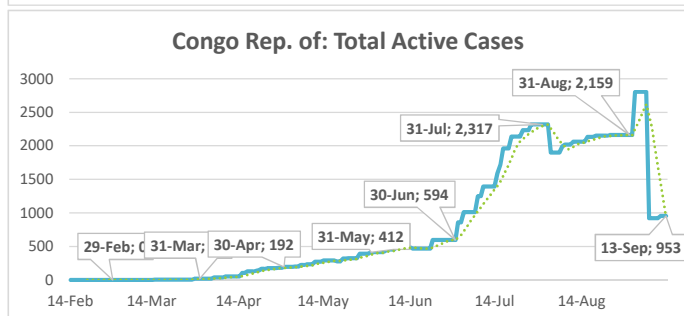
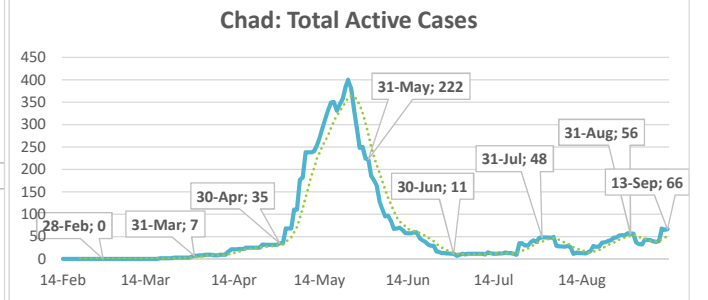
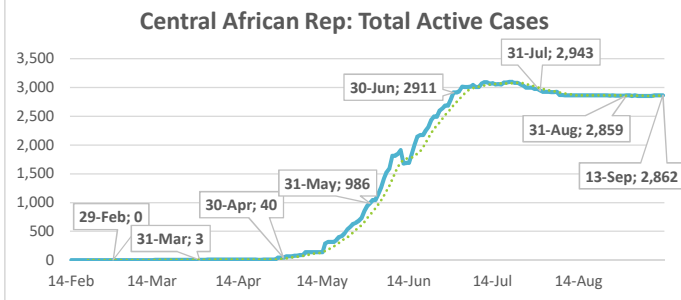
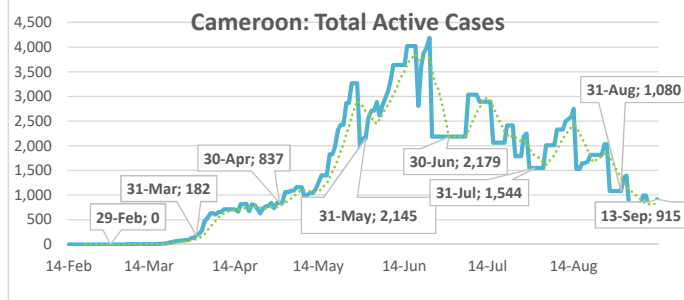
Central Africa

Highlights of the Covid-19 Situation in Central Africa as of September 13, 2020

- **As of Sunday, September 13, 2020, the number of total cases in the Central Africa region reached 54,957.** The region reported 1,174 new cases in the review week, which is a 19.5% decline compared to the new cases reported in the preceding week. The total number of deaths reported reached 1,045, recording 10 new deaths in the review week. The number of total recovered cases reached 47,439, of which 3,237 were newly recovered cases during the review week. The total number of active cases stands at 6,473 which is a decline of 2,073 cases in the review week.
- **Cameroon accounted for 36.7% of the total cases and 48.0% of the new cases in the region during the week under review.** Chad has the lowest number of total cases in the region at 1,084.
- **The average case fatality rate (CFR) for the region stands at 1.9%. The highest CFR in the region was reported in Chad at 7.4% and the lowest in Gabon at 0.6%.**

Summary of COVID-19 tracking in Central Africa: Situation for the week ending 13 September 2020

	Date of first case	Cases				Deaths				Recovered				Active				Test	
		Total cases	New cases for the week of	New cases for the week of	Weekly change	Total deaths	New deaths for the week of	New deaths for the week of	Weekly change from Previous week	Total Recovered	New recovered for the week of	New recovered for the week of	Weekly change from Previous week	Active cases	New active for the week of	New active for the week of	Weekly change from Previous week	Total tests	Tests Per million People
			13 Sept.	06 Sept.			13 Sept.	06 Sept.			13 Sept.	06 Sept.			13 Sept.	06 Sept.			
Central Africa	6-Mar	54,957	1,174	1,459	-285	1,045	10	14	-4	47,439	3,237	1,973	1,264	6,473	-2,073	-528	-1,545	565,934	3,863
Cameroon	6-Mar	20,167	563	462	101	415	0	4	-4	18,837	389	797	-408	915	174	-339	513	232,696	8,766
Central African Rep.	15-Mar	4,749	20	29	-9	62	0	1	-1	1,825	7	34	-27	2,862	13	-6	19	31,459	6,514
Chad	19-Mar	1,084	45	27	18	80	1	2	-1	938	20	40	-20	66	24	-15	39	22,033	1,341
Congo Rep. of	15-Mar	4,928	300	649	-349	88	5	5	0	3,887	2,145	0	2,145	953	-1,850	644	-2,494	31,289	5,670
Congo Dem. Rep.	10-Mar	10,390	180	165	15	264	4	2	2	9,756	317	336	-19	370	-141	-173	32	57,059	637
Equatorial Guinea	14-Mar	4,996	24	31	-7	83	0	0	0	4,490	77	529	-452	423	-53	-498	445	55,783	39,760
Gabon	12-Mar	8,643	42	96	-54	53	0	0	0	7,706	282	237	45	884	-240	-141	-99	135,615	60,930



.....: 7-day moving average

East Africa

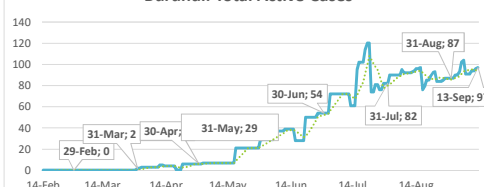
Highlights of the Covid-19 Situation in East Africa as of September 13, 2020

- **As of Sunday, September 13, 2020, the number of total cases in the East Africa region reached 136,663.** The region reported 8,227 new cases in the review week, which is 18.3% lower compared to the number of new cases reported in the preceding week. The total number of deaths reported reached 2,784, recording 141 new deaths in the review week. The number of total recovered cases reached 70,454, of which 6,703 were newly recovered cases during the review week. The total number of active cases stands at 63,425, which is an increase of 1,383 cases in the review week.
- **Ethiopia accounted for 47.1% of the total cases and 68.4% of the new cases in the region during the week under review.** Seychelles has the lowest number of total cases in the region at 139.
- **The average case fatality rate (CFR) for the region stands at 2.0%. The highest CFR in the region was reported in Sudan at 6.2% and the lowest in Eritrea and Seychelles, where no deaths have been reported to date.**

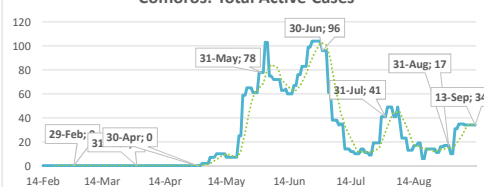
Summary of COVID-19 tracking in East Africa: Situation for the week ending 13 September 2020

	Date of first case	Cases				Deaths				Recovered				Active				Test	
		Total cases	New cases for the week of	New cases for the week of	Weekly change	Total deaths	New deaths for the week of	New deaths for the week of	Weekly change from Previous week	Total Recovered	New recovered for the week of	New recovered for the week of	Weekly change from Previous week	Active cases	New active for the week of	New active for the week of	Weekly change from Previous week	Total tests	Tests Per million People
		13 Sept.	06 Sept.	13 Sept.	06 Sept.	13 Sept.	06 Sept.	13 Sept.	06 Sept.	13 Sept.	06 Sept.	13 Sept.	06 Sept.	13 Sept.	06 Sept.	13 Sept.	06 Sept.	13 Sept.	06 Sept.
East Africa	13-Mar	136,663	8,227	10,075	-1,848	2,784	141	173	-32	70,454	6,703	5,423	1,280	63,425	1,383	4,479	-3,096	2,699,232	7,189
Burundi	31-Mar	472	10	17	-7	1	0	0	0	374	17	0	17	97	-7	17	-24	27,836	2,341
Comoros	2-May	456	4	29	-25	7	0	0	0	415	5	11	-6	34	-1	18	-19	2,342	2,693
Djibouti	18-Mar	5,395	7	3	-4	61	0	1	-1	5,330	3	8	-5	4	4	-6	-10	71,757	72,629
Eritrea	21-Mar	361	31	12	-19	0	0	0	0	304	9	11	-2	57	22	1	21	9,870	2,783
Ethiopia	13-Mar	64,301	5,629	7,550	-1,921	1,013	95	125	-30	24,983	3,676	2,925	751	38,305	1,858	4,500	-2,642	1,138,012	9,899
Kenya	13-Mar	36,157	1,054	1,046	-8	622	25	23	-2	23,067	1,837	1,542	295	12,468	-808	-519	-289	481,982	8,964
Rwanda	14-Mar	4,591	217	354	-137	22	3	3	0	2,556	321	317	4	2,013	-107	34	-141	462,896	35,739
Seychelles	15-Mar	139	3	0	-3	0	0	0	0	136	9	0	9	3	-6	0	-6	5,200	52,874
Somalia	16-Mar	3,389	27	52	-25	98	1	-1	-2	2,803	107	215	-108	488	-81	-162	81	19,205	1,208
South Sudan	5-Apr	2,578	34	25	-9	49	1	1	0	1,290	0	0	0	1,239	33	24	-9	17,627	1,575
Sudan	13-Mar	13,516	79	248	-169	835	2	10	-8	6,757	27	118	-91	5,924	50	120	-70	35,411	808
Tanzania	16-Mar	509	21	183	305	3,880	65
Uganda	21-Mar	4,799	1,132	739	-393	55	14	11	3	2,256	692	276	416	2,488	426	452	-26	423,214	9,252

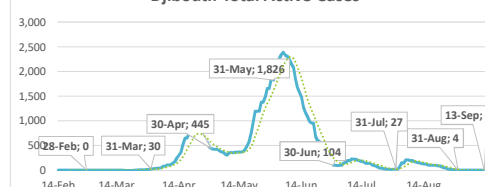
Burundi: Total Active Cases



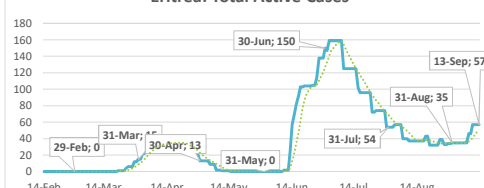
Comoros: Total Active Cases



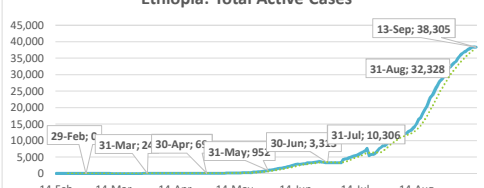
Djibouti: Total Active Cases



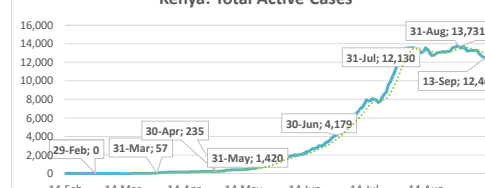
Eritrea: Total Active Cases



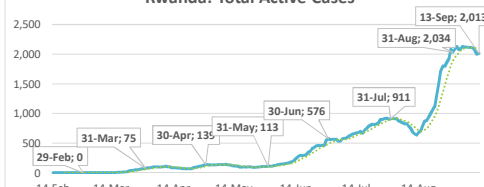
Ethiopia: Total Active Cases



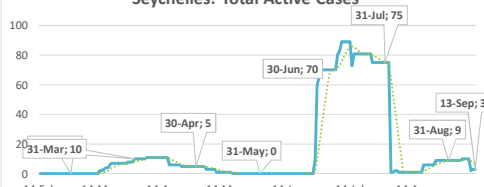
Kenya: Total Active Cases



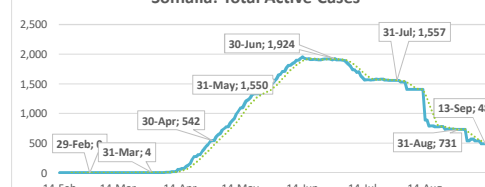
Rwanda: Total Active Cases



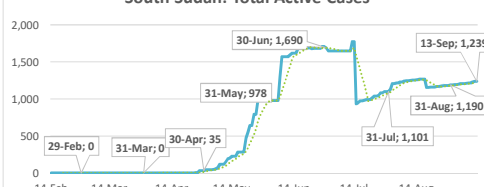
Seychelles: Total Active Cases



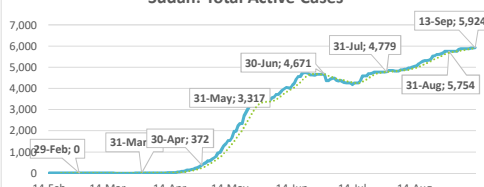
Somalia: Total Active Cases



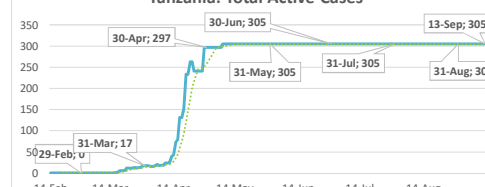
South Sudan: Total Active Cases



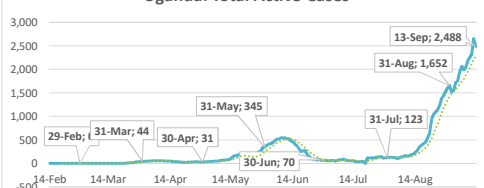
Sudan: Total Active Cases



Tanzania: Total Active Cases



Uganda: Total Active Cases



.....: 7-day moving average

North Africa

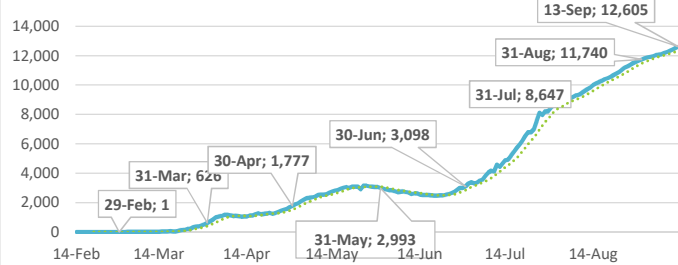
Highlights of the Covid-19 Situation in North Africa as of September 13, 2020

- **As of Sunday, September 13, 2020, the number of total cases in the North Africa region reached 272,641.** The region reported 24,088 new cases in the review week, which is 19.5% higher compared to the new cases reported in the preceding week. The total number of deaths reported reached 9,468, recording 483 new deaths in the review week. The number of total recovered cases reached 206,725, of which 30,096 were newly recovered cases during the review week. The total number of active cases stands at 56,448 which is a decline of 6,491 cases in the review week.
- **Egypt accounted for 37.0% of the total cases, while Morocco accounted for 59.3% of the new cases in the region during the week under review.** Tunisia has the lowest number of total cases in the region at 6,635.
- **The average case fatality rate (CFR) for the region stands at 3.5%. The highest CFR in the region was reported in Egypt at 5.6% and the lowest in Libya and Tunisia at 1.6%.**

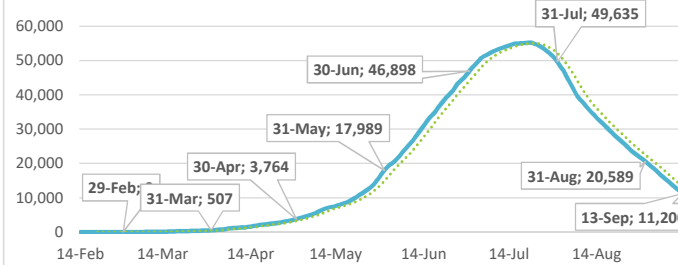
Summary of COVID-19 tracking in North Africa: Situation for the week ending 13 September 2020

	Date of first case	Cases				Deaths				Recovered				Active				Test	
		Total cases	New cases for the week of	New cases for the week of	Weekly change	Total deaths	New deaths for the week of	New deaths for the week of	Weekly change from Previous week	Total Recovered	New recovered for the week of	New recovered for the week of	Weekly change from Previous week	Active cases	New active for the week of	New active for the week of	Weekly change from Previous week	Total tests	Tests Per million People
			13 Sept.	06 Sept.			13 Sept.	06 Sept.			13 Sept.	06 Sept.			13 Sept.	06 Sept.			
North Africa	14-Feb	272,641	24,088	20,157	3,931	9,468	483	507	-24	206,725	30,096	17,774	12,322	56,448	-6,491	1,876	-8,367	3,238,587	15,688
Algeria	26-Feb	48,254	1,890	2,218	-328	1,612	56	55	1	34,037	1,292	1,767	-475	12,605	542	396	146	133,757	3,050
Egypt	14-Feb	101,009	1,146	1,136	10	5,648	118	131	-13	84,161	6,053	5,988	65	11,200	-5,025	-4,983	-42	469,238	4,585
Libya	25-Mar	22,781	5,032	4,326	706	362	77	53	24	12,183	10,102	671	9,431	10,236	-5,147	3,602	-8,749	157,481	22,919
Mauritania	14-Mar	7,276	134	126	8	161	1	1	0	6,825	156	239	-83	290	-23	-114	91	76,256	16,400
Morocco	5-Mar	86,686	14,292	10,995	3,297	1,578	217	250	-33	67,528	12,254	8,919	3,335	17,580	1,821	1,826	-5	2,230,069	60,418
Tunisia	5-Mar	6,635	1,594	1,356	238	107	14	17	-3	1,991	239	190	49	4,537	1,341	1,149	192	171,786	14,535

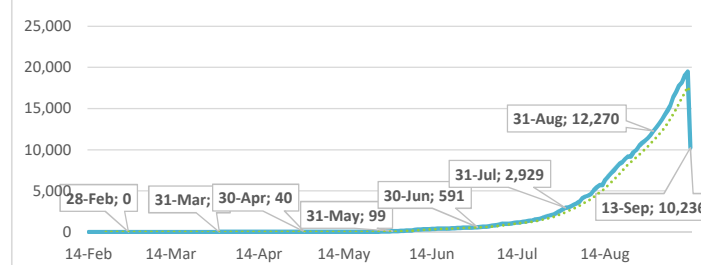
Algeria: Total Active Cases



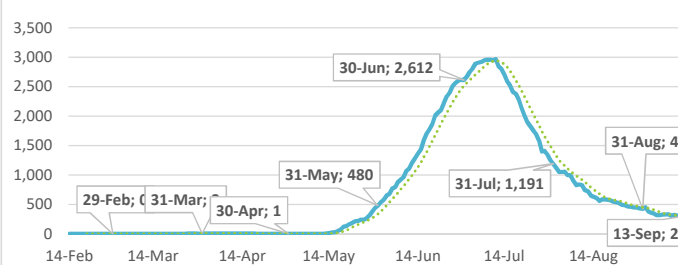
Egypt: Total Active Cases



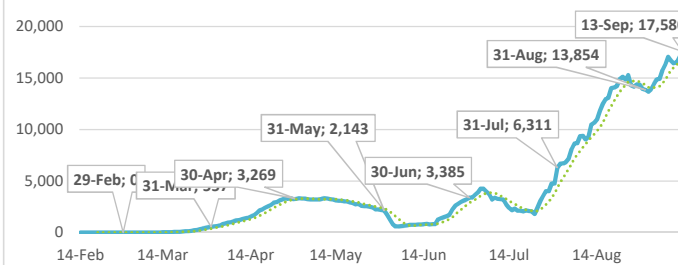
Libya: Total Active Cases



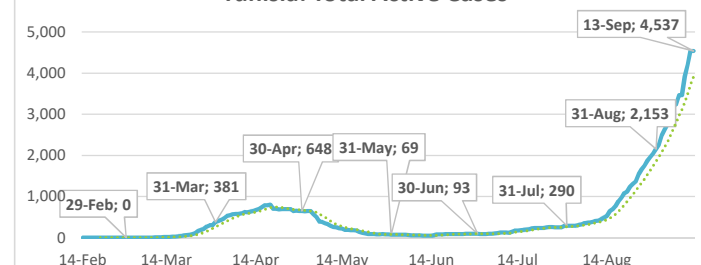
Mauritania: Total Active Cases



Morocco: Total Active Cases



Tunisia: Total Active Cases



.....: 7-day moving average

Southern Africa

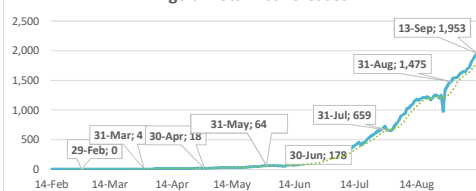
Highlights of the Covid-19 Situation in Southern Africa as of September 13, 2020

- **As of Sunday, September 13, 2020, the number of total cases in the Southern Africa region reached 720,520.** The region reported 16,106 new cases in the review week, which is 11.5% lower compared to the new cases reported in the preceding week. The total number of deaths reported reached 16,807, recording 651 new deaths in the review week. The number of total recovered cases reached 631,251, of which 18,886 were newly recovered cases during the review week. The total number of active cases stands at 72,462, which is a decline of 3,431 cases in the review week.
- **South Africa accounted for 90.2% of the total cases and 70.0% of the new cases in the region during the week under review.** Mauritius has the lowest number of total cases in the region at 361.
- **The average case fatality rate (CFR) for the region stands at 2.3%. The highest CFR in the region was reported in Angola at 4.0% and the lowest in Botswana at 0.4%.**

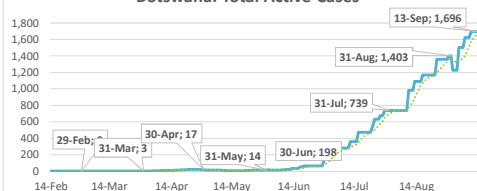
Summary of COVID-19 tracking in Southern Africa: Situation for the week ending 13 September 2020

	Date of first case	Cases				Deaths				Recovered				Active				Test	
		Total cases	New cases for the week of	New cases for the week of	Weekly change	Total deaths	New deaths for the week of	New deaths for the week of	Weekly change from Previous week	Total Recovered	New recovered for the week of	New recovered for the week of	Weekly change from Previous week	Active cases	New active for the week of	New active for the week of	Weekly change from Previous week	Total tests	Tests Per million People
		13 Sept.	06 Sept.	13 Sept.	06 Sept.	13 Sept.	06 Sept.	13 Sept.	06 Sept.	13 Sept.	06 Sept.	13 Sept.	06 Sept.	13 Sept.	06 Sept.	13 Sept.	06 Sept.	13 Sept.	06 Sept.
Southern Africa	5-Mar	720,520	16,106	18,202	-2,096	16,807	651	925	-274	631,251	18,886	28,789	-9,903	72,462	-3,431	-11,512	8,081	4,924,070	23,098
Angola	27-Mar	3,388	423	341	82	134	17	10	7	1,301	103	135	-32	1,953	303	196	107	67,623	2,058
Botswana	16-Mar	2,252	250	369	-119	10	2	2	0	546	53	269	-216	1,696	195	98	97	138,290	58,806
Eswatini	14-Mar	5,075	222	292	-70	98	4	3	1	4,229	278	473	-195	748	-60	-184	124	40,772	35,143
Lesotho	13-May	1,245	97	63	34	33	2	0	2	528	0	0	0	684	95	63	32	17,040	7,954
Madagascar	20-Mar	15,757	438	476	-38	211	11	9	2	14,368	229	337	-108	1,178	198	130	68	70,972	2,563
Malawi	2-Apr	5,690	76	78	-2	177	2	1	1	3,731	180	404	-224	1,782	-106	-327	221	48,556	2,538
Mauritius	18-Mar	361	5	1	4	10	0	0	0	335	0	0	0	16	5	1	4	227,409	178,813
Mozambique	27-Mar	5,269	825	623	202	35	8	4	4	2,960	345	515	-170	2,274	472	104	368	114,333	3,658
Namibia	14-Mar	9,719	1,034	1,320	-286	101	12	17	-5	6,543	2,757	857	1,900	3,075	-1,735	446	-2,181	80,352	31,623
São Tomé & Príncipe	6-Apr	906	8	2	6	15	0	0	0	866	7	8	-1	25	1	-6	7	6,026	27,496
South Africa	5-Mar	649,793	11,276	13,461	-2,185	15,447	558	861	-303	577,906	14,015	25,287	-11,272	56,440	-3,297	-12,687	9,390	3,918,478	66,069
Zambia	18-Mar	13,535	763	751	12	312	17	8	9	12,260	586	220	366	967	160	523	-369	131,034	7,128
Zimbabwe	25-Mar	7,526	689	425	264	224	18	10	8	5,678	333	284	49	1,624	338	131	207	63,185	4,251

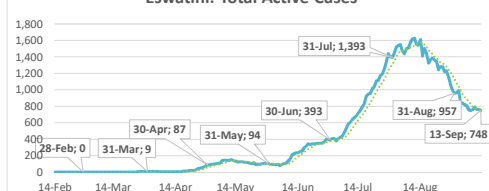
Angola: Total Active Cases



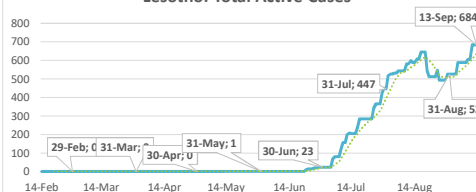
Botswana: Total Active Cases



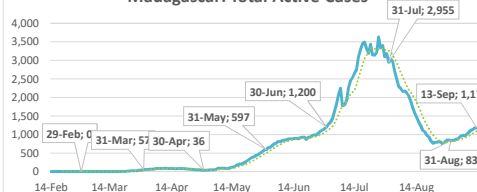
Eswatini: Total Active Cases



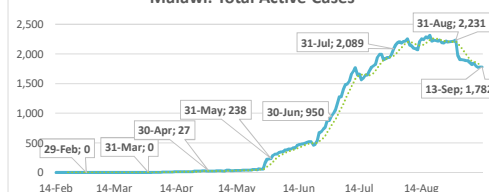
Lesotho: Total Active Cases



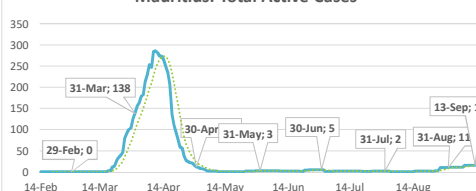
Madagascar: Total Active Cases



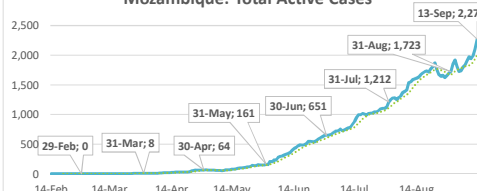
Malawi: Total Active Cases



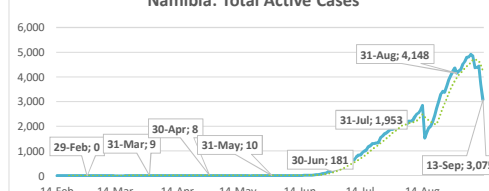
Mauritius: Total Active Cases



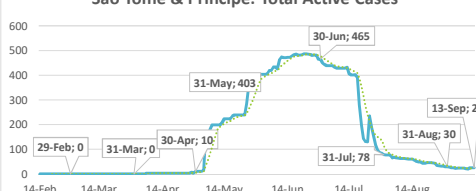
Mozambique: Total Active Cases



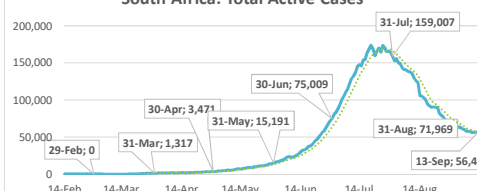
Namibia: Total Active Cases



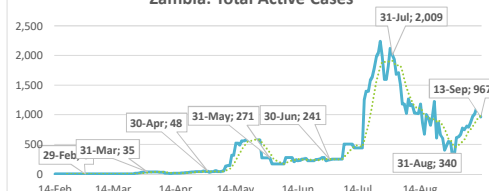
São Tomé & Príncipe: Total Active Cases



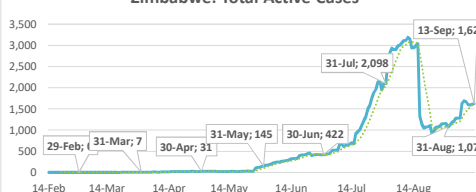
South Africa: Total Active Cases



Zambia: Total Active Cases



Zimbabwe: Total Active Cases



..... 7-day moving average

West Africa

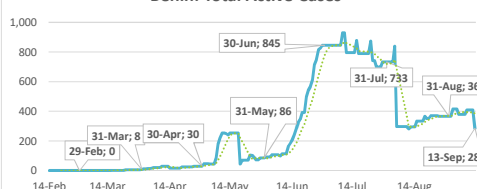
Highlights of the Covid-19 Situation in West Africa as of September 13, 2020

- **As of Sunday, September 13, 2020, the number of total cases in the West Africa region reached 168,599.** The region reported 4,139 new cases in the review week, which is 4.3% lower compared to the new cases reported in the preceding week. The total number of deaths reported reached 2,518, recording 53 new deaths in the review week. The number of total recovered cases reached 143,889, of which 4,667 were newly recovered cases during the review week. The total number of active cases stands at 22,192, which is a decline of 581 cases in the review week.
- **Nigeria accounted for 33.4% of the total cases and 30.2% of the new cases in the region during the week under review.** Niger has the lowest number of total cases in the region at 1,180.
- **The average case fatality rate (CFR) for the region stands at 1.5%. The highest CFRs in the region are reported in Liberia at 6.2% and the lowest in Guinea, Ghana, and Côte d'Ivoire at 0.6%.**

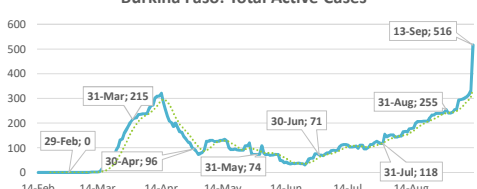
Summary of COVID-19 tracking in West Africa: Situation for the week ending 13 September 2020

	Date of first case	Cases				Deaths				Recovered				Active				Test	
		Total cases	New cases for the week of	New cases for the week of	Weekly change	Total deaths	New deaths for the week of	New deaths for the week of	Weekly change from Previous week	Total Recovered	New recovered for the week of	New recovered for the week of	Weekly change from Previous week	Active cases	New active for the week of	New active for the week of	Weekly change from Previous week	Total tests	Tests Per million People
		13 Sept.	06 Sept.	13 Sept.	06 Sept.	13 Sept.	06 Sept.	13 Sept.	06 Sept.	13 Sept.	06 Sept.	13 Sept.	06 Sept.	13 Sept.	06 Sept.	13 Sept.	06 Sept.	13 Sept.	06 Sept.
West Africa	28-Feb	168,599	4,139	4,323	-184	2,518	53	79	-26	143,889	4,667	6,066	-1,399	22,192	-581	-1,822	1,241	1,741,604	4,385
Benin	16-Mar	2,267	54	68	-14	40	0	0	0	1,942	149	55	94	285	-95	13	-108	158,881	13,106
Burkina Faso	9-Mar	1,707	255	95	160	56	1	0	-1	1,135	32	45	-13	516	222	50	172	39,024	1,867
Cabo Verde	20-Mar	4,813	483	478	-5	44	2	2	0	4,119	491	761	-270	650	-10	-285	275	76,576	137,730
Côte d'Ivoire	11-Mar	19,013	425	640	-215	120	1	4	-3	18,112	640	919	-279	781	-216	-283	67	142,248	5,393
Gambia, The	18-Mar	3,405	208	234	-26	103	4	3	-1	1,723	408	283	125	1,579	-204	-52	-152	14,410	5,963
Ghana	12-Mar	45,434	657	572	85	286	3	7	-4	44,342	649	916	-267	806	-5	-351	356	450,872	14,510
Guinea	13-Mar	10,045	247	427	-180	63	2	2	0	9,292	364	541	-177	690	-119	-116	-3	80,576	6,135
Guinea-Bissau	27-Mar	2,275	30	40	-10	39	1	4	-3	1,127	0	0	0	1,109	29	36	-7	11,753	5,972
Liberia	16-Mar	1,319	12	3	9	82	0	0	0	1,210	28	310	-282	27	-16	-307	291	12,586	2,488
Mali	25-Mar	2,924	82	69	13	128	1	1	0	2,285	47	69	-22	511	34	-1	35	44,439	2,194
Niger	20-Mar	1,180	3	2	1	69	0	0	0	1,104	13	6	7	7	-10	-4	-6	11,644	481
Nigeria	28-Feb	56,256	1,251	1,140	111	1,082	25	44	-19	44,152	1,139	1,500	-361	11,022	87	-404	491	440,248	2,136
Senegal	2-Mar	14,280	293	431	-138	297	7	6	-1	10,520	598	534	64	3,463	-312	-109	-203	158,751	9,481
Sierra Leone	31-Mar	2,109	55	32	23	72	1	1	0	1,636	25	17	8	401	29	14	15	22,384	2,806
Togo	6-Mar	1,572	84	92	-8	37	5	5	0	1,190	84	110	-26	345	-5	-23	18	77,212	9,327

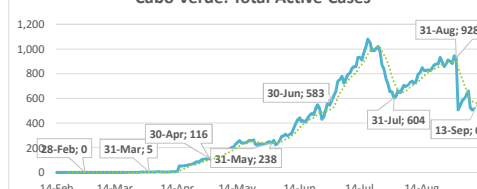
Benin: Total Active Cases



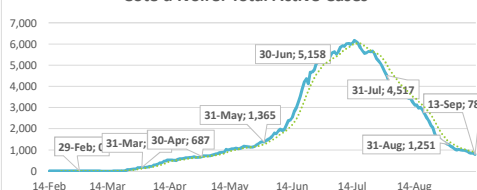
Burkina Faso: Total Active Cases



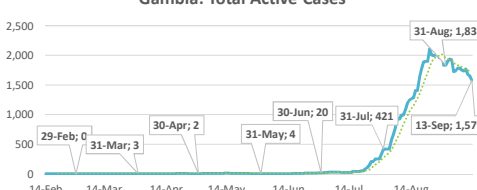
Cabo Verde: Total Active Cases



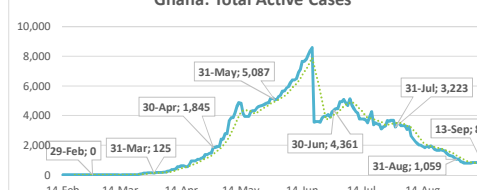
Côte d'Ivoire: Total Active Cases



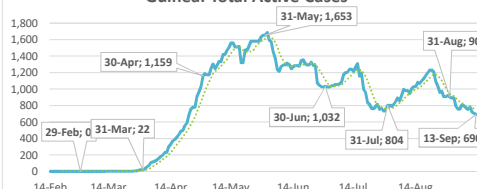
Gambia: Total Active Cases



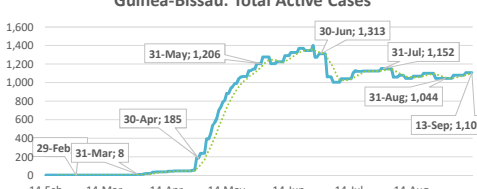
Ghana: Total Active Cases



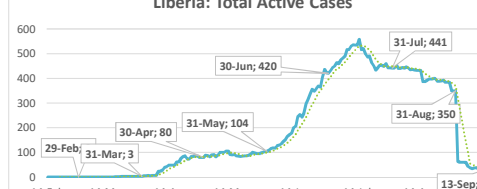
Guinea: Total Active Cases



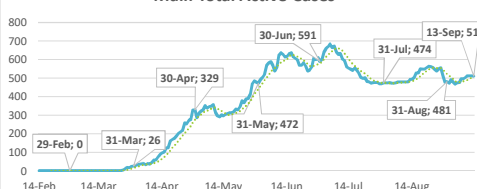
Guinea-Bissau: Total Active Cases



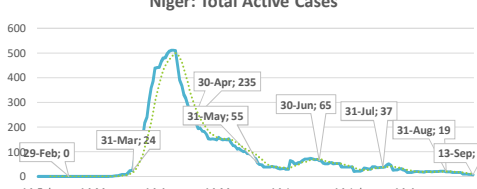
Liberia: Total Active Cases



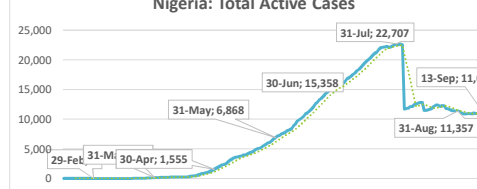
Mali: Total Active Cases



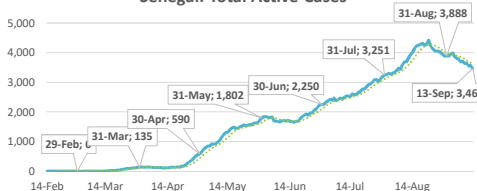
Niger: Total Active Cases



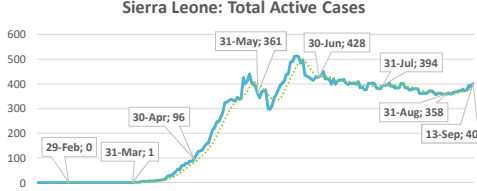
Nigeria: Total Active Cases



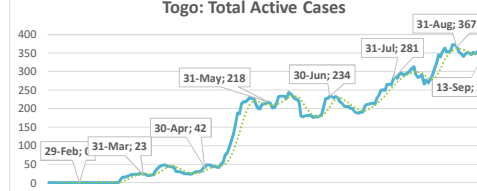
Senegal: Total Active Cases



Sierra Leone: Total Active Cases



Togo: Total Active Cases



.....: 7-day moving average