



AFRICAN DEVELOPMENT BANK GROUP

**Weekly Trends of Selected Commodity Prices and
Exchange Rates of African and Major Global Currencies¹:**

The situation as of Friday, October 28, 2022

Statistics Department (ECST)

¹ This briefing note has been prepared by Roza Mamuye Bora, Principal Statistician; Anouar Chaouch, Senior Statistician; and Robert Maate, Chief Statistician under the supervision of Louis Kouakou, Acting Director ECST.

Contents

	Page
Highlights	1
Data Annexes: Weekly Price Movements of Selected Commodities	2
Data Annexes: Weekly Price Movements of Selected Commodities Since 1 st August 2022	3
Data Annexes: Weekly Rates Movements of Selected Exchange Rates	4

Weekly Trends in Selected Commodity Prices and Exchange Rates of African and Major Global Currencies — Week Ending October 28, 2022

Summary

International prices for commodities such as metals, agricultural and fuel products remain volatile due to global climatic, socio-economic, and political developments. In the week ending October 28, 2022, prices of selected agricultural products, most fertilizers and metal products recorded declines on a weekly basis. World prices of fuel products increased during the week under review. Prices of fuel, some agricultural products and fertilizers continued to be higher than their levels in the same period of 2021. Prices of all selected metals, most agricultural commodities and fertilizers were lower compared to their February 24, 2022, levels; by contrast, energy prices remained higher in the same period.

Energy

In the week ending October 28, 2022, the international prices of natural gas, WTI crude oil and Brent crude oil increased by 3.87%, 3.35% and 2.43% respectively, compared to the preceding week. Compared to the same period of 2021, the prices of Brent crude oil and WTI crude oil also went up by 25.96% and 21.78% to reach USD 95.77 and USD 87.90 per barrel respectively. Natural gas continued to witness a price rise by 32.87% reaching USD 5.68 per million btu¹ in the same period. In contrast to their levels on February 24, 2022, the prices of natural gas, Brent crude oil, WTI crude were higher by 13.66%, 11.05% and 7.62% respectively in the review week.

Metals

International prices of most selected metals marginally declined during the week ending October 28, 2022, compared to the previous week: copper by 0.97%, silver by 0.83%, gold by 0.77%. By contrast, there was a rise in prices for platinum by 1.41% and nickel by 0.84%. Compared to February 24, 2022, the prices of all selected metals declined: the highest price drop was for copper at 23.46% followed by silver at 22.04%, gold (14.50%), platinum (10.91%) and nickel (10.45%). On an annual basis, the prices of copper, silver, platinum and gold decreased by 23.21%, 20.07%, 9.70% and 7.62% respectively, while the price of nickel rose by 11.06% over the same period.

Agricultural Commodities

In the week ending October 21, 2022, the international prices of selected agricultural commodities declined, with coffee arabica recording the highest fall by 11.05%, followed by cotton with 8.87% drop, sugar (4.35%), wheat HRW (2.45%), rice (1.44%), corn CBT (0.51%) and cocoa (0.17), compared to the previous week. On an annual basis, the prices of agricultural commodities including corn CBT, wheat HRW and rice recorded increases of 27.90%, 22.39% and 18.83% respectively. In contrast, the prices of cotton, coffee arabica, cocoa and sugar declined by 19.04%, 16.48%, 9.90% and 3.09% respectively, during the same period. Compared to their levels on February 24, 2022, selected agricultural commodities including coffee arabica, cotton, cocoa, sugar, wheat HRW and corn CBT recorded lower prices on October 28, 2022. However, during the same period, prices were higher for rice by 6.65%.

¹ Btu refers to British thermal units.

Fertilizers

As of October 28, 2022, the global prices of phosphoric rock and DAP were higher than in the same period of 2021 by 110.17% and 5.19% respectively, while the price of TSP declined by 26.43%. Compared to the previous week, the world price of phosphoric rock dropped by 3.13% and DAP by 2.07% while TSP remained unchanged. Compared to February 24, 2022, price of phosphoric rock rose by 79.71%, while TSP and DAP prices declined by 29.69% and 12.88% respectively, as of October 28, 2022.

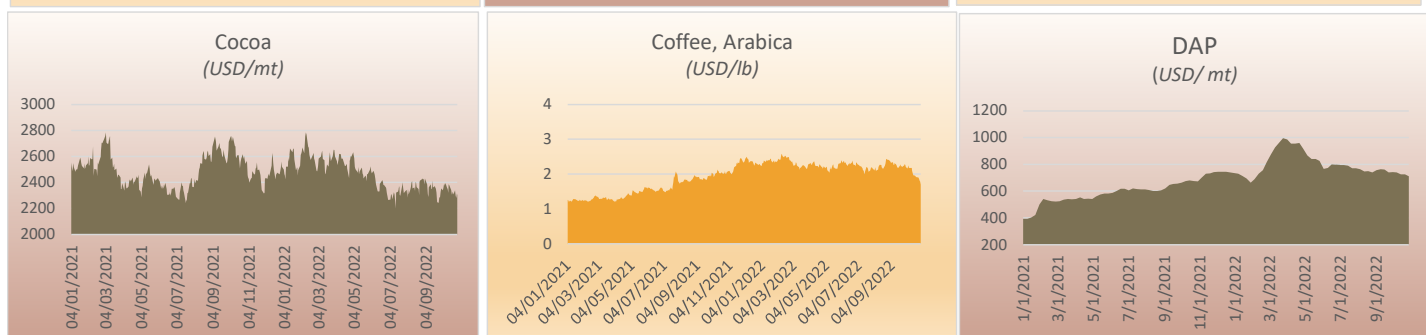
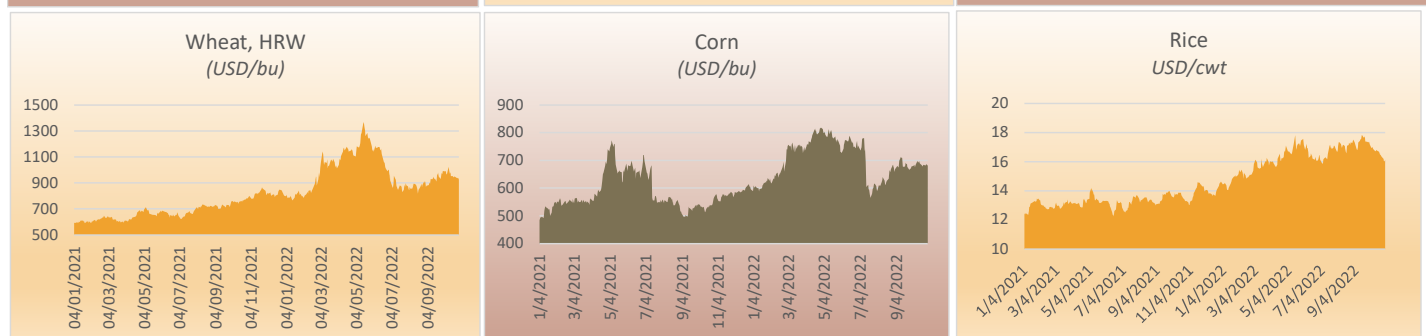
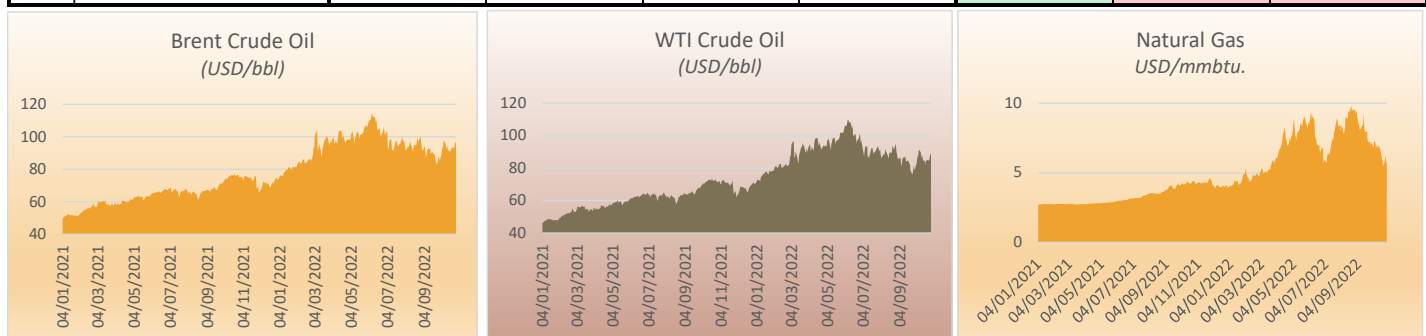
Exchange Rates

Major Currencies: During the week ending October 28, 2022, three major global currencies—specifically the British Pound (GBP), Euro (EUR) and Russian Ruble (RUB)—appreciated at varying rates against the US dollar (USD) on a weekly basis. The rates of appreciation were 2.84% (GBP), 0.99% (EUR) and 0.41% (RUB). In contrast the Chinese Yuan and Japanese Yen depreciated against the US dollar (USD) by 0.65% and 0.33% respectively during the week under review. On a year-on-year basis, all the reviewed currencies except the RUB depreciated against the USD at varying rates, precisely by 29.94% (JPY), 19.06% (GBP), 17.08% (EUR), and 13.87% (CNY). The Russian Ruble appreciated by 13.76% against the USD on a year-on-year basis. Compared to their rates on February 24, 2022, the Russian Ruble (RUB) appreciated by 29.66% against the USD, while the other four major currencies depreciated by varying magnitudes, with the Japanese Yen (JPY) registering the highest drop at 28.07%.

Currencies of African Countries: During the week ending October 28, 2022, exchange rates for African currencies fluctuated against the USD by varying degrees. Of the 37 African currencies with updated exchange rate movements, 14 currencies recorded appreciations, 2 remained constant while the rest depreciated against the USD on a weekly basis. The highest weekly currency appreciation was recorded for the Libyan Dinar (LYD) at 1.24%, while the uppermost depreciation was recorded for Egyptian Pound (EGP) at 17.99%. On a year-on-year basis, eight African countries recorded appreciation in their currencies against the USD, while the rest recorded depreciations. These eight currencies recorded annual appreciations ranging between 19.68% for Angola's New Kwanza (AOA) and 0.07% for the Djibouti Franc (DJF). During the week under review, 23 African currencies depreciated by more than 5.0% on an annual basis with the two steepest declines recorded by the currencies of Zimbabwe (ZWD) at 572.46% and Ghana's New Cedi (GHS) at 130.55%.

Weekly Highlights on Price Movements of Selected Commodities - Week ending October 28, 2022

Commodity	Units	Prices				% change		
		Value at end of (28/10/2022)	Value at end of (21/10/2022)	Benchmark (02/24/2022)	Value at end of (28/10/2021)	Weekly	Benchmark (02/24/2022)	Annual
Energy								
Brent Crude Oil	USD/bbl.	95.77	93.50	86.24	76.03	2.43	11.05	25.96
WTI Crude Oil	USD/bbl.	87.90	85.05	81.68	72.18	3.35	7.62	21.78
Natural Gas	USD/mmbtu.	5.68	5.47	5.00	4.28	3.87	13.66	32.87
Metals								
Gold	USD/t.oz	1,644.86	1,657.69	1,923.74	1,780.47	-0.77	-14.50	-7.62
Silver	USD/t.oz	19.26	19.42	24.70	24.10	-0.83	-22.04	-20.07
Platinum	USD/t.oz	947.97	934.83	1,064.05	1,049.85	1.41	-10.91	-9.70
Copper	USD/mt	7,550.00	7,624.00	9,864.00	9,831.50	-0.97	-23.46	-23.21
Nickel	USD/mt	22,134.00	21,949.00	24,716.00	19,930.00	0.84	-10.45	11.06
Agriculture								
Wheat, HRW	USD/bu.	925.00	948.25	946.75	755.75	-2.45	-2.30	22.39
Corn, CBT	USD/bu.	680.75	684.25	695.00	532.25	-0.51	-2.05	27.90
Cocoa	USD/mt	2,302.00	2,306.00	2,578.00	2,555.00	-0.17	-10.71	-9.90
Coffee, Arabica	USD/lb	1.70	1.91	2.39	2.03	-11.05	-29.06	-16.48
Rice	USD/cwt	16.13	16.36	15.12	13.57	-1.44	6.65	18.83
Sugar	USD/lb	17.58	18.38	18.16	18.14	-4.35	-3.19	-3.09
Cotton	USD/lb	72.11	79.13	101.27	89.07	-8.87	-28.79	-19.04
Fertilizers								
DAP	USD/mt	710.00	725.00	815.00	675.00	-2.07	-12.88	5.19
TSP	USD/mt	515.00	515.00	732.50	700.00	0.00	-29.69	-26.43
Phosphoric Rock	USD/mt	310.00	320.00	172.50	147.50	-3.13	79.71	110.17



Sources: AFDB Statistics Department and Bloomberg

Notes: bbl = barrel; mmbtu = million British thermal units; t.oz = troy oz; cwt= Hunderweight; bu= Bushel; MT = Metric Ton; lb= Pound

Daily Highlights on Price of Selected Commodities

	Brent Crude Oil	WTI Crude Oil	Natural Gas	Gold	Silver	Platinum	Copper	Nickel	Wheat, HRW	Corn, CBT	Cocoa	Coffee, Arabica	Rice	Sugar	Cotton
	USD/bbl.	USD/bbl.	USD/mmbtu.	USD/t.oz	USD/t.oz	USD/t.oz	USD/mt	USD/mt	USD/bu.	USD/bu.	USD/mt	USD/lb	USD/cwt	USD/lb	USD/lb
1-Aug-22	96.47	90.29	8.43	1,773.08	20.42	909.87	7,819.50	23,575.00	874.00	607.00	2,339.00	213.20	16.66	17.72	94.06
2-Aug-22	97.28	91.33	7.89	1,776.22	20.21	911.38	7,806.50	22,492.00	850.25	591.25	2,340.00	209.90	16.78	17.80	94.81
3-Aug-22	94.06	88.32	8.43	1,759.48	19.97	898.40	7,677.50	22,332.00	843.75	591.50	2,281.00	214.65	17.06	17.89	94.43
4-Aug-22	91.31	85.99	8.29	1,790.57	20.17	932.22	7,727.50	22,210.00	868.00	602.25	2,349.00	219.30	17.33	17.68	94.62
5-Aug-22	91.92	86.39	8.23	1,775.50	19.90	936.26	7,870.50	22,216.00	856.00	610.25	2,305.00	209.45	17.34	18.02	96.13
8-Aug-22	93.90	88.36	7.77	1,787.72	20.64	942.74	7,987.50	21,685.00	855.00	608.50	2,340.00	211.85	17.20	18.05	95.59
9-Aug-22	93.64	88.08	8.02	1,795.30	20.49	935.90	7,983.00	21,561.00	858.25	615.50	2,363.00	212.75	17.00	18.02	99.07
10-Aug-22	95.18	89.68	8.39	1,798.21	20.76	949.39	8,085.50	22,490.00	876.75	621.25	2,398.00	220.45	16.95	18.30	100.94
11-Aug-22	97.15	91.79	9.05	1,788.94	20.34	961.86	8,173.00	23,659.00	892.00	629.25	2,409.00	223.95	17.08	18.51	104.59
12-Aug-22	95.78	90.16	8.93	1,802.40	20.82	965.33	8,091.50	23,036.00	892.50	639.75	2,352.00	226.60	17.16	18.59	108.59
15-Aug-22	93.40	87.90	8.90	1,782.80	20.37	937.03	7,980.00	22,013.00	885.00	626.75	2,360.00	225.50	17.08	18.51	113.59
16-Aug-22	91.06	85.48	9.47	1,776.35	20.17	936.49	7,979.00	22,235.00	873.25	611.00	2,333.00	219.35	16.90	18.25	116.85
17-Aug-22	92.30	86.84	9.40	1,762.55	19.80	926.37	7,924.50	21,885.00	853.00	615.00	2,400.00	217.45	16.67	18.21	113.54
18-Aug-22	94.68	89.08	9.35	1,757.27	19.52	915.59	8,031.50	21,780.00	815.25	619.75	2,402.00	214.70	16.56	17.77	112.70
19-Aug-22	95.14	89.61	9.49	1,747.06	19.05	899.21	8,078.50	22,258.00	847.00	626.00	2,362.00	215.95	17.09	18.04	116.01
22-Aug-22	94.88	89.45	9.81	1,735.19	19.02	879.92	8,027.00	22,343.00	866.00	633.50	2,348.00	224.30	17.13	17.92	114.14
23-Aug-22	98.00	92.53	9.35	1,749.82	19.16	885.70	8,120.00	21,745.00	879.00	660.00	2,300.00	230.65	17.29	17.84	112.23
24-Aug-22	99.11	93.65	9.50	1,749.67	19.05	878.52	8,034.50	21,354.00	893.25	665.75	2,402.00	242.95	17.25	17.96	114.07
25-Aug-22	97.25	91.58	9.56	1,758.23	19.24	886.36	8,129.00	21,677.00	866.25	657.50	2,418.00	243.40	17.16	17.78	114.11
26-Aug-22	97.35	91.55	9.47	1,738.14	18.90	866.96	8,160.50	21,633.00	882.25	668.75	2,414.00	242.00	17.32	18.27	117.68
29-Aug-22	100.94	95.03	9.53	1,738.14	18.81	868.48	912.50	683.75	2,429.00	240.50	17.28	18.28	117.16
30-Aug-22	96.46	90.46	9.24	1,724.21	18.42	849.76	7,864.00	21,369.00	897.75	679.75	2,422.00	239.15	17.43	17.96	112.32
31-Aug-22	94.21	88.31	9.33	1,716.22	18.05	846.33	7,801.50	21,411.00	912.50	673.75	2,427.00	239.10	17.51	17.77	113.21
1-Sep-22	91.32	85.66	9.48	1,695.05	17.78	828.57	7,597.00	20,311.00	868.00	658.25	2,382.00	236.35	17.39	17.82	108.21
2-Sep-22	91.81	85.90	9.00	1,712.19	18.04	839.05	7,633.00	20,529.00	877.75	669.00	2,430.00	232.65	17.38	18.01	103.21
5-Sep-22	94.40	1,712.16	18.15	851.13	7,653.50	21,458.00
6-Sep-22	91.97	86.03	8.37	1,701.56	18.04	851.95	7,683.00	21,574.00	882.00	680.75	2,383.00	233.90	16.85	17.80	103.55
7-Sep-22	87.21	81.25	8.04	1,715.08	18.36	862.34	7,622.50	21,580.00	901.50	676.75	2,308.00	226.90	16.78	17.82	101.62
8-Sep-22	88.25	82.46	8.10	1,706.22	18.46	877.32	7,810.50	21,753.00	893.00	674.50	2,286.00	225.85	16.97	17.72	103.84
9-Sep-22	91.71	85.75	8.18	1,716.83	18.86	884.19	7,856.50	22,994.00	929.25	698.50	2,360.00	231.50	17.32	17.83	104.84
12-Sep-22	92.93	86.86	8.42	1,731.88	19.92	911.09	7,955.50	24,577.00	927.00	712.25	2,386.00	227.75	17.43	17.95	105.71
13-Sep-22	92.22	86.25	8.48	1,705.57	19.44	888.33	7,868.50	24,281.00	933.75	709.00	2,350.00	223.95	17.52	17.98	102.32
14-Sep-22	93.12	87.36	9.31	1,701.36	19.59	911.89	7,803.00	24,217.00	947.00	709.00	2,347.00	217.60	17.55	17.97	102.71
15-Sep-22	89.61	83.90	8.52	1,664.93	19.27	908.44	7,729.50	23,127.00	926.25	677.50	2,412.00	219.15	17.82	17.88	103.29
16-Sep-22	90.05	84.07	7.97	1,675.06	19.59	909.66	7,762.00	24,249.00	935.25	677.25	2,360.00	218.05	17.83	17.56	99.29
19-Sep-22	90.66	84.61	7.97	1,670.82	19.37	922.23	7,753.50	24,594.00	909.75	678.25	2,369.00	224.05	17.64	17.37	96.04
20-Sep-22	89.40	83.28	7.93	1,664.02	19.23	923.21	7,758.00	24,964.00	963.00	692.00	2,355.00	228.10	17.73	17.80	93.33
21-Sep-22	88.80	82.43	7.99	1,665.31	19.42	915.81	7,690.00	24,949.00	967.00	685.50	2,352.00	221.30	17.63	17.81	96.92
22-Sep-22	89.53	83.03	7.38	1,674.11	19.59	907.07	7,680.00	24,562.00	979.50	688.25	2,321.00	223.55	17.39	18.00	96.54
23-Sep-22	85.03	78.25	7.20	1,643.94	18.87	859.64	7,433.00	23,411.00	950.50	676.75	2,247.00	220.45	17.38	17.64	92.54
26-Sep-22	82.86	76.18	7.24	1,631.24	18.61	857.39	7,341.50	22,206.00	929.50	666.25	2,243.00	223.80	17.35	17.62	88.37
27-Sep-22	84.87	77.81	6.99	1,629.54	18.39	850.13	7,353.00	21,858.00	943.25	667.50	2,286.00	224.35	17.32	17.59	88.09
28-Sep-22	88.05	81.24	7.20	1,659.32	18.84	866.31	7,422.00	21,805.00	976.00	670.50	2,282.00	228.70	17.36	17.71	88.49
29-Sep-22	87.18	80.42	7.14	1,658.93	18.71	866.41	7,542.00	22,348.00	966.75	669.50	2,327.00	225.70	17.35	17.77	85.16
30-Sep-22	85.14	78.72	7.07	1,660.61	19.03	864.03	7,560.00	21,107.00	991.50	677.50	2,354.00	221.55	17.17	17.68	85.34
3-Oct-22	88.86	82.70	6.80	1,691.19	20.53	901.99	7,508.00	21,258.00	988.75	680.75	2,337.00	215.75	16.94	17.42	84.20
4-Oct-22	91.80	85.50	7.17	1,723.33	21.03	933.27	7,718.00	22,055.00	988.75	683.00	2,360.00	219.30	16.97	17.91	88.20
5-Oct-22	93.37	86.84	7.24	1,708.58	20.39	913.44	7,679.50	22,588.00	990.25	684.00	2,392.00	224.65	16.97	17.95	83.23
6-Oct-22	94.42	87.59	7.24	1,711.91	20.56	924.19	7,607.50	22,782.00	965.00	675.50	2,373.00	217.70	16.89	18.46	82.90
7-Oct-22	97.92	91.35	7.05	1,694.82	20.13	916.82	7,457.50	22,487.00	968.75	683.25	2,396.00	218.10	16.83	18.68	84.23
10-Oct-22	96.19	89.84	6.78	1,667.93	19.57	898.58	7,578.50	22,412.00	1,024.25	698.25	2,358.00	217.45	16.72	18.61	88.23
11-Oct-22	94.29	87.97	6.93	1,680.70	19.55	902.42	7,596.00	22,079.00	990.75	693.00	2,347.00	217.85	16.72	18.74	88.86
12-Oct-22	92.45	86.06	6.77	1,669.84	18.94	887.11	7,545.00	22,292.00	970.00	693.00	2,318.00	209.75	16.81	18.68	84.92
13-Oct-22	94.57	87.95	7.05	1,665.82	18.86	900.58	7,573.00	22,427.00	982.25	697.75	2,385.00	202.15	16.76	18.81	84.79
14-Oct-22	91.63	84.65	6.83	1,644.47	18.28	903.06	7,538.50	21,777.00	952.25	689.75	2,377.00	196.70	16.74	18.84	83.15
17-Oct-22	91.62	84.53	6.48	1,657.47	18.74	915.19	7,562.50	21,541.00	952.00	683.50	2,340.00	195.55	16.67	18.77	83.09
18-Oct-22	90.03	82.07	6.24	1,650.33	18.67	908.97	7,421.00	21,876.00	944.50	681.00	2,305.00	195.10	16.54	18.67	82.29
19-Oct-22	92.41	84.52	5.93	1,629.70	18.43	886.86	7,386.50	21,945.00	941.75	678.25	2,308.00	192.30	16.49	18.65	78.29
20-Oct-22	92.38	84.51	5.84	1,636.28	18.80	917.33	7,560.50	22,196.00	949.75	684.00	2,328.00	191.05	16.45	18.39	77.40
21-Oct-22	93.50	85.05	5.47	1,657.69	19.42	934.83	7,624.00	21,949.00	948.25	684.25	2,306.00	190.90	16.36	18.38	79.13
24-Oct-22	93.26	84.58	5.75	1,650.62	19.26	926.15	7,556.00	22,248.00	938.00	681.50	2,337.00	190.40	16.24	18.13	76.13
25-Oct-22	93.52	85.32	6.17	1,653.29	19.34	918.82	7,523.00	22,322.00	934.50	686.25	2,296.00	185.80	16.19	18.11	78.47
26-Oct-22	95.69	87.91	6.12	1,666.67	19.56	958.70	7,792.00	22,670.00	940.75	685.00	2,278.00	179.75	16.03	17.86	77.82
27-Oct-22	96.96	89.08	5.88	1,658.05	19.49	960.47	7,764.50	22,384.00	932.25	682.25	2,314.00	178.85	16.01	17.71	75.11
28-Oct-22	95.77	87.90	5.68	1,644.86	19.26	947.97	7,550.00	22,134.00	925.00	680.75	2,302.00	169.80	16.13	17.58	72.11

... Data not available for this day

Sources: AFDB Statistics Department and Bloomberg

Weekly Highlights on Price Movements of Selected Exchange Rates (currency per USD)- Week ending October 28, 2022

Region/Country	Currency Name	Currency Code	Rates				% change		
			Value at end of (28/10/2022)	Value at end of (21/10/2022)	Benchmark (02/24/2022)	Value at end of (28/10/2021)	Weekly	Benchmark (02/24/2022)	Annual
Africa									
Algeria	Algerian Dinar	DZD	140.36	140.31	141.14	136.77	-0.04	0.55	-2.63
Angola	New Kwanza	AOA	484.35	452.69	497.34	603.04	-6.99	2.61	19.68
Botswana	Pula	BWP	13.34	13.50	11.64	11.15	1.21	-14.64	-19.71
Burundi	Burundi Franc	BIF	2,047.70	2,050.94	2,004.43	1,990.05	0.16	-2.16	-2.90
Cabo Verde	Escudo	CVE	111.30	112.58	99.19	95.17	1.14	-12.21	-16.95
Comoros	Comoros Franc	KMF	495.01	500.01	440.61	422.81	1.00	-12.35	-17.08
Congo, Dem. Rep. of	Congolese Franc	CDF	2,015.24	2,006.86	1,996.09	1,974.14	-0.42	-0.96	-2.08
Djibouti	Djibouti Franc	DJF	177.90	178.20	177.97	178.03	0.17	0.04	0.07
Egypt	Egyptian Pound	EGP	23.15	19.62	15.70	15.70	-17.99	-47.45	-47.43
Ethiopia	Birr	ETB	53.10	52.87	50.93	47.20	-0.44	-4.27	-12.50
Gambia, The	Gambian Dalasi	GMD	60.34	57.56	53.43	52.28	-4.83	-12.94	-15.42
Ghana	New Cedi	GHS	14.00	13.63	6.73	6.07	-2.75	-108.02	-130.55
Guinea	Guinea Franc	GNF	8,642.89	8,641.44	8,982.02	9,666.41	-0.02	3.78	10.59
Kenya	Kenyan Shilling	KES	121.37	121.19	113.85	111.09	-0.15	-6.61	-9.25
Liberia	Liberian Dollar	LRD	152.75	152.75	153.42	165.95	0.00	0.44	7.95
Libya	Libyan Dinar	LYD	4.97	5.03	4.60	4.55	1.24	-8.12	-9.32
Madagascar	Ariary	MGA	4,275.30	4,227.80	3,985.72	3,964.12	-1.12	-7.27	-7.85
Malawi	Kwacha	MWK	1,027.74	1,026.15	807.63	814.25	-0.15	-27.25	-26.22
Mauritania	Ouguiya	MRU	37.96	37.99	36.39	36.21	0.07	-4.31	-4.83
Mauritius	Mauritius Rupee	MUR	46.22	44.26	44.10	42.82	-4.44	-4.82	-7.94
Morocco	Dirham	MAD	10.91	10.97	9.49	9.04	0.51	-14.97	-20.73
Mozambique	New Metical	MZN	63.82	63.74	63.88	63.88	-0.13	0.09	0.09
Nigeria	Naira	NGN	441.42	440.57	416.21	413.49	-0.19	-6.06	-6.75
Rwanda	Rwandan Franc	RWF	1,051.28	1,051.06	1,018.25	1,007.96	-0.02	-3.24	-4.30
São Tomé & Príncipe	Dobra	STN	24.81	25.11	21.92	21.08	1.20	-13.17	-17.67
Seychelles	Seychelles Rupee	SCR	13.84	13.96	14.16	14.64	0.88	2.23	5.42
Sierra Leone	Leone	SLL	17,199.82	16,783.23	11,628.36	10,696.26	-2.48	-47.91	-60.80
Somalia	Somali Shilling	SOS	569.50	568.80	581.50	579.43	-0.12	2.06	1.71
South Africa	Rand	ZAR	18.16	18.13	15.47	14.62	-0.18	-17.44	-24.22
South Sudan	South Sudanese Pound	SSP	603.98	601.87	426.14	391.05	-0.35	-41.73	-54.45
Sudan	Sudanese Pound	SDG	565.25	565.25	443.10	439.20	0.00	-27.57	-28.70
Tanzania	Tanzanian Shilling	TZS	2,329.39	2,331.19	2,314.69	2,304.21	0.08	-0.64	-1.09
Tunisia	Tunisian Dinar	TND	3.24	3.27	2.91	2.81	0.98	-11.32	-15.03
Uganda	Uganda Shilling	UGX	3,808.48	3,812.48	3,528.73	3,595.00	0.10	-7.93	-5.94
Zambia	Zambian Kwacha	ZMK	16,155.00	16,003.00	17,675.00	17,100.00	-0.95	8.60	5.53
Zimbabwe	Zimbabwean Dollar	ZWD	625.93	618.68	115.90	93.08	-1.17	-440.06	-572.46
CFA zone Countries*	CFA Franc	XOF	660.01	666.67	587.44	563.73	1.00	-12.35	-17.08
Selected Major Global Currencies									
Europe	Euro	EUR	1.01	1.02	0.90	0.86	0.99	-12.35	-17.08
United Kingdom	British Pound	GBP	0.86	0.89	0.75	0.72	2.84	-15.32	-19.06
Japan	Japanese Yen	JPY	147.72	147.24	115.34	113.68	-0.33	-28.07	-29.94
China	Chinese Yuan	CNY	7.28	7.23	6.33	6.39	-0.65	-15.04	-13.87
Russia	Russian Ruble	RUB	61.38	61.63	87.25	71.17	0.41	29.66	13.76

Sources: AfDB Statistics Department and Bloomberg