



**AFRICAN DEVELOPMENT BANK GROUP**

---

**Weekly Trends of Selected Commodity Prices and  
Exchange Rates of African and Major Global Currencies<sup>1</sup>:**

*The situation as of Friday, June 9, 2023*

**Statistics Department (ECST)**

---

<sup>1</sup> This briefing note has been prepared by Roza Mamuye Bora, Principal Statistician; Anouar Chaouch, Senior Statistician; and Robert Maate, Chief Statistician under the supervision of Louis Kouakou, Acting Director, ECST.

# Contents

	Page
Highlights	1
Data Annexes: Weekly Price Movements of Selected Commodities	2
Data Annexes: Weekly Price Movements of Selected Commodities Since 1 <sup>st</sup> March 2023	3
Data Annexes: Weekly Movements in Exchange Rates of Selected Currencies	4

## Weekly Trends in Selected Commodity Prices and Exchange Rates of African and Major Global Currencies — Week Ending June 9, 2023

### Summary

As of June 9, 2023, international prices of most commodities including energy, few metals, some agricultural products, and fertilizers were below their levels on June 9, 2022. On a week-on-week comparison, prices of most agricultural commodities, most metals and natural gas recorded increases, while crude oil prices and prices of some fertilizers fell during the week. Selected major currencies, including the British Pound, the Euro and the Japanese Yen, appreciated against the US Dollar (USD) on a weekly basis. On annual basis, most of the major currencies depreciated against the USD. Some African currencies appreciated against the USD both on weekly and annual basis, while most depreciated. Annual depreciation of more than 5% against the USD was recorded for 19 African currencies.

### Energy

**As of June 9, 2023, international energy prices were lower than their levels in the same period of last year and compared to the previous week, except for natural gas which recorded weekly price increase.** On a week-on-week basis, prices of Brent crude oil and WTI crude oil fell by 1.76% and 2.19% respectively, while price of natural gas increased by 3.78%. In comparison to their levels in the same period of last year, prices of Brent crude oil, WTI crude oil and natural gas were lower by 26.99%, 28.96% and 62.34% respectively, to reach respective prices of USD 74.79, USD 70.17 per barrel and USD 2.25 per million btu<sup>1</sup>.

### Metals

**During the week ending June 9, 2023, international prices for most of the selected metals increased on a week-on-week basis, while few recorded declines compared their levels on June 9, 2022.** Compared to the previous week, prices increased for silver by 2.91%, copper by 1.63%, gold by 0.68% and platinum by 0.37%, whereas price of nickel fell by 0.19%. In comparison to their levels on June 9, 2022, prices fell for nickel by 24.45% and copper by 12.93%, while prices of silver, gold and platinum increased by 11.51%, 6.08% and 3.50% respectively.

### Agricultural Commodities

**Prices of some agricultural commodities increased on a weekly basis, although prices were lower for most compared to prices in the same period of last year.** In the week ending June 9, 2023, international prices of selected agricultural commodities increased compared to the preceding week, particularly rice by 7.55%, coffee arabica by 5.74%, cocoa by 5.09%, and sugar by 2.08%. In contrast, prices fell by 1.67% for wheat HRW, 0.78% for corn CBT and by 0.04% for cotton, during the week. Compared to the same period of last year, prices fell for some agricultural commodities, namely: wheat HRW by 27.49%, corn CBT (21.83%), coffee arabica (18.75%), and cotton (15.15%). In contrast, prices of sugar, cocoa and rice went up by 33.37%, 30.97% and 14.37% respectively, during the same period.

---

<sup>1</sup> Btu refers to British thermal units.

## Fertilizers

As of June 9, 2023, global price of phosphoric rock is higher by 35.29% compared to its level in the same period of 2022, while TSP and DAP prices recorded declines of 61.45% and 41.00% respectively. Compared to the previous week, prices of DAP and TSP fell by 4.05% and 2.82% respectively, whereas price of phosphoric rock remained unchanged at USD 345 per metric ton.

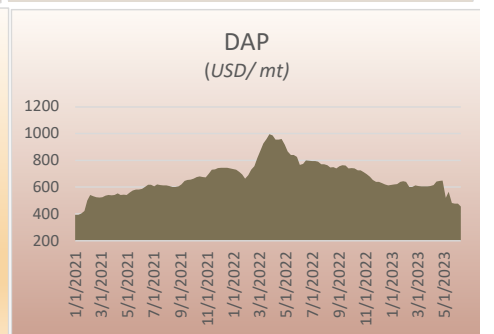
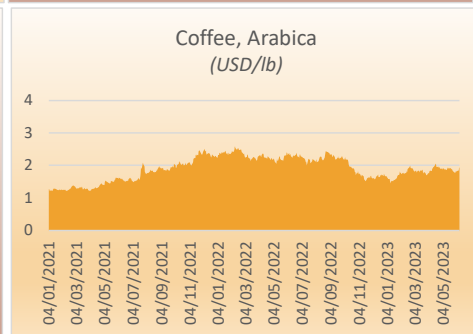
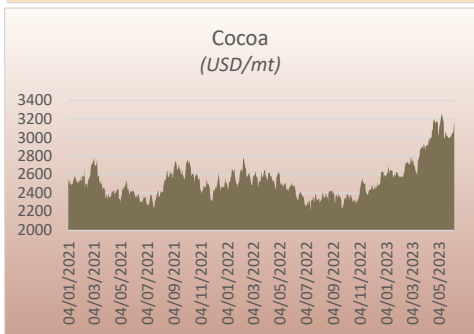
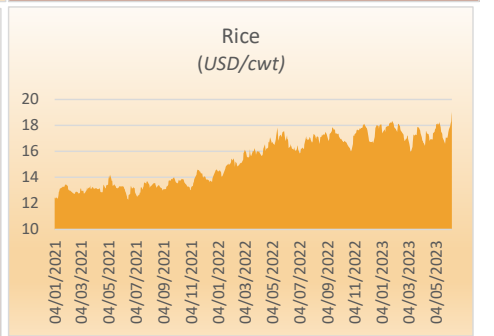
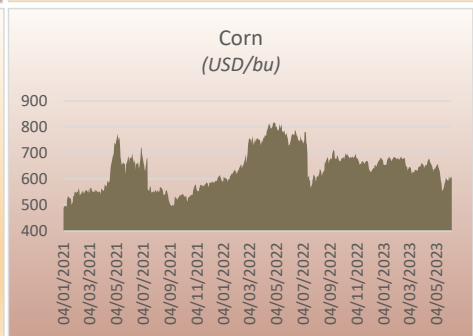
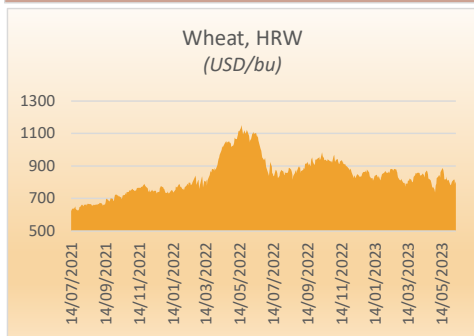
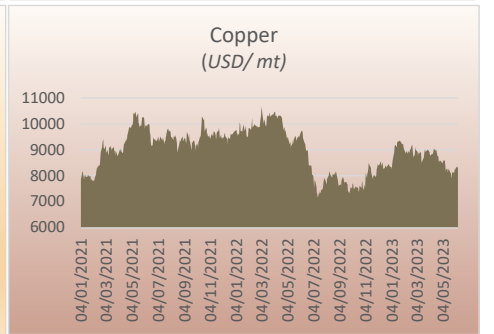
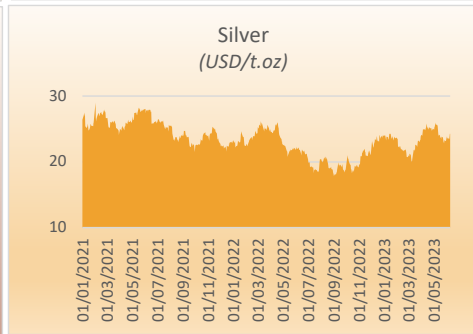
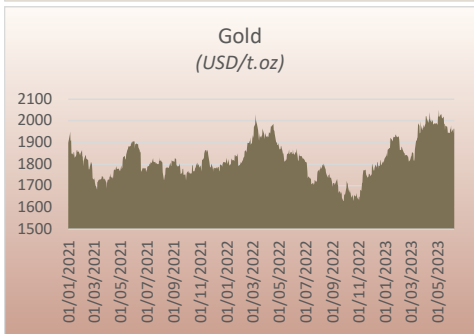
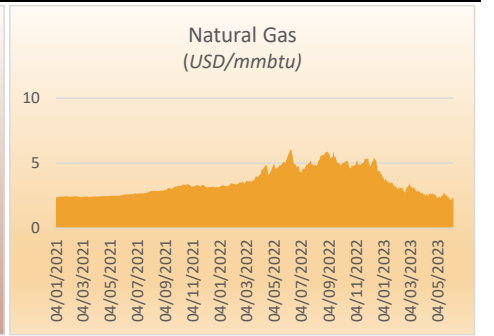
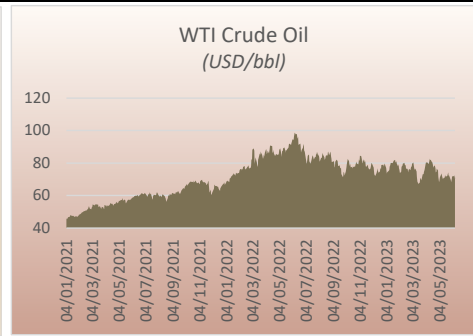
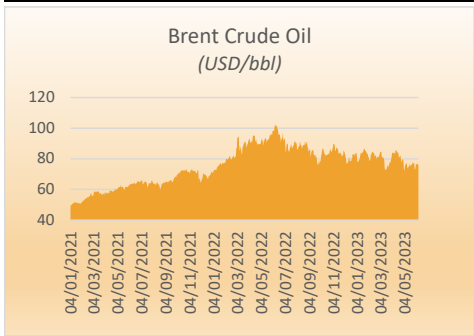
## Exchange Rates

**Major Currencies:** During the week ending June 9, 2023, three of the five selected major currencies- the British Pound (GBP), the Japanese Yen (JPY) and the Euro (EUR) – appreciated against the USD in comparison to the previous week. The rates of weekly appreciation against the USD were 1.06% for the GBP, 0.38% for the JPY and 0.35% for the EUR. In contrast, the Russian Ruble (RUB), and the Chinese Yuan (CNY) depreciated against the USD by 1.80% and 0.52% respectively. In comparison to the same period of 2022, most of the reviewed currencies depreciated against the USD at varying rates, specifically by 43.81% (RUB), 6.69% (CNY) and 3.88% (JPY), whereas EUR and GBP appreciated by 0.88% and 0.55% respectively.

**Currencies of African Countries:** During the week ending June 9, 2023, exchange rates for African currencies fluctuated against the USD by varying degrees. Of the 37 African currencies with updated exchange rate movements, 14 currencies recorded appreciations of varying degrees on a weekly basis, while the rest depreciated against the USD. The highest weekly currency appreciation was recorded for the South Africa Rand (ZAR) at 4.14%, while the biggest depreciation was recorded for the Zimbabwean Dollar (ZWD) at 88.97%. Compared to the same period of last year, eleven African countries recorded appreciation in their currencies against the USD, while the rest recorded depreciations. These eleven currencies recorded annual appreciations ranging between 6.73% for the Algerian Dinar (DZD) and 0.04% for the Djibouti Franc (DJF). During the same period, 26 African currencies depreciated against the USD, of which 19 currencies depreciated by more than 5.0%.

## Weekly Highlights on Price Movements of Selected Commodities - Week ending June 09, 2023

Commodity	Units	Prices				% change		
		Value at end of (06/09/2023)	Value at end of (06/02/2023)	Benchmark (02/24/2022)	Value at end of (06/09/2022)	Weekly	Benchmark (02/24/2022)	Annual
<b>Energy</b>								
Brent Crude Oil	USD/bbl.	74.79	76.13	81.53	102.44	-1.76	-8.27	-26.99
WTI Crude Oil	USD/bbl.	70.17	71.74	77.25	98.78	-2.19	-9.17	-28.96
Natural Gas	USD/mmbtu.	2.25	2.17	3.59	5.99	3.78	-37.27	-62.34
<b>Metals</b>								
Gold	USD/t.oz	1 961.19	1 947.97	1 923.74	1 848.76	0.68	1.95	6.08
Silver	USD/t.oz	24.29	23.61	24.70	21.79	2.91	-1.66	11.51
Platinum	USD/t.oz	1 011.70	1 007.95	1 064.05	977.48	0.37	-4.92	3.50
Copper	USD/mt	8 371.50	8 237.00	9 864.00	9 615.00	1.63	-15.13	-12.93
Nickel	USD/mt	21 170.00	21 211.00	24 716.00	28 023.00	-0.19	-14.35	-24.45
<b>Agriculture</b>								
Wheat, HRW	USD/bu.	793.75	807.25	824.25	1 094.75	-1.67	-3.70	-27.49
Corn, CBT	USD/bu.	604.25	609.00	695.00	773.00	-0.78	-13.06	-21.83
Cocoa	USD/mt	3 180.00	3 026.00	2 578.00	2 428.00	5.09	23.35	30.97
Coffee, Arabica	USD/lb	1.91	1.80	2.39	2.35	5.74	-20.35	-18.75
Rice	USD/cwt	19.03	17.69	15.12	16.64	7.55	25.83	14.37
Sugar	USD/lb	25.02	24.51	16.73	18.76	2.08	49.55	33.37
Cotton	USD/lb	81.82	81.85	82.05	96.43	-0.04	-0.28	-15.15
<b>Fertilizers</b>								
DAP	USD/mt	455.75	475.00	815.00	772.50	-4.05	-44.08	-41.00
TSP	USD/mt	345.00	355.00	732.50	895.00	-2.82	-52.90	-61.45
Phosphoric Rock	USD/mt	345.00	345.00	172.50	255.00	0.00	100.00	35.29



Sources: AFDB Statistics Department and Bloomberg

Notes: bbl = barrel; mmbtu = million British thermal units; t.oz = troy oz; cwt= Hunderweight; bu= Bushel; MT = Metric Ton; lb= Pound

**Daily Highlights on Price of Selected Commodities**

	Brent Crude Oil	WTI Crude Oil	Natural Gas	Gold	Silver	Platinum	Copper	Nickel	Wheat, HRW	Corn, CBT	Cocoa	Coffee, Arabica	Rice	Sugar	Cotton
	USD/bbl.	USD/bbl.	USD/mmbtu.	USD/t.oz	USD/t.oz	USD/t.oz	USD/mt	USD/mt	USD/bu.	USD/bu.	USD/mt	USD/lb	USD/cwt	USD/lb	USD/lb
1-Mar-23	82.7	77.6	3.3	1 837.3	21.0	960.3	9 100.5	24 890.0	812.5	640.5	2 800.0	1.9	17.2	19.9	85.3
2-Mar-23	83.1	78.1	3.3	1 833.8	20.8	964.4	8 958.5	24 395.0	820.0	637.8	2 760.0	1.8	17.2	19.6	83.8
3-Mar-23	84.3	79.6	3.5	1 856.5	21.3	982.7	8 983.5	24 597.0	812.0	645.3	2 730.0	1.8	17.0	19.9	84.3
6-Mar-23	84.7	80.3	3.1	1 850.4	21.1	977.9	8 920.5	24 430.0	795.3	644.5	2 761.0	1.8	16.6	19.9	85.1
7-Mar-23	82.0	77.5	3.3	1 817.2	20.1	937.5	8 763.5	24 145.0	797.0	642.0	2 726.0	1.8	16.3	20.2	83.5
8-Mar-23	81.4	76.7	3.2	1 815.7	20.1	942.8	8 910.5	23 974.0	793.3	634.5	2 699.0	1.8	16.0	20.1	83.2
9-Mar-23	80.3	75.7	3.1	1 829.4	20.1	951.7	8 853.0	23 269.0	771.8	618.5	2 702.0	1.8	16.0	20.3	83.1
10-Mar-23	81.3	76.7	3.0	1 868.3	20.5	964.9	8 867.0	22 684.0	790.5	624.3	2 674.0	1.8	16.0	20.4	80.3
13-Mar-23	79.5	74.8	3.2	1 909.9	21.8	1 002.6	8 931.0	23 123.0	791.5	624.5	2 613.0	1.8	16.4	20.1	82.3
14-Mar-23	76.4	71.5	3.1	1 906.8	21.9	989.2	8 833.5	23 040.0	806.0	627.5	2 628.0	1.8	16.7	19.9	82.7
15-Mar-23	72.8	67.8	3.0	1 924.5	21.8	961.4	8 504.5	23 003.0	810.0	626.5	2 586.0	1.8	17.3	19.8	81.0
16-Mar-23	73.8	68.6	3.0	1 916.3	21.6	975.8	8 518.0	23 236.0	808.8	632.8	2 658.0	1.9	17.3	20.0	80.6
17-Mar-23	72.5	67.2	2.9	1 989.3	22.6	978.9	8 580.0	23 364.0	822.3	634.3	2 738.0	1.8	17.2	19.9	79.5
20-Mar-23	73.3	68.0	2.8	1 977.7	22.5	989.7	8 697.5	22 797.0	814.0	633.0	2 785.0	1.8	17.3	19.8	78.8
21-Mar-23	74.7	69.7	3.0	1 941.5	22.3	971.9	8 757.5	22 514.0	805.8	630.0	2 817.0	1.9	17.3	20.0	79.5
22-Mar-23	76.0	71.0	2.8	1 946.3	22.6	984.8	8 888.5	22 461.0	798.3	633.5	2 874.0	1.8	17.3	20.3	79.8
23-Mar-23	75.2	70.1	2.8	1 999.7	23.2	987.7	9 031.0	22 517.0	804.8	631.8	2 868.0	1.7	17.6	20.1	79.3
24-Mar-23	74.4	69.4	2.9	1 978.2	23.2	984.3	8 921.5	23 468.0	831.5	643.0	2 884.0	1.8	17.9	20.1	78.4
27-Mar-23	77.5	72.9	2.7	1 955.9	23.0	976.6	8 964.0	23 843.0	844.8	648.3	2 902.0	1.8	17.8	20.2	80.8
28-Mar-23	77.7	73.3	2.7	1 969.1	23.3	971.5	8 978.0	24 074.0	856.5	647.3	2 901.0	1.7	17.7	20.5	83.3
29-Mar-23	77.2	73.1	2.7	1 965.1	23.3	972.3	9 002.5	23 743.0	852.8	650.5	2 880.0	1.7	17.7	20.5	83.3
30-Mar-23	78.2	74.4	2.6	1 983.2	23.9	988.3	9 001.0	23 199.0	853.8	649.5	2 917.0	1.7	17.6	21.1	83.9
31-Mar-23	79.5	75.7	2.7	1 969.3	24.1	995.2	8 993.0	23 838.0	858.0	660.5	2 933.0	1.7	17.4	21.5	83.4
3-Apr-23	84.0	80.2	2.6	1 987.1	24.0	986.3	8 917.0	23 372.0	857.0	657.8	2 868.0	1.8	17.1	21.7	82.9
4-Apr-23	84.0	80.4	2.6	2 020.8	25.0	1 022.5	8 751.0	23 124.0	854.5	653.8	2 914.0	1.7	16.8	21.8	81.7
5-Apr-23	84.0	80.4	2.6	2 021.4	24.9	999.8	8 782.0	22 706.0	839.8	652.8	2 903.0	1.8	16.8	22.2	81.6
6-Apr-23	84.0	80.4	2.5	2 011.8	25.0	1 012.8	8 800.0	22 800.0	842.0	643.5	2 919.0	1.8	16.6	22.8	83.2
7-Apr-23	...	80.4	2.5	2 007.9	25.0	1 011.8	...	...	842.0	643.5	...	...	16.6	...	...
10-Apr-23	83.2	79.5	2.6	1 989.8	24.8	997.9	...	...	854.3	654.0	2 922.0	1.8	16.4	22.8	82.6
11-Apr-23	84.5	81.1	2.6	2 006.2	25.1	999.5	8 854.5	23 472.0	846.3	651.0	2 985.0	1.9	17.0	23.3	82.9
12-Apr-23	86.0	82.7	2.5	2 007.9	25.3	1 021.2	8 916.5	23 579.0	843.3	656.0	2 954.0	1.9	17.6	23.1	82.4
13-Apr-23	85.1	81.7	2.4	2 040.3	25.8	1 053.8	9 058.5	23 698.0	827.5	652.3	3 002.0	2.0	17.5	23.1	82.9
14-Apr-23	85.3	82.1	2.5	2 004.2	25.3	1 048.7	9 023.5	24 132.0	857.8	666.3	2 984.0	1.9	17.4	23.1	82.8
17-Apr-23	83.9	80.6	2.7	1 991.6	24.9	1 050.4	8 964.5	24 701.0	870.8	676.5	3 003.0	2.0	17.3	23.5	82.9
18-Apr-23	84.0	80.6	2.7	2 007.2	25.2	1 085.6	9 012.5	25 633.0	862.8	677.5	3 054.0	2.1	17.3	23.6	84.2
19-Apr-23	82.4	79.0	2.6	1 996.1	25.3	1 095.2	8 965.5	25 551.0	845.0	672.3	3 079.0	2.0	17.1	23.6	83.5
20-Apr-23	80.4	77.1	2.6	2 005.9	25.3	1 096.6	8 881.0	25 061.0	822.3	663.8	3 087.0	2.0	16.8	24.4	80.6
21-Apr-23	81.1	77.7	2.6	1 983.1	25.1	1 127.2	8 794.5	24 477.0	820.0	663.3	3 171.0	1.9	16.9	24.1	80.4
24-Apr-23	82.2	78.6	2.7	1 986.7	25.2	1 089.5	8 730.5	24 582.0	811.8	651.3	3 203.0	2.0	16.9	25.0	81.3
25-Apr-23	80.2	76.9	2.6	1 990.6	24.8	1 084.9	8 528.0	23 341.0	799.0	646.5	3 149.0	1.9	16.9	25.6	79.4
26-Apr-23	77.5	74.2	2.5	1 986.7	24.8	1 092.9	8 552.5	23 646.0	781.0	641.5	3 176.0	2.0	16.9	25.4	79.2
27-Apr-23	77.9	74.6	2.5	1 984.4	24.9	1 083.1	8 586.5	24 099.0	762.8	627.0	3 150.0	1.9	16.9	26.0	80.6
28-Apr-23	79.9	76.6	2.6	1 990.0	25.1	1 078.3	8 595.5	24 219.0	773.8	636.0	3 174.0	1.9	17.4	26.0	81.1
1-May-23	78.9	75.5	2.5	1 981.7	24.9	1 056.0	...	...	755.3	639.5	3 171.0	1.9	17.5	25.3	81.2
2-May-23	75.0	71.6	2.4	2 015.2	25.3	1 066.6	8 514.0	24 965.0	735.8	638.0	3 130.0	1.9	17.6	24.8	80.5
3-May-23	72.2	68.6	2.4	2 024.1	25.4	1 051.9	8 468.5	24 743.0	778.0	645.3	3 014.0	1.9	17.7	24.8	79.0
4-May-23	72.3	68.5	2.3	2 050.9	26.0	1 044.0	8 493.5	23 997.0	791.5	646.5	3 052.0	1.9	17.8	25.2	81.4
5-May-23	75.1	71.3	2.3	2 016.8	25.7	1 062.5	8 581.5	24 531.0	824.0	653.3	3 109.0	1.9	18.1	26.0	83.2
8-May-23	76.8	73.1	2.4	2 027.2	25.6	1 080.4	...	...	834.3	656.5	3 179.0	1.9	18.2	25.7	83.0
9-May-23	77.3	73.6	2.4	2 031.1	25.6	1 108.1	8 591.5	23 507.0	841.8	642.3	3 229.0	1.9	18.0	25.8	81.0
10-May-23	76.3	72.5	2.3	2 027.9	25.4	1 112.9	8 475.0	22 531.0	841.3	645.5	3 260.0	1.9	18.1	26.3	80.8
11-May-23	74.8	70.9	2.3	2 015.7	24.2	1 094.0	8 163.5	21 780.0	828.0	632.5	3 242.0	1.9	18.1	25.7	79.6
12-May-23	73.9	70.0	2.4	2 010.8	24.0	1 053.0	8 253.0	22 217.0	861.0	633.3	3 226.0	1.9	18.3	25.9	80.2
15-May-23	75.0	71.1	2.5	2 020.3	24.1	1 070.7	8 272.5	21 622.0	885.5	592.5	3 160.0	1.9	17.9	26.0	81.8
16-May-23	74.7	70.8	2.5	1 987.7	23.7	1 061.5	8 121.5	21 122.0	884.5	581.3	2 995.0	1.9	17.4	25.7	82.5
17-May-23	76.8	72.9	2.5	1 983.9	23.8	1 076.0	8 302.0	21 334.0	873.3	561.5	3 000.0	1.9	17.5	25.6	83.9
18-May-23	75.8	71.9	2.7	1 955.7	23.5	1 053.0	8 172.5	20 934.0	845.5	555.3	2 991.0	1.9	17.3	25.3	83.7
19-May-23	75.5	71.7	2.7	1 977.8	23.9	1 066.6	8 251.5	21 278.0	815.5	554.5	3 068.0	1.9	17.1	25.5	83.9
22-May-23	75.9	72.1	2.6	1 974.6	23.7	1 070.3	8 127.5	21 413.0	817.8	571.0	3 023.0	1.9	16.8	25.7	83.4
23-May-23	76.7	72.9	2.5	1 973.2	23.5	1 054.1	8 102.0	21 047.0	833.8	577.5	3 016.0	1.9	16.7	25.5	82.4
24-May-23	78.2	74.3	2.6	1 959.2	23.1	1 026.8	7 901.5	20 732.0	807.8	587.3	3 010.0	1.9	16.6	25.2	80.3
25-May-23	76.2	71.8	2.5	1 943.7	22.8	1 026.1	7 962.5	21 228.0	811.8	590.8	3 017.0	1.8	16.6	24.6	78.5
26-May-23	77.0	72.7	2.4	1 946.5	23.3	1 025.9	8 135.0	21 162.0	814.3	604.0	2 991.0	1.8	17.1	25.1	80.5
29-May-23	77.1	...	...	1 943.6	23.2	1 030.6	...	...	...	...	...	...	...	...	...
30-May-23	73.7	69.5	2.3	1 959.8	23.2	1 022.7	8 123.0	21 027.0	780.5	594.0	3 005.0	1.8	17.0	25.0	80.2
31-May-23	72.6	68.1	2.3	1 965.2	23.5	997.9	8 089.0	20 588.0	785.3	594.0	3 007.0	1.8	17.3	24.7	79.5
1-Jun-23	74.3	70.1	2.2	1 978.5	23.9	1 012.2	8 243.5	21 318.0	797.5	592.5	3 008.0	1.8	17.5	24.6	81.6
2-Jun-23	76.1	71.7	2.2	1 948.0	23.6	1 008.0	8 237.0	21 211.0	807.3	609.0	3 026.0	1.8	17.7	24.5	81.9
5-Jun-23	76.7	72.2	2.2	1 958.4	23.5	1 035.6	8 335.0	20 898.0	816.5	597.5	3 056.0	1.8	17.9	24.2	81.4
6-Jun-23	76.3	71.7	2.3	1 963.7	23.6	1 034.7	8 339.0	20 968.0	814.5	608.0	3 045.0	1.8	18.1	24.3	81.8
7-Jun-23	77.0	72.5	2.3	1 942.3	23.4	1 022.3	8 293.5	21 417.0	786.0	604.3	3 103.0	1.9	18.3	24.2	81.2
8-Jun-23	76.0	71.3	2.4	1 966.4	24.3	1 014.2	8 347.5	21 132.0	803.8	610.3	3 149.0	1.9	18.8	25.1	81.6
9-Jun-23	74.8	70.2	2.3	1 961.2	24.3	1 011.7	8 371.5	21 170.0	793.8	604.3	3 180.0	1.9	19.0	25.0	81.8

**Weekly Highlights on Price Movements of Selected Exchange Rates (currency per USD)- Week ending June 09, 2023**

Region/Country	Currency Name	Currency Code	Rates				% change		
			Value at end of (06/09/2023)	Value at end of (06/02/2023)	Benchmark (02/24/2022)	Value at end of (06/09/2022)	Weekly	Benchmark (02/24/2022)	Annual
<b>Africa</b>									
Algeria	Algerian Dinar	DZD	136.21	136.23	141.14	146.04	0.02	3.50	6.73
Angola	New Kwanza	AOA	659.14	595.42	497.34	433.13	-10.70	-32.53	-52.18
Botswana	Pula	BWP	13.44	13.66	11.64	11.95	1.65	-15.45	-12.46
Burundi	Burundi Franc	BIF	2 822.33	2 797.16	2 004.43	2 043.53	-0.90	-40.80	-38.11
Cabo Verde	Escudo	CVE	102.98	103.19	99.19	103.89	0.20	-3.82	0.88
Comoros	Comoros Franc	KMF	457.71	459.35	440.61	461.84	0.36	-3.88	0.89
Congo, Dem. Rep. of	Congolese Franc	CDF	2 242.10	2 111.94	1 996.09	1 994.90	-6.16	-12.32	-12.39
Djibouti	Djibouti Franc	DJF	178.01	178.04	177.97	178.09	0.02	-0.02	0.04
Egypt	Egyptian Pound	EGP	30.95	30.90	15.70	18.71	-0.17	-97.15	-65.43
Ethiopia	Birr	ETB	54.52	54.41	50.93	51.67	-0.20	-7.06	-5.52
Gambia, The	Gambian Dalasi	GMD	60.98	60.22	53.43	53.86	-1.25	-14.13	-13.20
Ghana	New Cedi	GHS	11.30	11.15	6.73	7.94	-1.31	-67.90	-42.37
Guinea	Guinea Franc	GNF	8 571.45	8 587.33	8 982.02	8 833.25	0.18	4.57	2.96
Kenya	Kenyan Shilling	KES	139.16	137.97	113.85	117.10	-0.86	-22.23	-18.84
Liberia	Liberian Dollar	LRD	168.78	168.06	153.42	152.25	-0.43	-10.01	-10.85
Libya	Libyan Dinar	LYD	4.83	4.82	4.60	4.78	-0.16	-5.08	-1.08
Madagascar	Ariary	MGA	4 423.22	4 393.50	3 985.72	4 006.55	-0.68	-10.98	-10.40
Malawi	Kwacha	MWK	1 031.55	1 021.53	807.63	1 014.50	-0.98	-27.73	-1.68
Mauritania	Ouguiya	MRU	34.31	34.31	36.39	36.47	0.00	5.72	5.92
Mauritius	Mauritius Rupee	MUR	45.77	45.58	44.10	44.00	-0.43	-3.79	-4.03
Morocco	Dirham	MAD	10.12	10.20	9.49	9.87	0.70	-6.65	-2.55
Mozambique	New Metical	MZN	64.02	63.88	63.88	63.89	-0.21	-0.21	-0.20
Nigeria	Naira	NGN	471.90	465.19	416.21	418.55	-1.44	-13.38	-12.75
Rwanda	Rwandan Franc	RWF	1 130.18	1 126.11	1 018.25	1 027.67	-0.36	-10.99	-9.98
São Tomé & Príncipe	Dobra	STN	23.03	23.07	21.92	23.20	0.16	-5.07	0.71
Seychelles	Seychelles Rupee	SCR	13.72	13.62	14.16	13.80	-0.75	3.11	0.58
Sierra Leone	Leone	SLL	22 594.83	22 591.45	11 628.36	13 129.26	-0.01	-94.31	-72.10
Somalia	Somali Shilling	SOS	568.25	569.00	581.50	578.75	0.13	2.28	1.81
South Africa	Rand	ZAR	18.72	19.53	15.47	15.43	4.14	-21.07	-21.32
South Sudan	South Sudanese Pound	SSP	952.36	949.94	426.14	476.11	-0.25	-123.48	-100.03
Sudan	Sudanese Pound	SDG	599.00	599.80	443.10	445.13	0.13	-35.18	-34.57
Tanzania	Tanzanian Shilling	TZS	2 374.92	2 367.49	2 314.69	2 328.50	-0.31	-2.60	-1.99
Tunisia	Tunisian Dinar	TND	3.11	3.10	2.91	3.07	-0.06	-6.80	-1.12
Uganda	Uganda Shilling	UGX	3 719.76	3 735.18	3 528.73	3 724.89	0.41	-5.41	0.14
Zambia	Zambian Kwacha	ZMK	20 260.00	19 720.00	17 675.00	16 975.00	-2.74	-14.63	-19.35
Zimbabwe	Zimbabwean Dollar	ZWD	4 801.41	2 540.85	115.90	325.56	-88.97	-4 042.72	-1 374.80
CFA zone Countries*	CFA Franc	XOF	610.29	612.47	587.44	615.78	0.36	-3.89	0.89
<b>Selected Major Global Currencies</b>									
Europe	Euro	EUR	0.93	0.93	0.90	0.94	0.35	-3.89	0.88
United Kingdom	British Pound	GBP	0.79	0.80	0.75	0.80	1.06	-6.21	0.55
Japan	Japanese Yen	JPY	139.36	139.89	115.34	134.16	0.38	-20.83	-3.88
China	Chinese Yuan	CNY	7.14	7.11	6.33	6.70	-0.52	-12.90	-6.69
Russia	Russian Ruble	RUB	82.51	81.05	87.25	57.37	-1.80	5.44	-43.81

Sources: AfDB Statistics Department and Bloomberg