



**AFRICAN DEVELOPMENT BANK GROUP**

---

**Weekly Trends of Selected Commodity Prices and  
Exchange Rates of African and Major Global Currencies<sup>1</sup>:**

*The situation as of Friday, June 16, 2023*

**Statistics Department (ECST)**

---

<sup>1</sup> This briefing note has been prepared by Roza Mamuye Bora, Principal Statistician; Anouar Chaouch, Senior Statistician; and Robert Maate, Chief Statistician under the supervision of Louis Kouakou, Acting Director, ECST.

# Contents

	Page
Highlights	1
Data Annexes: Weekly Price Movements of Selected Commodities	2
Data Annexes: Weekly Price Movements of Selected Commodities Since 15 <sup>th</sup> March 2023	3
Data Annexes: Weekly Movements in Exchange Rates of Selected Currencies	4

## Weekly Trends in Selected Commodity Prices and Exchange Rates of African and Major Global Currencies — Week Ending June 16, 2023

### Summary

As of June 16, 2023, international prices of most commodities including energy, few metals, some agricultural products and fertilizers were below their levels on June 16, 2022. On a week-on-week comparison, prices of crude oil, natural gas and most agricultural commodities recorded increases, while prices of some metals and fertilizers fell during the week. Selected major currencies, including the British Pound, Euro and Chinese Yuan, appreciated against the US Dollar (USD) on a weekly basis. On annual basis, most of the major currencies depreciated against the USD. Some African currencies appreciated against the USD both on weekly and annual basis, while most depreciated. Annual depreciation of more than 5% against the USD was recorded for 19 African currencies.

### Energy

**As of June 16, 2023, international energy prices were lower than their levels in the same period of last year but recorded weekly price increase.** On a week-on-week basis, prices of Brent crude oil, WTI crude oil and natural gas increased by 2.43%, 2.29% and 16.77% respectively. In comparison to their levels in the same period of last year, prices of WTI crude oil, Brent crude oil and natural gas were lower by 27.33%, 25.21% and 56.02% respectively, to reach respective prices of USD 71.78, USD 76.6 per barrel and USD 2.63 per million btu<sup>1</sup>.

### Metals

**During the week ending June 16, 2023, international prices for some of the selected metals increased on a week-on-week basis, while most recorded declines compared their levels on June 16, 2022.** Compared to the previous week, prices fell for platinum by 2.46%, silver by 0.38% and gold by 0.16%, whereas price of nickel rose by 8.80% and copper by 2.33%. In comparison to levels on June 16, 2022, prices increased for silver by 11.08%, gold by 5.91% and platinum by 0.96% while prices of nickel and copper fell by 17.80% and 10.90% respectively.

### Agricultural Commodities

**Prices of some agricultural commodities increased on a weekly basis, although prices were lower for most compared to prices in the same period of last year.** In the week ending June 16, 2023, international prices of selected agricultural commodities increased compared to the preceding week, particularly Corn CBT by 5.96%, Wheat HRW by 5.70%, sugar by 4.28% and cocoa by 0.25%. In contrast, prices fell by 6.47% for rice, 3.02% for coffee arabica and 2.10% for cotton during the week. Compared to the same period of last year, prices fell for some agricultural commodities, namely: wheat HRW by 23.36%, coffee arabica (21.20%), corn CBT (17.17%) and cotton (16.93%). In contrast, prices of sugar, cocoa and rice went up by 39.07%, 31.30% and 6.97% respectively, during the same period.

---

<sup>1</sup> Btu refers to British thermal units.

## Fertilizers

As of June 16, 2023, global price of phosphoric rock is higher by 35.29% compared to its level in the same period of 2022, while TSP and DAP prices recorded declines of 62.01% and 42.72% respectively. Compared to the previous week, prices of DAP and TSP fell by 2.91% and 1.45% respectively, whereas price of phosphoric rock remained unchanged at USD 345 per metric ton.

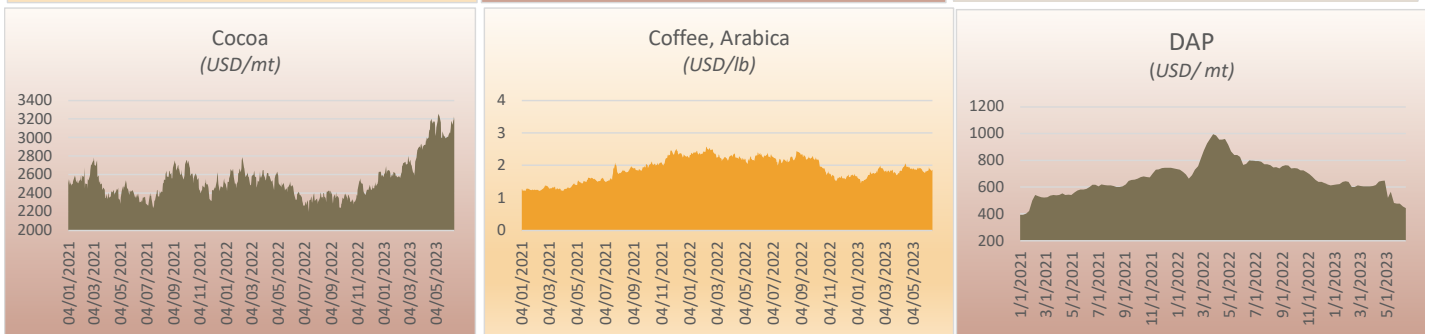
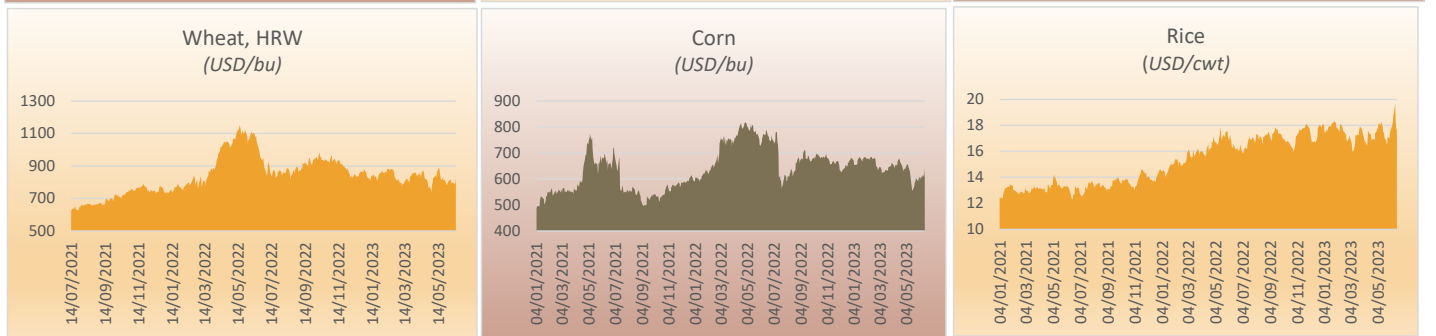
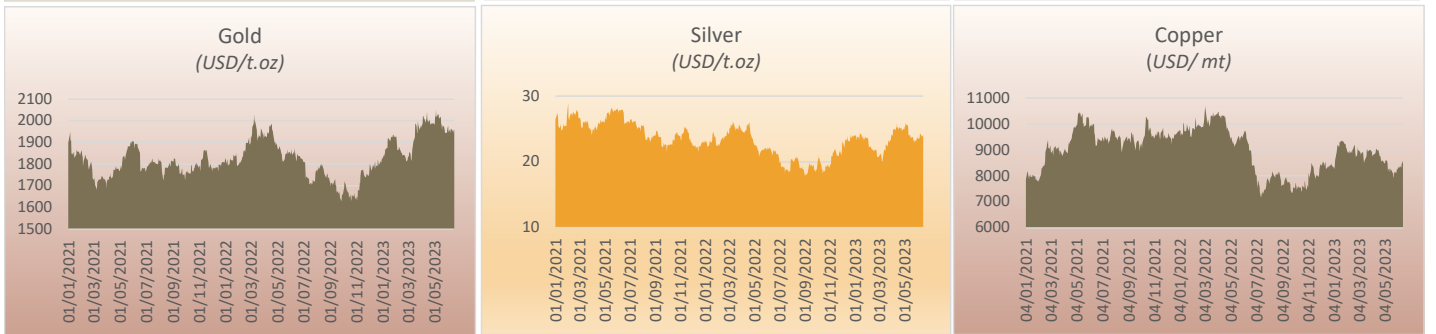
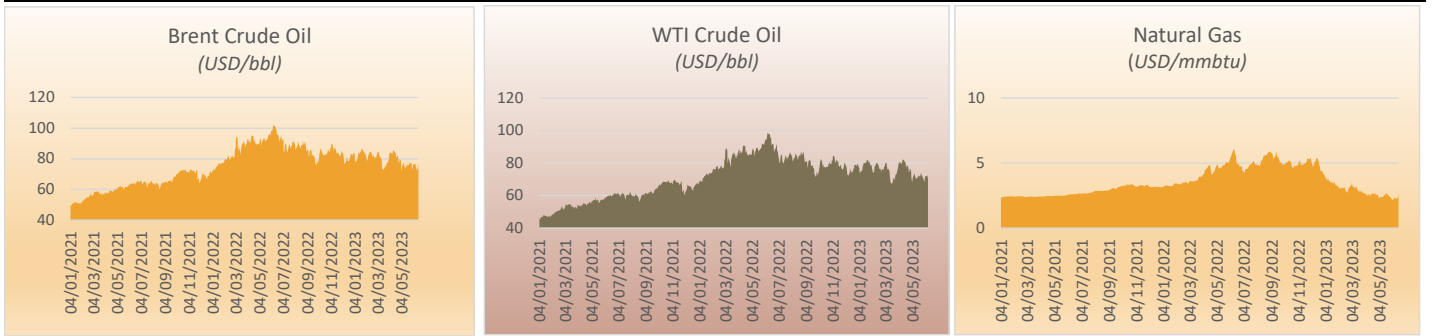
## Exchange Rates

**Major Currencies:** During the week ending June 16, 2023, three of the five selected major currencies—the British Pound (GBP), the Euro (EUR) and Chinese Yuan (CNY) – appreciated against the USD in comparison to the previous week. The rates of weekly appreciation against the USD were 1.90% for the GBP, 1.70% for the EUR and 0.19% for the CNY. In contrast, the Russian Ruble (RUB) and the Japanese Yen (JPY) depreciated against the USD by 1.61% and 1.79% respectively. In comparison to the same period of 2022, most of the reviewed currencies depreciated against the USD at varying rates, specifically by 45.36% (RUB), 7.62% (JPY) and 6.69% (CNY), whereas GBP and EUR appreciated by 3.49% and 3.42% respectively.

**Currencies of African Countries:** During the week ending June 16, 2023, exchange rates for African currencies fluctuated against the USD by varying degrees. Of the 37 African currencies with updated exchange rate movements, 19 currencies recorded appreciations of varying degrees on a weekly basis, while the rest depreciated against the USD. The highest weekly currency appreciation was recorded for the Zambian Kwacha (ZMK) at 4.37%, while the biggest depreciation was recorded for the Nigerian Naira (NGN) at 39.33%. Compared to the same period of last year, thirteen African countries recorded appreciation in their currencies against the USD, while the rest recorded depreciations. These thirteen currencies recorded annual appreciations ranging between 7.30% for the Algerian Dinar (DZD) and 0.02% for the Djibouti Franc (DJF). During the same period, 24 African currencies depreciated against the USD, of which 19 currencies depreciated by more than 5.0%.

## Weekly Highlights on Price Movements of Selected Commodities - Week ending June 16, 2023

Commodity	Units	Prices				% change		
		Value at end of (06/16/2023)	Value at end of (06/09/2023)	Benchmark (02/24/2022)	Value at end of (06/16/2022)	Weekly	Benchmark (02/24/2022)	Annual
<b>Energy</b>								
Brent Crude Oil	USD/bbl.	76.61	74.79	81.53	102.44	2.43	-6.03	-25.21
WTI Crude Oil	USD/bbl.	71.78	70.17	77.25	98.78	2.29	-7.08	-27.33
Natural Gas	USD/mmbtu.	2.63	2.25	3.59	5.99	16.77	-26.75	-56.02
<b>Metals</b>								
Gold	USD/t.oz	1 957.98	1 961.19	1 923.74	1 848.76	-0.16	1.78	5.91
Silver	USD/t.oz	24.20	24.29	24.70	21.79	-0.38	-2.04	11.08
Platinum	USD/t.oz	986.84	1 011.70	1 064.05	977.48	-2.46	-7.26	0.96
Copper	USD/mt	8 566.50	8 371.50	9 864.00	9 615.00	2.33	-13.15	-10.90
Nickel	USD/mt	23 034.00	21 170.00	24 716.00	28 023.00	8.80	-6.81	-17.80
<b>Agriculture</b>								
Wheat, HRW	USD/bu.	839.00	793.75	824.25	1 094.75	5.70	1.79	-23.36
Corn, CBT	USD/bu.	640.25	604.25	695.00	773.00	5.96	-7.88	-17.17
Cocoa	USD/mt	3 188.00	3 180.00	2 578.00	2 428.00	0.25	23.66	31.30
Coffee, Arabica	USD/lb	1.85	1.91	2.39	2.35	-3.02	-22.75	-21.20
Rice	USD/cwt	17.80	19.03	15.12	16.64	-6.47	17.69	6.97
Sugar	USD/lb	26.09	25.02	16.73	18.76	4.28	55.95	39.07
Cotton	USD/lb	80.10	81.82	82.05	96.43	-2.10	-2.38	-16.93
<b>Fertilizers</b>								
DAP	USD/mt	442.50	455.75	815.00	772.50	-2.91	-45.71	-42.72
TSP	USD/mt	340.00	345.00	732.50	895.00	-1.45	-53.58	-62.01
Phosphoric Rock	USD/mt	345.00	345.00	172.50	255.00	0.00	100.00	35.29



Sources: AFDB Statistics Department and Bloomberg

Notes: bbl = barrel; mmbtu = million British thermal units; t.oz = troy oz; cwt= Hunderweight; bu= Bushel; MT = Metric Ton; lb= Pound

Daily Highlights on Price of Selected Commodities															
	Brent Crude Oil	WTI Crude Oil	Natural Gas	Gold	Silver	Platinum	Copper	Nickel	Wheat, HRW	Corn, CBT	Cocoa	Coffee, Arabica	Rice	Sugar	Cotton
	USD/bbl.	USD/bbl.	USD/mmbtu.	USD/t.oz	USD/t.oz	USD/t.oz	USD/mt	USD/mt	USD/bu.	USD/bu.	USD/mt	USD/lb	USD/cwt	USD/lb	USD/lb
15-Mar-23	72.8	67.8	3.0	1 924.5	21.8	961.4	8 504.5	23 003.0	810.0	626.5	2 586.0	1.8	17.3	19.8	81.0
16-Mar-23	73.8	68.6	3.0	1 916.3	21.6	975.8	8 518.0	23 236.0	808.8	632.8	2 658.0	1.9	17.3	20.0	80.6
17-Mar-23	72.5	67.2	2.9	1 989.3	22.6	978.9	8 580.0	23 364.0	822.3	634.3	2 738.0	1.8	17.2	19.9	79.5
20-Mar-23	73.3	68.0	2.8	1 977.7	22.5	989.7	8 697.5	22 797.0	814.0	633.0	2 785.0	1.8	17.3	19.8	78.8
21-Mar-23	74.7	69.7	3.0	1 941.5	22.3	971.9	8 757.5	22 514.0	805.8	630.0	2 817.0	1.9	17.3	20.0	79.5
22-Mar-23	76.0	71.0	2.8	1 946.3	22.6	984.8	8 888.5	22 461.0	798.3	633.5	2 874.0	1.8	17.3	20.3	79.8
23-Mar-23	75.2	70.1	2.8	1 999.7	23.2	987.7	9 031.0	22 517.0	804.8	631.8	2 868.0	1.7	17.6	20.1	79.3
24-Mar-23	74.4	69.4	2.9	1 978.2	23.2	984.3	8 921.5	23 468.0	831.5	643.0	2 884.0	1.8	17.9	20.1	78.4
27-Mar-23	77.5	72.9	2.7	1 955.9	23.0	976.6	8 964.0	23 843.0	844.8	648.3	2 902.0	1.8	17.8	20.2	80.8
28-Mar-23	77.7	73.3	2.7	1 969.1	23.3	971.5	8 978.0	24 074.0	856.5	647.3	2 901.0	1.7	17.7	20.5	83.3
29-Mar-23	77.2	73.1	2.7	1 965.1	23.3	972.3	9 002.5	23 743.0	852.8	650.5	2 880.0	1.7	17.7	20.5	83.3
30-Mar-23	78.2	74.4	2.6	1 983.2	23.9	988.3	9 001.0	23 199.0	853.8	649.5	2 917.0	1.7	17.6	21.1	83.9
31-Mar-23	79.5	75.7	2.7	1 969.3	24.1	995.2	8 993.0	23 838.0	858.0	660.5	2 933.0	1.7	17.4	21.5	83.4
3-Apr-23	84.0	80.2	2.6	1 987.1	24.0	986.3	8 917.0	23 372.0	857.0	657.8	2 868.0	1.8	17.1	21.7	82.9
4-Apr-23	84.0	80.4	2.6	2 020.8	25.0	1 022.5	8 751.0	23 124.0	854.5	653.8	2 914.0	1.7	16.8	21.8	81.7
5-Apr-23	84.0	80.4	2.6	2 021.4	24.9	999.8	8 782.0	22 706.0	839.8	652.8	2 903.0	1.8	16.8	22.2	81.6
6-Apr-23	84.0	80.4	2.5	2 011.8	25.0	1 012.8	8 800.0	22 800.0	842.0	643.5	2 919.0	1.8	16.6	22.8	83.2
7-Apr-23	...	80.4	2.5	2 007.9	25.0	1 011.8	...	...	842.0	643.5	...	...	16.6	...	...
10-Apr-23	83.2	79.5	2.6	1 989.8	24.8	997.9	...	...	854.3	654.0	2 922.0	1.8	16.4	22.8	82.6
11-Apr-23	84.5	81.1	2.6	2 006.2	25.1	999.5	8 854.5	23 472.0	846.3	651.0	2 985.0	1.9	17.0	23.3	82.9
12-Apr-23	86.0	82.7	2.5	2 007.9	25.3	1 021.2	8 916.5	23 579.0	843.3	656.0	2 954.0	1.9	17.6	23.1	82.4
13-Apr-23	85.1	81.7	2.4	2 040.3	25.8	1 053.8	9 058.5	23 698.0	827.5	652.3	3 002.0	2.0	17.5	23.1	82.9
14-Apr-23	85.3	82.1	2.5	2 004.2	25.3	1 048.7	9 023.5	24 132.0	857.8	666.3	2 984.0	1.9	17.4	23.1	82.8
17-Apr-23	83.9	80.6	2.7	1 991.6	24.9	1 050.4	8 964.5	24 701.0	870.8	676.5	3 003.0	2.0	17.3	23.5	82.9
18-Apr-23	84.0	80.6	2.7	2 007.2	25.2	1 085.6	9 012.5	25 633.0	862.8	677.5	3 054.0	2.1	17.3	23.6	84.2
19-Apr-23	82.4	79.0	2.6	1 996.1	25.3	1 095.2	8 965.5	25 551.0	845.0	672.3	3 079.0	2.0	17.1	23.6	83.5
20-Apr-23	80.4	77.1	2.6	2 005.9	25.3	1 096.6	8 881.0	25 061.0	822.3	663.8	3 087.0	2.0	16.8	24.4	80.6
21-Apr-23	81.1	77.7	2.6	1 983.1	25.1	1 127.2	8 794.5	24 477.0	820.0	663.3	3 171.0	1.9	16.9	24.1	80.4
24-Apr-23	82.2	78.6	2.7	1 986.7	25.2	1 089.5	8 730.5	24 582.0	811.8	651.3	3 203.0	2.0	16.9	25.0	81.3
25-Apr-23	80.2	76.9	2.6	1 990.6	24.8	1 084.9	8 528.0	23 341.0	799.0	646.5	3 149.0	1.9	16.9	25.6	79.4
26-Apr-23	77.5	74.2	2.5	1 986.7	24.8	1 092.9	8 552.5	23 646.0	781.0	641.5	3 176.0	2.0	16.9	25.4	79.2
27-Apr-23	77.9	74.6	2.5	1 984.4	24.9	1 083.1	8 586.5	24 099.0	762.8	627.0	3 150.0	1.9	16.9	26.0	80.6
28-Apr-23	79.9	76.6	2.6	1 990.0	25.1	1 078.3	8 595.5	24 219.0	773.8	636.0	3 174.0	1.9	17.4	26.0	81.1
1-May-23	78.9	75.5	2.5	1 981.7	24.9	1 056.0	...	...	755.3	639.5	3 171.0	1.9	17.5	25.3	81.2
2-May-23	75.0	71.6	2.4	2 015.2	25.3	1 066.6	8 514.0	24 965.0	735.8	638.0	3 130.0	1.9	17.6	24.8	80.5
3-May-23	72.2	68.6	2.4	2 024.1	25.4	1 051.9	8 468.5	24 743.0	778.0	645.3	3 014.0	1.9	17.7	24.8	79.0
4-May-23	72.3	68.5	2.3	2 050.9	26.0	1 044.0	8 493.5	23 997.0	791.5	646.5	3 052.0	1.9	17.8	25.2	81.4
5-May-23	75.1	71.3	2.3	2 016.8	25.7	1 062.5	8 581.5	24 531.0	824.0	653.3	3 109.0	1.9	18.1	26.0	83.2
8-May-23	76.8	73.1	2.4	2 027.2	25.6	1 080.4	...	...	834.3	656.5	3 179.0	1.9	18.2	25.7	83.0
9-May-23	77.3	73.6	2.4	2 031.1	25.6	1 108.1	8 591.5	23 507.0	841.8	642.3	3 229.0	1.9	18.0	25.8	81.0
10-May-23	76.3	72.5	2.3	2 027.9	25.4	1 112.9	8 475.0	22 531.0	841.3	645.5	3 260.0	1.9	18.1	26.3	80.8
11-May-23	74.8	70.9	2.3	2 015.7	24.2	1 094.0	8 163.5	21 780.0	828.0	632.5	3 242.0	1.9	18.1	25.7	79.6
12-May-23	73.9	70.0	2.4	2 010.8	24.0	1 053.0	8 253.0	22 217.0	861.0	633.3	3 226.0	1.9	18.3	25.9	80.2
15-May-23	75.0	71.1	2.5	2 020.3	24.1	1 070.7	8 272.5	21 622.0	885.5	592.5	3 160.0	1.9	17.9	26.0	81.8
16-May-23	74.7	70.8	2.5	1 987.7	23.7	1 061.5	8 121.5	21 122.0	884.5	581.3	2 995.0	1.9	17.4	25.7	82.5
17-May-23	76.8	72.9	2.5	1 983.9	23.8	1 076.0	8 302.0	21 334.0	873.3	561.5	3 000.0	1.9	17.5	25.6	83.9
18-May-23	75.8	71.9	2.7	1 955.7	23.5	1 053.0	8 172.5	20 934.0	845.5	555.3	2 991.0	1.9	17.3	25.3	83.7
19-May-23	75.5	71.7	2.7	1 977.8	23.9	1 066.6	8 251.5	21 278.0	815.5	554.5	3 068.0	1.9	17.1	25.5	83.9
22-May-23	75.9	72.1	2.6	1 974.6	23.7	1 070.3	8 127.5	21 413.0	817.8	571.0	3 023.0	1.9	16.8	25.7	83.4
23-May-23	76.7	72.9	2.5	1 973.2	23.5	1 054.1	8 102.0	21 047.0	833.8	577.5	3 016.0	1.9	16.7	25.5	82.4
24-May-23	78.2	74.3	2.6	1 959.2	23.1	1 026.8	7 901.5	20 732.0	807.8	587.3	3 010.0	1.9	16.6	25.2	80.3
25-May-23	76.2	71.8	2.5	1 943.7	22.8	1 026.1	7 962.5	21 228.0	811.8	590.8	3 017.0	1.8	16.6	24.6	78.5
26-May-23	77.0	72.7	2.4	1 946.5	23.3	1 025.9	8 135.0	21 162.0	814.3	604.0	2 991.0	1.8	17.1	25.1	80.5
29-May-23	77.1	...	...	1 943.6	23.2	1 030.6	...	...	...	...	...	...	...	...	...
30-May-23	73.7	69.5	2.3	1 959.8	23.2	1 022.7	8 123.0	21 027.0	780.5	594.0	3 005.0	1.8	17.0	25.0	80.2
31-May-23	72.6	68.1	2.3	1 965.2	23.5	997.9	8 089.0	20 588.0	785.3	594.0	3 007.0	1.8	17.3	24.7	79.5
1-Jun-23	74.3	70.1	2.2	1 978.5	23.9	1 012.2	8 243.5	21 318.0	797.5	592.5	3 008.0	1.8	17.5	24.6	81.6
2-Jun-23	76.1	71.7	2.2	1 948.0	23.6	1 008.0	8 237.0	21 211.0	807.3	609.0	3 026.0	1.8	17.7	24.5	81.9
5-Jun-23	76.7	72.2	2.2	1 958.4	23.5	1 035.6	8 335.0	20 898.0	816.5	597.5	3 056.0	1.8	17.9	24.2	81.4
6-Jun-23	76.3	71.7	2.3	1 963.7	23.6	1 034.7	8 339.0	20 968.0	814.5	608.0	3 045.0	1.8	18.1	24.3	81.8
7-Jun-23	77.0	72.5	2.3	1 942.3	23.4	1 022.3	8 293.5	21 417.0	786.0	604.3	3 103.0	1.9	18.3	24.2	81.2
8-Jun-23	76.0	71.3	2.4	1 966.4	24.3	1 014.2	8 347.5	21 132.0	803.8	610.3	3 149.0	1.9	18.8	25.1	81.6
9-Jun-23	74.8	70.2	2.3	1 961.2	24.3	1 011.7	8 371.5	21 170.0	793.8	604.3	3 180.0	1.9	19.0	25.0	81.8
12-Jun-23	71.8	67.1	2.3	1 954.2	24.0	993.6	8 310.5	20 755.0	793.8	617.3	3 136.0	1.9	19.7	25.2	81.3
13-Jun-23	74.3	69.4	2.3	1 945.1	23.8	982.0	8 460.0	21 952.0	790.3	612.5	3 186.0	1.8	18.5	24.8	81.0
14-Jun-23	73.2	68.3	2.3	1 955.1	24.0	981.9	8 509.0	22 720.0	782.3	607.8	3 189.0	1.8	17.6	25.4	80.1
15-Jun-23	75.7	70.6	2.5	1 959.6	23.9	990.6	8 558.0	22 993.0	808.8	623.3	3 226.0	1.9	17.7	25.6	79.6
16-Jun-23	76.6	71.8	2.6	1 958.0	24.2	986.8	8 566.5	23 034.0	839.0	640.3	3 188.0	1.8	17.8	26.1	80.1

... Data not available for this day

Sources: AFD Statistics Department and Bloomberg

**Weekly Highlights on Price Movements of Selected Exchange Rates (currency per USD)- Week ending June 16, 2023**

Region/Country	Currency Name	Currency Code	Rates				% change		
			Value at end of (06/16/2023)	Value at end of (06/09/2023)	Benchmark (02/24/2022)	Value at end of (06/16/2022)	Weekly	Benchmark (02/24/2022)	Annual
<b>Africa</b>									
Algeria	Algerian Dinar	DZD	135.44	136.21	141.14	146.11	0.56	4.04	7.30
Angola	New Kwanza	AOA	727.70	659.14	497.34	434.01	-10.40	-46.32	-67.67
Botswana	Pula	BWP	13.24	13.44	11.64	12.27	1.49	-13.73	-7.88
Burundi	Burundi Franc	BIF	2 811.30	2 822.33	2 004.43	2 051.78	0.39	-40.25	-37.02
Cabo Verde	Escudo	CVE	102.04	102.98	99.19	105.16	0.91	-2.88	2.96
Comoros	Comoros Franc	KMF	449.95	457.71	440.61	465.88	1.70	-2.12	3.42
Congo. Dem. Rep. of	Congolese Franc	CDF	2 167.38	2 242.10	1 996.09	1 994.12	3.33	-8.58	-8.69
Djibouti	Djibouti Franc	DJF	178.05	178.01	177.97	178.08	-0.02	-0.05	0.02
Egypt	Egyptian Pound	EGP	30.90	30.95	15.70	18.74	0.18	-96.80	-64.84
Ethiopia	Birr	ETB	54.72	54.52	50.93	52.07	-0.36	-7.45	-5.09
Gambia. The	Gambian Dalasi	GMD	60.98	60.98	53.43	54.17	0.00	-14.13	-12.56
Ghana	New Cedi	GHS	11.35	11.30	6.73	7.95	-0.44	-68.64	-42.77
Guinea	Guinea Franc	GNF	8 592.04	8 571.45	8 982.02	8 765.12	-0.24	4.34	1.97
Kenya	Kenyan Shilling	KES	140.00	139.16	113.85	117.39	-0.60	-22.97	-19.26
Liberia	Liberian Dollar	LRD	172.81	168.78	153.42	151.99	-2.39	-12.64	-13.70
Libya	Libyan Dinar	LYD	4.81	4.83	4.60	4.83	0.37	-4.70	0.40
Madagascar	Ariary	MGA	4 517.41	4 423.22	3 985.72	4 057.32	-2.13	-13.34	-11.34
Malawi	Kwacha	MWK	1 025.36	1 031.55	807.63	1 020.12	0.60	-26.96	-0.51
Mauritania	Ouguiya	MRU	34.40	34.31	36.39	36.39	-0.28	5.46	5.46
Mauritius	Mauritius Rupee	MUR	45.70	45.77	44.10	44.60	0.15	-3.64	-2.48
Morocco	Dirham	MAD	10.00	10.12	9.49	10.07	1.22	-5.35	0.65
Mozambique	New Metical	MZN	64.07	64.02	63.88	63.89	-0.08	-0.29	-0.28
Nigeria	Naira	NGN	657.50	471.90	416.21	418.71	-39.33	-57.97	-57.03
Rwanda	Rwandan Franc	RWF	1 141.44	1 130.18	1 018.25	1 023.37	-1.00	-12.10	-11.54
São Tomé & Príncipe	Dobra	STN	22.75	23.03	21.92	23.57	1.20	-3.80	3.47
Seychelles	Seychelles Rupee	SCR	13.81	13.72	14.16	13.65	-0.68	2.45	-1.18
Sierra Leone	Leone	SLL	22 533.31	22 594.83	11 628.36	13 182.01	0.27	-93.78	-70.94
Somalia	Somali Shilling	SOS	567.25	568.25	581.50	578.64	0.18	2.45	1.97
South Africa	Rand	ZAR	18.20	18.72	15.47	15.95	2.81	-17.67	-14.06
South Sudan	South Sudanese Pound	SSP	959.33	952.36	426.14	482.29	-0.73	-125.12	-98.91
Sudan	Sudanese Pound	SDG	599.80	599.00	443.10	568.00	-0.13	-35.36	-5.60
Tanzania	Tanzanian Shilling	TZS	2 387.81	2 374.92	2 314.69	2 329.77	-0.54	-3.16	-2.49
Tunisia	Tunisian Dinar	TND	3.08	3.11	2.91	3.09	0.88	-5.86	0.29
Uganda	Uganda Shilling	UGX	3 685.50	3 719.76	3 528.73	3 772.85	0.92	-4.44	2.32
Zambia	Zambian Kwacha	ZMK	19 375.00	20 260.00	17 675.00	16 966.00	4.37	-9.62	-14.20
Zimbabwe	Zimbabwean Dollar	ZWD	5 634.88	4 801.41	115.90	338.49	-17.36	-4 761.85	-1 564.70
CFA zone Countries*	CFA Franc	XOF	599.93	610.29	587.44	621.17	1.70	-2.13	3.42
<b>Selected Major Global Currencies</b>									
Europe	Euro	EUR	0.91	0.93	0.90	0.95	1.70	-2.12	3.42
United Kingdom	British Pound	GBP	0.78	0.79	0.75	0.81	1.90	-4.20	3.49
Japan	Japanese Yen	JPY	141.86	139.36	115.34	131.82	-1.79	22.99	-7.62
China	Chinese Yuan	CNY	7.13	7.14	6.33	6.68	0.19	-12.69	-6.69
Russia	Russian Ruble	RUB	83.84	82.51	87.25	57.68	-1.61	3.91	-45.36

Sources: AfDB Statistics Department and Bloomberg