



AFRICAN DEVELOPMENT BANK GROUP

Weekly Trends of Selected Commodity Prices and Exchange Rates of African and Major Global Currencies¹:

The situation as of Friday, April 26, 2024

Statistics Department (ECST)

¹ This briefing note has been prepared by Roza Mamuye Bora, Principal Statistician; Anouar Chaouch, Senior Statistician; and Robert Maate, Chief Statistician under the supervision of Louis Kouakou, Acting Director, ECST.

Contents

	Page
Highlights	1
Data Annexes: Weekly Price Movements of Selected Commodities	2
Data Annexes: Weekly Price Movements of Selected Commodities Since 1 st January 2024	3
Data Annexes: Weekly Movements in Exchange Rates of Selected Currencies	4

Weekly Trends in Selected Commodity Prices and Exchange Rates of African and Major Global Currencies — Week Ending April 26, 2024

Summary

In the week ending April 26, 2024, prices of natural gas, most metals and agricultural commodities fell compared to the preceding week, while prices of crude oil increased. On an annual basis, prices increased for crude oil, some metals and agricultural commodities, whereas prices were lower for natural gas and fertilizers. The highest annual price increase was recorded for cocoa, while the highest fall in price was recorded for phosphoric rock and natural gas. The Russian Ruble, the British Pound and the Euro appreciated against the US Dollar (USD) compared to the previous week, while the Japanese Yen and the Chinese Yuan depreciated. On an annual basis, all the selected major currencies except the British Pound weakened against the USD. Most of the reviewed African currencies appreciated against the USD compared to the previous week, although most saw depreciations compared to the corresponding period of last year.

Energy

As of April 26, 2024, international crude oil prices were higher compared to the preceding week as well as the corresponding period of last year, while price of natural gas was lower. On a week-on-week basis, prices of Brent crude oil and WTI crude oil increased by 2.53% and 1.98% respectively, whereas price of natural gas fell by 3.27%. In comparison to the same period of last year, prices of Brent crude oil and WTI crude oil increased by 20.39% and 19.70% respectively, while price of natural gas fell by 41.60%, to reach respective levels of USD 89.50, USD 83.85 per barrel and USD 1.92 per million btu¹.

Metals

During the week ending April 26, 2024, international prices of most selected metals fell on a week-on-week basis, however prices were higher, for most, compared to their levels on April 26, 2023. Compared to the previous week, prices fell for silver by 5.17%, gold by 2.26%, platinum by 1.98%, and nickel by 1.17%, while price of copper increased by 0.91%. In comparison to their levels on April 26, 2023, prices of few of the selected metals fell, specifically nickel by 19.23% and platinum by 16.09%. In contrast, prices of gold, copper and silver increased by 17.68%, 16.52% and 9.79% respectively, on an annual basis.

Agricultural Commodities

Prices of most agricultural commodities fell on a weekly basis, although prices were higher for some commodities compared to the same period of last year. In the week ending April 26, 2024, international prices of selected agricultural commodities fell compared to the preceding week, particularly cocoa by 9.67%, coffee arabica by 4.47%, palm oil by 2.80%, sugar by 2.10%, rubber TSR20 by 1.24%, rice by 1.00% and cotton by 0.15%. In contrast, prices of wheat HRW and corn CBT increased by 12.22% and 1.50% respectively. Compared to the same period of last year, prices increased for most agricultural commodities, namely: cocoa by 237.81%, coffee arabica (17.74 %), rubber TSR20 (17.16%), rice (11.10%) and cotton (2.38%). In contrast, prices fell for some agricultural commodities namely corn CBT (31.41%), wheat HRW (13.63%), sugar (13.19%) and palm oil (9.53%).

¹ Btu refers to British thermal units.

Fertilizers

As of April 26, 2024, global prices of phosphoric rock and DAP were lower by 55.80% and 17.58% respectively, while price of TSP was higher by 2.47% compared to their levels in the same period of 2023. Compared to the previous week, price of DAP and TSP fell by 1.86% and 1.19% respectively, while price of phosphoric rock remained the same.

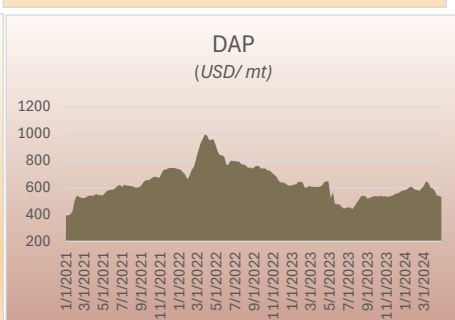
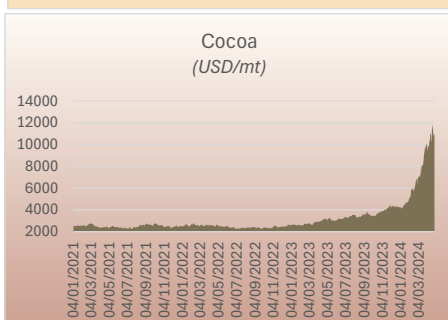
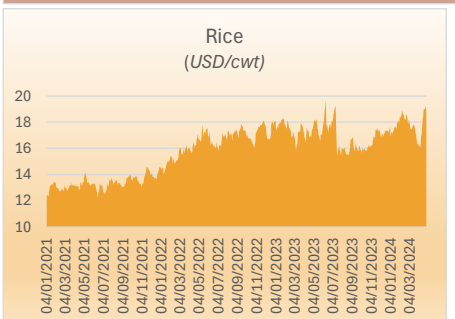
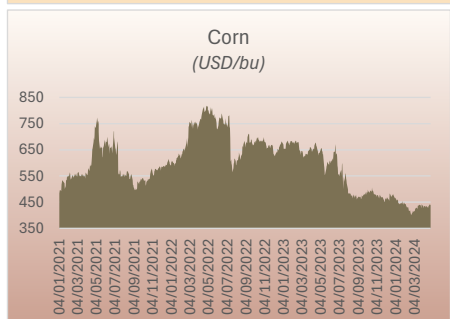
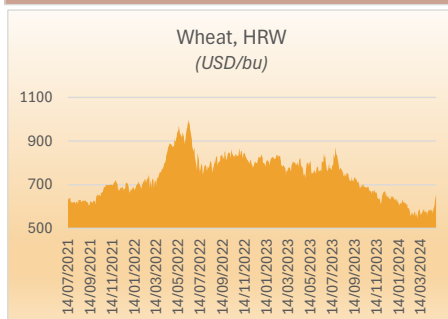
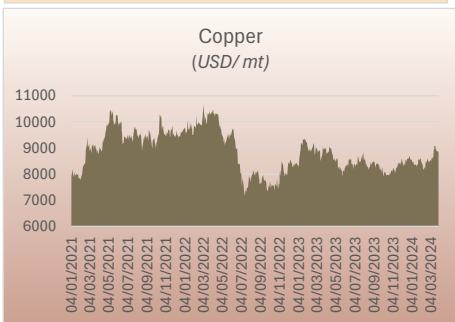
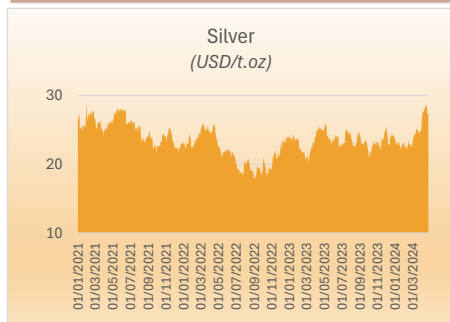
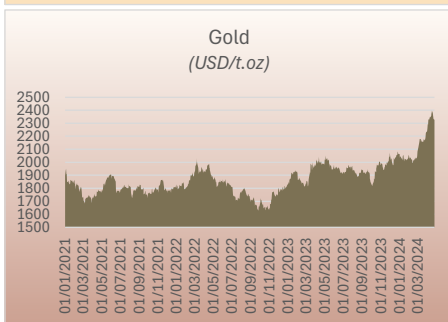
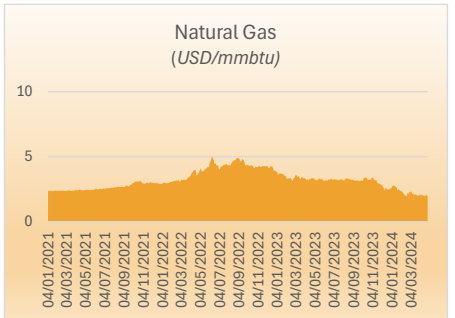
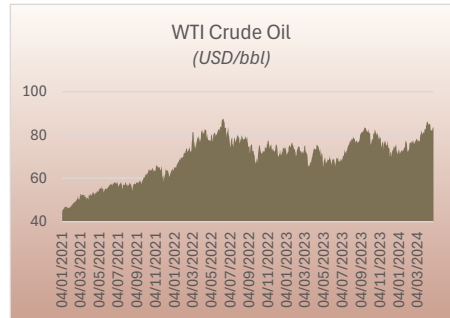
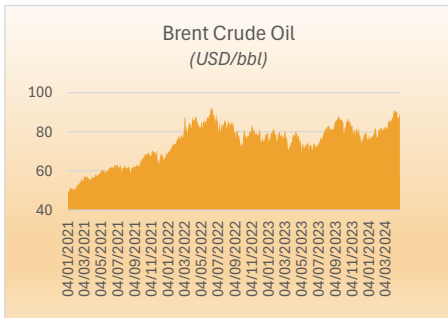
Exchange Rates

Major Currencies: During the week ending April 26, 2024, three of the five selected major currencies- the Russian Ruble (RUB), the British Pound and the Euro (EUR)- appreciated against the USD in comparison to the previous week, whereas the Japanese yen (JPY) and the Chinese Yuan (CNY) depreciated. The rates of the week-on-week appreciation against the USD were 1.32% for the RUB, 0.78% for the GBP and 0.38% for the EUR. In contrast, the JPY and the CNY depreciated against the USD by 1.99% and 0.23% respectively during the week. In comparison to the same period of 2023, most of the reviewed currencies depreciated against the USD at varying rates, specifically the JPY by 17.07%, 12.41% (RUB), 5.42% (CNY) and 2.53% (EUR), whereas the GBP appreciated by 0.29%.

Currencies of African Countries: During the week ending April 26, 2024, exchange rates for African currencies changed against the USD by varying degrees. Of the 37 African currencies with updated exchange rate movements, 20 currencies recorded appreciations of varying degrees on a weekly basis, exchange with Zimbabwean Dollar (ZWD) was fixed, while 16 currencies depreciated against the USD. The highest weekly currency appreciation was recorded for the South Africa Rand (ZAR) which appreciated by 1.48%, while the biggest depreciation was recorded for the Nigerian Naira (NGN) at 13.33%. Compared to the same period of last year, 5 African currencies recorded appreciations against the USD, with rates ranging between 0.75% for the Algerian Dinar (DZD) and 0.02% for Morocco's Dirham (MAD), while the rest depreciated. During the period, 32 African currencies depreciated against the USD, 17 of which depreciated by more than 5.0%.

Weekly Highlights on Price Movements of Selected Commodities - Week ending April 26th, 2024

Commodity	Units	Prices				% change		
		Value at end of (26/04/2024)	Value at end of (19/04/2024)	Benchmark (02/24/2022)	Value at end of (26/04/2023)	Weekly	Benchmark (02/24/2022)	Annual
Energy								
Brent Crude Oil	USD/bbl.	89.50	87.29	77.88	74.34	2.53	14.92	20.39
WTI Crude Oil	USD/bbl.	83.85	82.22	73.12	70.05	1.98	14.67	19.70
Natural Gas	USD/mmbtu.	1.92	1.99	3.21	3.29	-3.27	-40.02	-41.60
Metals								
Gold	USD/t.oz	2 337.96	2 391.93	1 923.74	1 986.69	-2.26	21.53	17.68
Silver	USD/t.oz	27.21	28.69	24.70	24.78	-5.17	10.13	9.79
Platinum	USD/t.oz	917.04	935.54	1 064.05	1 092.94	-1.98	-13.82	-16.09
Copper	USD/mt	9 965.50	9 876.00	9 864.00	8 552.50	0.91	1.03	16.52
Nickel	USD/mt	19 100.00	19 326.00	24 716.00	23 646.00	-1.17	-22.72	-19.23
Agriculture								
Wheat, HRW	USD/bu.	654.25	583.00	728.25	757.50	12.22	-10.16	-13.63
Corn, CBT	USD/bu.	440.00	433.50	695.00	641.50	1.50	-36.69	-31.41
Cocoa	USD/mt	10 729.00	11 878.00	2 578.00	3 176.00	-9.67	316.18	237.81
Coffee, Arabica	USD/lb	2.31	2.41	2.39	1.96	-4.47	-3.66	17.74
Rice	USD/cwt	18.81	19.00	15.12	16.93	-1.00	24.40	11.10
Sugar	USD/lb	19.09	19.50	15.84	21.99	-2.10	20.52	-13.19
Palm Oil	USD/mt	824.11	847.83	1 685.90	910.95	-2.80	-51.12	-9.53
Rubber, TSR20	USD/kg	1.60	1.62	1.83	1.36	-1.24	-12.63	17.16
Cotton	USD/lb	80.90	81.02	78.75	79.02	-0.15	2.73	2.38
Fertilizers								
DAP	USD/mt	527.50	537.50	815.00	640.00	-1.86	-35.28	-17.58
TSP	USD/mt	415.00	420.00	732.50	405.00	-1.19	-43.34	2.47
Phosphoric Rock	USD/mt	152.50	152.50	172.50	345.00	0.00	-11.59	-55.80



Sources: AfDB Statistics Department and Bloomberg

Notes: bbl = barrel; mmbtu = million British thermal units; Loz = Troy oz; cwt = Hunderweight; bu = Bushel; MT = Metric Ton; lb = Pound

Daily Highlights on Price of Selected Commodities

	Brent Crude Oil	WTI Crude Oil	Natural Gas	Gold	Silver	Platinum	Copper	Nickel	Wheat, HRW	Corn, CBT	Cocoa	Coffee, Arabica	Rice	Sugar	Cotton	Palm Oil	Rubber, TSR20
	USD/bbl	USD/bbl	USD/mmbtu	USD/t.oz	USD/t.oz	USD/t.oz	USD/mt	USD/mt	USD/bu.	USD/bu.	USD/mt	USD/lb	USD/cwt	USD/lb	USD/lb	USD/mt	USD/kg
2-Jan-24	75.7	71.0	2.6	2 062.7	23.7	987.8	8 544.5	16 574.0	634.5	463.8	4 275.0	1.9	17.6	20.5	81.9	788.8	1.6
3-Jan-24	77.9	73.1	2.6	2 033.4	22.9	978.0	8 517.0	16 409.0	628.5	465.3	4 238.0	1.9	16.9	20.4	82.8	788.0	1.5
4-Jan-24	77.1	72.4	2.7	2 043.3	23.0	957.5	8 466.5	16 064.0	632.0	466.5	4 260.0	1.9	16.9	20.6	82.1	794.8	1.5
5-Jan-24	78.1	73.7	2.7	2 045.5	23.2	964.2	8 463.0	16 372.0	635.3	460.8	4 204.0	1.8	17.3	20.6	82.2	792.6	1.5
8-Jan-24	79.6	71.0	2.7	2 027.7	23.1	950.6	8 448.0	16 303.0	622.8	455.0	4 094.0	1.8	17.1	21.0	82.3	791.1	1.5
9-Jan-24	76.8	72.2	2.8	2 027.7	22.9	935.4	8 369.5	16 287.0	634.3	459.3	4 162.0	1.8	17.2	20.9	82.6	795.3	1.5
10-Jan-24	76.0	71.5	2.7	2 024.1	22.9	921.7	8 370.5	16 429.0	633.3	459.5	4 206.0	1.8	17.1	20.7	82.1	799.7	1.5
11-Jan-24	76.7	72.1	2.7	2 014.4	22.5	913.3	8 355.0	16 420.0	625.5	457.8	4 274.0	1.8	17.2	20.9	82.9	805.2	1.5
12-Jan-24	77.6	72.9	2.8	2 049.1	23.2	911.6	8 339.0	16 343.0	623.3	447.0	4 323.0	1.8	17.2	20.8	82.9	813.3	1.5
15-Jan-24	77.4	2 055.5	23.2	915.6	8 381.0	16 218.0	803.0	1.5
16-Jan-24	77.4	72.5	2.6	2 025.4	22.9	898.7	8 354.5	16 150.0	609.0	443.5	4 429.0	1.9	17.6	21.5	83.0	826.7	1.5
17-Jan-24	77.0	72.3	2.7	2 007.1	22.6	886.8	8 268.0	16 079.0	602.5	442.3	4 448.0	1.8	17.6	21.4	83.4	817.1	1.5
18-Jan-24	78.1	73.5	2.6	2 016.4	22.7	906.2	8 310.0	16 156.0	611.0	444.0	4 458.0	1.8	17.6	21.8	84.0	832.2	1.5
19-Jan-24	77.5	72.8	2.5	2 029.5	22.6	903.3	8 351.0	16 036.0	614.0	445.5	4 583.0	1.9	17.6	22.2	85.3	839.6	1.5
22-Jan-24	79.1	74.4	2.4	2 021.6	22.2	897.7	8 345.5	16 007.0	614.5	445.8	4 565.0	1.9	17.6	22.3	86.3	830.4	1.5
23-Jan-24	78.6	74.0	2.5	2 024.3	22.3	900.8	8 405.0	16 306.0	620.0	446.5	4 634.0	1.9	17.4	22.4	86.4	838.2	1.5
24-Jan-24	79.1	74.6	2.5	2 019.3	22.8	909.3	8 562.5	16 648.0	629.3	452.3	4 785.0	1.9	17.8	22.9	87.2	845.0	1.5
25-Jan-24	81.3	76.7	2.5	2 015.0	22.7	890.3	8 568.5	16 701.0	633.0	451.8	4 625.0	1.9	18.0	22.7	87.6	...	1.5
26-Jan-24	82.1	77.4	2.5	2 018.5	22.8	915.7	8 545.5	16 785.0	623.3	446.3	4 672.0	1.9	18.0	22.6	86.3	849.7	1.5
29-Jan-24	81.1	76.3	2.4	2 029.4	23.1	930.8	8 558.0	16 439.0	615.5	440.3	4 732.0	1.9	18.1	22.3	86.4	835.0	1.5
30-Jan-24	81.8	77.2	2.4	2 034.1	23.1	925.4	8 615.0	16 508.0	623.5	447.8	4 805.0	1.9	18.2	22.6	86.8	818.1	1.5
31-Jan-24	80.0	75.4	2.4	2 049.7	23.1	927.5	8 608.5	16 269.0	615.5	448.3	4 822.0	1.9	17.9	22.8	87.1	806.3	1.5
1-Feb-24	78.1	73.5	2.3	2 054.5	23.1	916.9	8 534.5	16 230.0	614.3	447.3	4 956.0	1.9	18.1	22.4	88.3	...	1.5
2-Feb-24	76.8	72.2	2.3	2 039.8	22.7	897.0	8 482.0	16 235.0	616.5	442.8	5 009.0	1.9	18.4	22.7	88.7	802.9	1.5
5-Feb-24	77.5	72.8	2.3	2 025.7	22.4	899.2	8 359.5	16 020.0	608.0	442.8	5 189.0	1.9	18.3	22.5	88.5	804.3	1.5
6-Feb-24	78.0	73.2	2.3	2 037.1	22.4	906.0	8 402.0	15 927.0	609.0	438.8	5 220.0	1.9	18.6	22.5	88.9	810.2	1.5
7-Feb-24	78.6	73.8	2.2	2 035.7	22.3	882.3	8 312.0	16 012.0	609.5	434.3	5 410.0	1.9	18.5	22.9	89.6	825.3	1.5
8-Feb-24	80.6	75.8	2.2	2 031.8	22.6	887.8	8 193.5	16 007.0	593.5	433.3	5 805.0	1.9	18.7	22.9	89.9	821.0	1.5
9-Feb-24	81.1	76.4	2.2	2 024.3	22.6	877.0	8 169.0	15 921.0	593.8	429.0	5 888.0	2.0	18.9	23.0	92.2	822.5	...
12-Feb-24	81.0	76.4	2.1	2 019.5	22.7	893.1	8 235.0	16 040.0	589.0	430.5	5 860.0	2.0	18.6	22.6	91.5
13-Feb-24	81.5	76.9	2.1	1 993.7	22.1	874.0	8 260.0	16 261.0	585.8	430.8	6 001.0	1.9	18.4	22.4	92.2	825.1	1.5
14-Feb-24	80.5	75.8	2.0	1 994.4	22.4	893.1	8 197.0	16 346.0	576.0	424.3	5 949.0	1.9	18.6	22.5	94.4	834.6	1.5
15-Feb-24	81.6	76.8	2.0	2 003.7	22.9	900.0	8 314.0	16 258.0	563.5	417.8	5 961.0	1.9	18.6	22.0	95.3	835.4	1.5
16-Feb-24	82.1	77.5	2.0	2 013.6	23.4	909.6	8 489.0	16 356.0	565.3	416.5	5 706.0	1.9	18.3	22.4	94.4	818.0	1.5
19-Feb-24	82.1	2 017.4	23.0	902.6	8 434.5	16 349.0	828.2	1.5
20-Feb-24	80.9	76.2	1.9	2 028.7	23.1	909.5	8 500.0	16 347.0	572.8	418.8	5 999.0	1.9	18.2	22.0	91.5	829.1	1.6
21-Feb-24	81.4	76.8	2.2	2 024.3	22.8	886.4	8 542.0	16 930.0	568.0	411.0	6 198.0	2.0	18.2	22.1	92.9	828.2	1.6
22-Feb-24	82.0	77.3	2.2	2 023.0	22.8	902.3	8 584.5	17 392.0	566.0	406.0	6 169.0	1.9	18.5	22.0	93.6	827.5	1.6
23-Feb-24	80.3	75.6	2.1	2 035.4	23.0	901.9	8 567.5	17 495.0	558.0	399.8	6 562.0	1.9	18.6	21.6	92.6	831.0	1.6
26-Feb-24	81.1	76.6	2.1	2 028.8	22.5	878.8	8 466.0	17 169.0	566.5	407.0	6 884.0	1.9	18.3	21.9	93.7	834.6	1.6
27-Feb-24	82.0	77.6	2.2	2 032.3	22.5	892.6	8 474.0	17 460.0	576.3	408.3	6 755.0	1.9	18.0	22.4	97.7	844.6	1.6
28-Feb-24	81.5	77.2	2.3	2 033.9	22.4	882.0	8 448.5	17 601.0	570.3	413.3	6 380.0	1.9	17.9	22.4	99.7	834.8	1.6
29-Feb-24	81.2	76.8	2.2	2 045.7	22.7	881.3	8 493.5	17 896.0	574.3	415.8	6 510.0	2.0	17.9	21.5	97.8	848.4	1.6
1-Mar-24	82.7	78.3	2.2	2 082.9	23.1	888.3	8 503.5	17 662.0	555.5	412.3	6 826.0	1.9	18.2	20.9	93.8	848.1	1.6
4-Mar-24	82.1	77.6	2.3	2 116.6	23.8	901.1	8 542.5	17 945.0	567.0	417.5	7 057.0	2.0	17.9	20.5	93.4	850.3	1.6
5-Mar-24	81.3	76.8	2.3	2 131.0	23.8	885.0	8 491.5	17 759.0	557.8	413.5	6 970.0	2.0	17.9	20.6	93.1	855.1	1.6
6-Mar-24	82.2	77.8	2.3	2 144.8	24.2	910.3	8 577.0	17 717.0	546.3	418.0	7 170.0	1.9	17.5	21.1	94.0	875.5	1.6
7-Mar-24	82.3	77.8	2.2	2 158.3	24.4	918.3	8 640.5	17 983.0	561.0	426.0	7 054.0	2.0	17.4	21.0	97.8	881.0	1.6
8-Mar-24	81.5	77.0	2.2	2 179.0	24.3	914.5	8 579.5	18 011.0	574.3	426.3	6 997.0	1.9	17.5	20.9	93.9	892.6	1.6
11-Mar-24	81.7	77.1	2.1	2 179.7	24.5	940.2	8 653.0	18 377.0	587.8	428.3	7 329.0	1.9	17.4	21.7	94.3	898.4	1.6
12-Mar-24	81.5	76.9	2.1	2 155.1	24.1	922.6	8 657.0	18 551.0	587.5	429.0	8 048.0	2.0	17.5	21.6	94.6	897.8	1.6
13-Mar-24	83.4	78.8	2.1	2 174.6	25.0	941.7	8 927.0	18 346.0	579.5	426.5	8 034.0	1.9	17.6	21.7	94.3	905.9	1.6
14-Mar-24	84.7	80.2	2.1	2 160.3	24.8	932.1	8 887.5	18 077.0	568.0	422.5	7 405.0	1.9	17.5	21.5	93.3	924.2	1.7
15-Mar-24	84.8	80.1	2.0	2 155.9	25.2	938.9	9 072.0	18 074.0	559.8	436.8	8 018.0	1.8	17.8	21.8	93.6	919.5	1.7
18-Mar-24	86.2	81.6	2.1	2 160.0	25.1	918.8	9 089.0	17 872.0	567.5	436.0	8 172.0	1.8	17.8	21.8	94.3	916.9	1.7
19-Mar-24	86.6	82.1	2.1	2 156.9	24.9	898.8	8 976.5	17 395.0	575.5	439.5	8 027.0	1.8	17.7	21.4	93.1	907.1	1.7
20-Mar-24	85.4	80.8	2.1	2 157.4	24.9	896.8	8 928.0	17 492.0	573.8	439.0	8 324.0	1.8	17.7	21.5	92.1	921.3	1.7
21-Mar-24	85.2	80.6	2.1	2 180.9	24.8	911.2	8 950.5	17 541.0	575.5	440.8	8 559.0	1.9	17.5	21.8	92.3	922.8	1.7
22-Mar-24	84.8	80.2	2.0	2 165.4	24.7	898.4	8 866.5	17 242.0	584.8	439.3	8 939.0	1.8	17.3	21.6	91.9	909.6	1.6
25-Mar-24	86.1	81.4	2.0	2 174.8	24.7	906.2	8 873.0	16 937.0	585.5	437.8	9 649.0	1.9	17.0	21.7	92.6	921.1	1.6
26-Mar-24	85.6	81.0	2.0	2 176.8	24.5	905.4	8 862.0	16 640.0	574.0	432.5	9 622.0	1.9	16.8	22.0	93.9	917.8	1.6
27-Mar-24	85.4	80.8	2.0	2 190.5	24.6	899.8	8 849.5	16 620.0	574.0	426.8	9 843.0	1.9	16.6	21.9	91.4	899.0	1.6
28-Mar-24	87.0	82.4	2.0	2 222.0	24.9	909.9	8 867.0	16 749.0	579.8	442.0	9 766.0	1.9	16.4	22.2	92.0	...	1.7
29-Mar-24	2 229.9	25.0	911.3	915.3	...
1-Apr-24	87.4	82.8	2.1	2 238.2	25.0	902.4	571.0	435.5	10 120.0	1.9	16.3	22.4	93.3	934.0	1.6
2-Apr-24	88.9	84.2	2.1	2 260.4	25.8	922.9	8 991.0	17 030.0	557.5	426.5	9 949.0	2.0	16.1	22.0	91.7	939.4	1.6
3-Apr-24	89.4	84.6	2.1	2 294.0	26.9	934.1	9 262.5	17 339.0									

Weekly Highlights on Price Movements of Selected Exchange Rates (currency per USD)- Week ending April 26th, 2024

Region/Country	Currency Name	Currency Code	Rates				% change		
			Value at end of (26/04/2024)	Value at end of (19/04/2024)	Benchmark (02/24/2022)	Value at end of (26/04/2023)	Weekly	Benchmark (02/24/2022)	Annual
Africa									
Algeria	<i>Algerian Dinar</i>	DZD	134.34	134.66	141.14	135.35	0.24	4.82	0.75
Angola	<i>New Kwanza</i>	AOA	843.23	843.28	497.34	512.01	0.01	-69.55	-64.69
Botswana	<i>Pula</i>	BWP	13.74	13.85	11.64	13.17	0.79	-18.07	-4.37
Burundi	<i>Burundi Franc</i>	BIF	2 857.05	2 859.05	2 004.43	2 073.90	0.07	-42.54	-37.76
Cabo Verde	<i>Escudo</i>	CVE	103.27	103.94	99.19	100.99	0.64	-4.12	-2.26
Comoros	<i>Comoros Franc</i>	KMF	460.02	461.78	440.61	448.64	0.38	-4.41	-2.54
Congo, Dem. Rep. of	<i>Congolese Franc</i>	CDF	2 785.00	2 782.50	1 996.09	2 044.83	-0.09	-39.52	-36.20
Djibouti	<i>Djibouti Franc</i>	DJF	177.86	177.61	177.97	178.10	-0.15	0.06	0.13
Egypt	<i>Egyptian Pound</i>	EGP	47.91	48.33	15.70	30.90	0.87	-205.14	-55.02
Ethiopia	<i>Birr</i>	ETB	57.17	57.04	50.93	54.07	-0.23	-12.27	-5.75
Gambia, The	<i>Gambian Dalasi</i>	GMD	67.95	67.65	53.43	62.82	-0.44	-27.18	-8.16
Ghana	<i>New Cedi</i>	GHS	13.55	13.45	6.73	11.77	-0.74	-101.33	-15.13
Guinea	<i>Guinea Franc</i>	GNF	8 593.13	8 594.71	8 982.02	8 592.83	0.02	4.33	0.00
Kenya	<i>Kenyan Shilling</i>	KES	135.99	133.47	113.85	135.10	-1.89	-19.45	-0.66
Liberia	<i>Liberian Dollar</i>	LRD	193.16	193.09	153.42	162.83	-0.04	-25.91	-18.63
Libya	<i>Libyan Dinar</i>	LYD	4.85	4.87	4.60	4.76	0.46	-5.58	-1.83
Madagascar	<i>Ariary</i>	MGA	4 394.36	4 372.61	3 985.72	4 406.04	-0.50	-10.25	0.27
Malawi	<i>Kwacha</i>	MWK	1 729.55	1 727.02	807.63	1 031.00	-0.15	-114.15	-67.75
Mauritania	<i>Ouguiya</i>	MRU	39.49	39.58	36.39	34.22	0.23	-8.53	-15.40
Mauritius	<i>Mauritius Rupee</i>	MUR	47.48	47.41	44.10	45.05	-0.13	-7.65	-5.38
Morocco	<i>Dirham</i>	MAD	10.14	10.15	9.49	10.14	0.08	-6.79	0.02
Mozambique	<i>New Metical</i>	MZN	63.78	63.95	63.88	63.91	0.26	0.16	0.20
Nigeria	<i>Naira</i>	NGN	1 306.21	1 152.62	416.21	461.17	-13.33	-213.83	-183.24
Rwanda	<i>Rwandan Franc</i>	RWF	1 294.88	1 294.75	1 018.25	1 115.16	-0.01	-27.17	-16.12
São Tomé & Príncipe	<i>Dobra</i>	STN	22.95	23.15	21.92	22.58	0.87	-4.67	-1.63
Seychelles	<i>Seychelles Rupee</i>	SCR	14.02	14.19	14.16	13.64	1.18	0.97	-2.79
Sierra Leone	<i>Leone</i>	SLL	22 558.09	22 588.36	11 628.36	21 840.23	0.13	-93.99	-3.29
Somalia	<i>Somali Shilling</i>	SOS	571.50	572.00	581.50	568.75	0.09	1.72	-0.48
South Africa	<i>Rand</i>	ZAR	18.83	19.11	15.47	18.15	1.48	-21.74	-3.75
South Sudan	<i>South Sudanese Pound</i>	SSP	1 576.57	1 577.06	426.14	838.54	0.03	-269.96	-88.01
Sudan	<i>Sudanese Pound</i>	SDG	598.95	598.85	443.10	597.25	-0.02	-35.17	-0.28
Tanzania	<i>Tanzanian Shilling</i>	TZS	2 587.19	2 583.44	2 314.69	2 340.31	-0.15	-11.77	-10.55
Tunisia	<i>Tunisian Dinar</i>	TND	3.14	3.15	2.91	3.10	0.27	-8.09	-1.45
Uganda	<i>Uganda Shilling</i>	UGX	3 815.50	3 809.92	3 528.73	3 742.03	-0.15	-8.13	-1.96
Zambia	<i>Zambian Kwacha</i>	ZMK	26 535.00	25 675.00	17 675.00	17 352.00	-3.35	-50.13	-52.92
Zimbabwe	<i>Zimbabwean Dollar</i>	ZWD	30 674.30	30 674.30	115.90	970.24	0.00	-26 366.18	-3 061.53
CFA zone Countries*	<i>CFA Franc</i>	XOF	613.36	615.71	587.44	598.18	0.38	-4.41	-2.54
Selected Major Global Currencies									
Europe	<i>Euro</i>	EUR	0.94	0.94	0.90	0.91	0.38	-4.40	-2.53
United Kingdom	<i>British Pound</i>	GBP	0.80	0.81	0.75	0.80	0.78	-7.03	0.29
Japan	<i>Japanese Yen</i>	JPY	157.65	154.58	115.34	134.66	-1.99	-36.68	-17.07
China	<i>Chinese Yuan</i>	CNY	7.27	7.25	6.33	6.89	-0.23	-14.85	-5.42
Russia	<i>Russian Ruble</i>	RUB	91.88	93.11	87.25	81.73	1.32	-5.31	-12.41

Sources: AfDB Statistics Department and Bloomberg