



AFRICAN DEVELOPMENT BANK GROUP

Weekly Trends of Selected Commodity Prices and Exchange Rates of African and Major Global Currencies¹:

The situation as of Friday, June 21, 2024

Statistics Department (ECST)

¹ This briefing note has been prepared by Bora Roza MAMUYE, Principal Statistician; Anouar CHAOUCH, Senior Statistician; and Robert MAATE, Chief Statistician. It has been cleared by Louis KOUAKOU, Division Manager ECST.1 and supervised by Babatunde Samson OMOTOSHO, Director ECST.

Contents

	Page
Highlights	1
Data Annexes: Weekly Price Movements of Selected Commodities	2
Data Annexes: Weekly Price Movements of Selected Commodities Since 1 st March 2024	3
Data Annexes: Weekly Movements in Exchange Rates of Selected Currencies	4

Weekly Trends in Selected Commodity Prices and Exchange Rates of African and Major Global Currencies — Week Ending June 21, 2024

Summary

In the week of June 21, 2024, prices of crude oil, few agricultural commodities, some types of fertilizers increased, while prices of metals and most agricultural commodities fell compared to the previous week. In contrast to the corresponding period of last year, prices increased for most commodities including crude oil, metals, most agricultural commodities and fertilizers. Prices fell for few commodities including natural gas, nickel, wheat, corn, cotton and phosphoric rock. The Euro, the British Pound, the Japanese Yen and the Chinese Yuan depreciated against the United States Dollar (USD), while the Russian Ruble appreciated, compared to the previous week. On an annual basis, all the reviewed major currencies weakened against the USD. Most of the reviewed African currencies depreciated against the USD compared to the previous week as well as the corresponding period of last year.

Energy

As of June 21, 2024, international prices for crude oil were higher compared to the preceding week as well as the corresponding period of last year, while price of natural gas was lower. On a week-on-week basis, prices of Brent crude oil and WTI crude oil increased by 3.17% and 3.43% respectively, whereas price of natural gas fell by 6.11%. Similarly, in comparison to the same period of last year, prices of Brent crude oil and WTI crude oil increased by 15.33% and 16.43% respectively, while price of natural gas fell by 19.47%, to reach respective levels of USD 85.24, USD 80.73 per barrel and USD 2.71 per million Btu¹.

Metals

During the week ending June 21, 2024, international prices of most reviewed metals fell on a week-on-week basis, but prices were higher for most compared to their levels on June 21, 2023. Compared to the previous week, prices dropped for nickel by 2.00%, copper by 0.61% and gold by 0.47%. In contrast price of platinum increased by 3.50%, during the week. In comparison to their levels on June 21, 2023, prices increased for most of the selected metals, specifically silver by 29.61%, gold by 20.10%, copper by 12.55% and platinum by 5.02%, whereas price of nickel fell by 18.90%.

Agricultural Commodities

Prices of most agricultural commodities fell on a weekly basis, although prices increased for some commodities compared to the same period of last year. In the week ending June 21, 2024, international prices of selected agricultural commodities fell compared to the preceding week, particularly cocoa by 12.62%, wheat HRW by 7.74%, corn CBT by 3.33%, sugar by 1.69%, rubber TSR20 by 1.57% and palm oil by 1.21%. In contrast, prices increased for coffee arabica by 1.07%, cotton by 0.10% and rice by 0.08%. Compared to the same period of last year, prices increased for some agricultural commodities, namely: cocoa by 184.29%, coffee arabica (31.72%), rubber TSR20 (27.90%), palm oil (6.72%) and rice (4.30%). In contrast, prices fell for a few agricultural commodities including corn CBT (35.17%), wheat HRW (29.51%), sugar (15.74%) and cotton (7.60%).

¹ Btu refers to British thermal units.

Fertilizers

As of June 21, 2024, price of phosphoric rock was lower by 55.80%, while prices of TSP and DAP were higher by 32.35% and 22.07%, respectively, compared to prices in the same period of 2023. Compared to the previous week, prices of TSP and DAP increased by 1.12% and 0.83% respectively, while price of phosphoric rock remained the same.


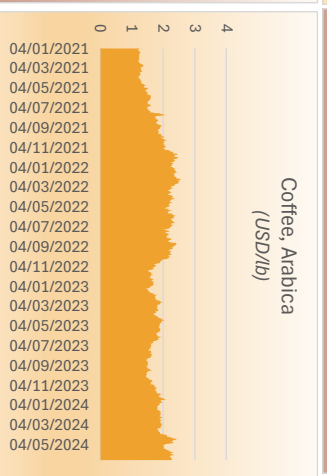

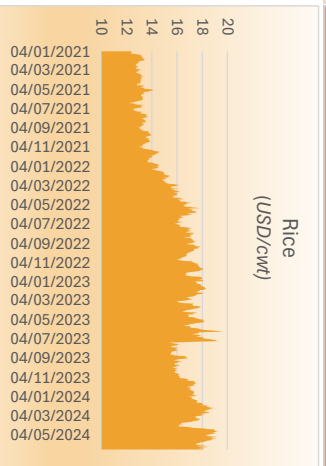
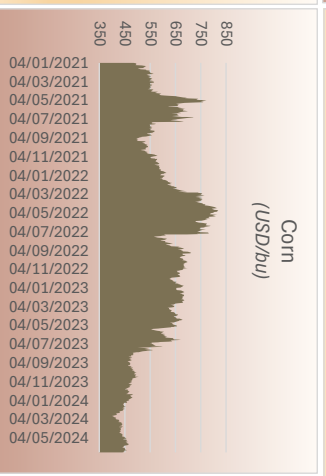
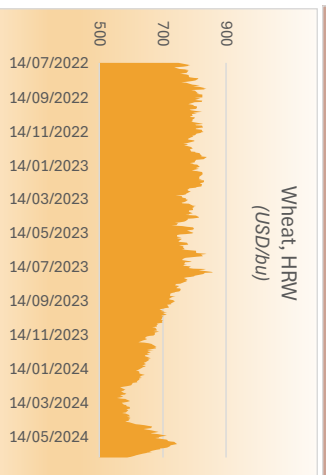
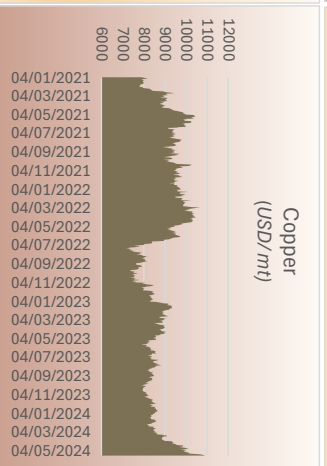
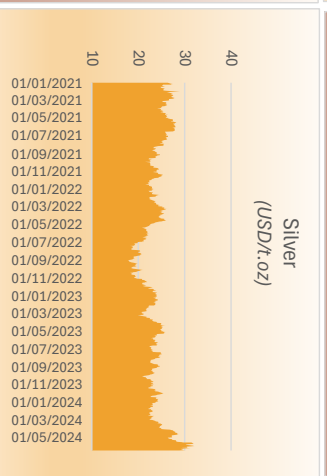
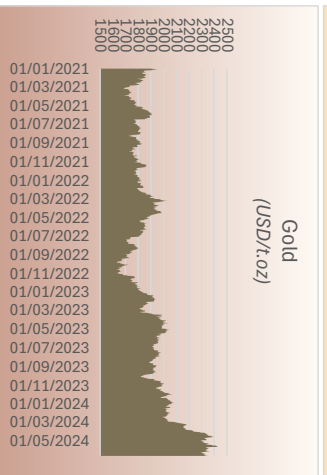
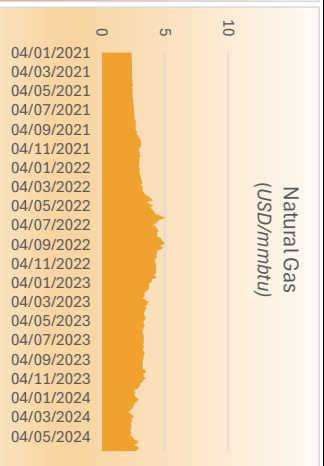
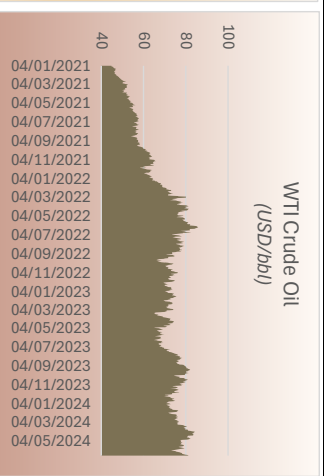
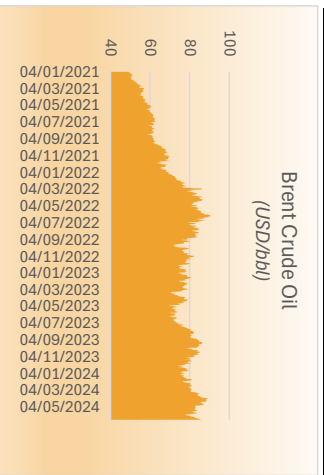
Exchange Rates

Major Currencies: During the week ending June 21, 2024, most of the selected major global currencies including the Euro (EUR), the British Pound (GBP), the Japanese Yen (JPY) and the Chinese Yuan (CNY) depreciated against the USD, while the Russian Ruble (RUB) appreciated compared to the previous week. The rates of week-on-week depreciations against the USD were 1.37% for the JPY, 0.38% for the GBP, 0.24% for the CNY and 0.07% for the EUR. The RUB appreciated by 0.20% against the USD during the week. In comparison to the same period of 2023, all the reviewed currencies depreciated against the USD at varying rates, specifically by 12.36% (JPY), 6.45% (RUB), 2.60% (EUR), 1.55% (CNY), and 0.93% (GBP).

Currencies of African Countries: During the week ending June 21, 2024, exchange rates for African currencies changed against the USD by varying degrees. Of the 37 African currencies reviewed, 17 currencies appreciated against the USD on a week on a week basis, while 19 currencies depreciated. Exchange rate of the South Sudanese Pound (SSP) with the USD did not change during the week. The highest weekly currency appreciation was recorded for the South Africa Rand (ZAR) which appreciated by 2.36%, while the biggest depreciation was recorded for the Zimbabwe Gold (ZIG) at 3.03%. Compared to the same period of last year, 7 out of 36 African currencies, excluding Zimbabwe's new currency, recorded appreciations against the USD, with rates ranging between 8.40% for Kenya's Shilling (KES) and 0.10% for Morocco's Dirham (MAD). During the period, 29 African currencies depreciated against the USD, 12 of which depreciated by more than 10.0%.

Weekly Highlights on Price Movements of Selected Commodities - Week ending June 21, 2024

Commodity	Units	Prices			% change		
		Value at end of (21/06/2024)	Value at end of (14/06/2024)	Benchmark (02/24/2022)	Weekly	Benchmark (02/24/2022)	Annual
Energy							
Brent Crude Oil	USD/bbl.	85.24	82.82	77.36	3.17	10.19	15.33
WTI Crude Oil	USD/bbl.	80.73	78.05	72.52	3.43	11.32	16.43
Natural Gas	USD/mmbtu.	2.71	2.88	3.26	-6.11	-17.10	-19.47
Metals							
Gold	USD/t.oz	2 321.98	2 333.04	1 923.74	-0.47	20.70	20.10
Silver	USD/l.oz	29.55	29.55	24.70	0.00	19.63	29.61
Platinum	USD/l.oz	994.90	961.30	1 064.05	3.50	-6.50	5.02
Copper	USD/mt	9 682.50	9 741.50	9 864.00	-0.61	-1.84	12.55
Nickel	USD/mt	17 224.00	17 575.00	24 716.00	-2.00	-30.31	-18.90
Agriculture							
Wheat, HRW	USD/bu.	587.00	636.25	823.75	-7.74	-28.74	-29.51
Corn, CBT	USD/bu.	435.00	450.00	695.00	-3.33	-37.41	-35.17
Cocoa	USD/mt	8 995.00	10 294.00	2 578.00	-12.62	248.91	184.29
Coffee Arabica	USD/lb	2.27	2.24	2.39	1.07	-5.35	31.72
Rice	USD/cwt	18.20	18.19	15.12	0.08	20.37	4.30
Sugar	USD/lb	19.16	19.49	15.70	-1.69	22.04	-15.74
Palm Oil	USD/mt	834.04	844.21	1 685.90	-1.21	-50.53	6.72
Rubber, TSR20	USD/kg	1.70	1.72	1.83	-1.57	-7.27	27.90
Cotton	USD/lb	72.21	72.14	77.30	0.10	-6.58	-7.60
Fertilizers							
DAP	USD/mt	547.50	543.00	815.00	0.83	-32.82	22.07
TSP	USD/mt	450.00	445.00	732.50	1.12	-38.57	32.35
Phosphoric Rock	USD/mt	152.50	152.50	172.50	0.00	-11.59	-55.80



Sources: *ATB Statistics Department and Bloomberg*
 Notes: *bbl = barrel, mmbtu = million British thermal units, t.oz = troy oz, cwt = Hundredweight, bu = Bushel, MT = Metric Ton, lb = Pound*

Daily Highlights on Price of Selected Commodities

	Brent Crude Oil	WTI Crude Oil	Natural Gas	Gold	Silver	Platinum	Copper	Nickel	Wheat, HRW	Corn, CBT	Cocoa	Coffee, Arabica	Rice	Sugar	Cotton	Palm Oil	Rubber, TSR20
	USD/bbl	USD/bbl	USD/mmBtu	USD/oz	USD/oz	USD/oz	USD/mt	USD/mt	USD/bu	USD/bu	USD/mt	USD/lb	USD/cwt	USD/lb	USD/lb	USD/mt	USD/kg
1-Mar-24	81.2	77.6	2.5	2 082.9	23.1	888.3	8 503.5	17 662.0	565.3	412.3	6 826.0	1.9	18.2	21.0	83.0	848.1	1.6
4-Mar-24	80.8	77.0	2.6	2 116.6	23.8	901.1	8 542.5	17 945.0	575.0	417.5	7 057.0	2.0	17.9	20.6	83.3	850.3	1.6
5-Mar-24	80.1	76.2	2.6	2 131.0	23.8	885.0	8 491.5	17 759.0	565.8	413.5	6 970.0	2.0	17.7	20.7	83.2	855.1	1.6
6-Mar-24	80.8	77.1	2.5	2 144.8	24.2	910.3	8 577.0	17 717.0	554.8	418.0	7 170.0	1.9	17.5	21.2	83.3	875.5	1.6
7-Mar-24	81.0	77.2	2.5	2 158.3	24.4	918.3	8 640.5	17 983.0	567.8	426.0	7 054.0	2.0	17.4	21.2	84.3	881.0	1.6
8-Mar-24	80.3	76.5	2.5	2 179.0	24.3	914.5	8 579.5	18 011.0	581.3	426.3	6 997.0	1.9	17.5	21.0	83.0	892.6	1.6
11-Mar-24	80.6	76.7	2.4	2 179.7	24.5	940.2	8 653.0	18 377.0	595.0	428.3	7 329.0	1.9	17.4	21.7	83.3	898.4	1.6
12-Mar-24	80.4	76.5	2.4	2 155.1	24.1	922.6	8 657.0	18 551.0	595.3	429.0	8 048.0	2.0	17.5	21.6	83.7	897.8	1.6
13-Mar-24	82.2	78.3	2.4	2 174.6	25.0	941.7	8 927.0	18 346.0	588.3	426.5	8 034.0	1.9	17.6	21.6	84.0	905.9	1.6
14-Mar-24	83.3	79.6	2.4	2 160.3	24.8	932.1	8 887.5	18 077.0	577.0	422.5	7 405.0	1.9	17.5	21.5	83.4	924.2	1.7
15-Mar-24	83.5	79.6	2.4	2 155.9	25.2	938.9	9 072.0	18 074.0	569.5	436.8	8 018.0	1.8	17.8	21.7	83.7	919.5	1.7
18-Mar-24	84.7	81.0	2.4	2 160.0	25.1	918.8	9 089.0	17 872.0	577.5	436.0	8 172.0	1.8	17.8	21.8	83.8	916.9	1.7
19-Mar-24	85.1	81.4	2.4	2 156.9	24.9	898.8	8 976.5	17 395.0	585.3	439.5	8 027.0	1.8	17.7	21.4	84.0	907.1	1.7
20-Mar-24	84.0	80.2	2.4	2 157.4	24.9	896.8	8 928.0	17 492.0	584.0	439.0	8 324.0	1.8	17.7	21.4	83.8	921.3	1.7
21-Mar-24	83.9	80.1	2.4	2 180.9	24.8	911.2	8 950.5	17 541.0	586.3	440.8	8 559.0	1.9	17.5	21.7	83.9	922.8	1.7
22-Mar-24	83.5	79.6	2.3	2 165.4	24.7	898.4	8 866.5	17 242.0	595.5	439.3	8 939.0	1.8	17.3	21.6	84.0	909.6	1.6
25-Mar-24	84.6	80.8	2.3	2 174.8	24.7	906.2	8 873.0	16 937.0	596.8	437.8	9 649.0	1.9	17.0	21.7	84.0	921.1	1.6
26-Mar-24	84.2	80.4	2.3	2 176.8	24.5	905.4	8 862.0	16 640.0	586.3	432.5	9 622.0	1.9	16.8	21.9	84.3	917.8	1.6
27-Mar-24	84.0	80.2	2.3	2 190.5	24.6	899.8	8 849.5	16 620.0	585.3	426.8	9 843.0	1.9	16.6	21.8	83.3	899.0	1.6
28-Mar-24	85.4	81.7	2.3	2 222.0	24.9	909.9	8 867.0	16 749.0	590.8	442.0	9 766.0	1.9	16.4	22.1	84.0	...	1.7
29-Mar-24	2 229.9	25.0	911.3	915.3	...
1-Apr-24	85.6	81.1	2.4	2 238.2	25.0	902.4	583.5	435.5	10 120.0	1.9	16.3	22.2	84.4	934.0	1.6
2-Apr-24	86.9	82.3	2.4	2 260.4	25.8	922.9	8 991.0	17 030.0	571.0	426.5	9 949.0	2.0	16.1	22.0	84.3	939.4	1.6
3-Apr-24	87.5	82.9	2.4	2 294.0	26.9	934.1	9 262.5	17 339.0	584.5	431.8	9 524.0	2.0	16.5	21.8	84.1	962.8	1.6
4-Apr-24	88.7	84.0	2.3	2 286.9	27.1	941.3	9 359.0	17 711.0	585.5	435.3	9 462.0	2.1	16.2	21.9	83.5	965.6	1.6
5-Apr-24	89.1	84.2	2.3	2 329.8	27.5	930.6	9 329.5	17 804.0	591.0	434.3	9 795.0	2.1	16.2	21.6	82.7	961.4	1.6
8-Apr-24	88.4	83.7	2.4	2 328.6	27.7	963.5	9 411.5	17 848.0	596.8	435.5	9 895.0	2.1	16.1	21.2	82.5	949.9	1.7
9-Apr-24	87.7	82.9	2.4	2 345.1	27.9	970.0	9 417.5	18 219.0	586.3	431.3	10 204.0	2.1	16.6	21.1	81.4	951.5	1.7
10-Apr-24	88.5	83.8	2.4	2 337.3	28.1	966.7	9 374.0	18 364.0	598.5	434.3	10 411.0	2.1	17.2	21.0	81.4
11-Apr-24	87.9	83.0	2.3	2 349.9	28.1	975.2	9 342.0	17 811.0	590.3	428.8	10 373.0	2.2	16.9	20.5	80.7	...	1.7
12-Apr-24	88.7	83.7	2.4	2 344.4	27.9	976.7	9 457.5	17 797.0	597.5	435.5	10 987.0	2.2	17.2	20.1	80.1	942.9	1.6
15-Apr-24	88.4	83.5	2.3	2 357.3	28.7	970.0	9 576.0	17 846.0	591.5	431.5	11 001.0	2.3	18.3	19.8	80.6	921.9	1.6
16-Apr-24	88.4	83.5	2.3	2 397.6	28.4	963.8	9 468.0	17 726.0	593.8	431.0	10 243.0	2.4	18.4	19.5	79.1	879.4	1.6
17-Apr-24	85.9	81.0	2.3	2 372.5	28.3	943.7	9 582.5	18 238.0	581.5	430.3	10 340.0	2.5	18.8	19.3	78.5	867.9	1.6
18-Apr-24	85.7	80.9	2.3	2 388.1	28.4	946.1	9 734.5	18 559.0	586.8	426.8	11 311.0	2.4	19.0	19.6	77.4	862.2	1.6
19-Apr-24	85.8	80.9	2.3	2 391.9	28.7	935.5	9 876.0	19 326.0	594.0	433.5	11 878.0	2.4	19.0	19.6	77.6	847.8	1.6
22-Apr-24	85.3	80.5	2.4	2 329.9	27.2	921.9	9 829.5	19 739.0	614.3	439.8	11 166.0	2.3	19.0	19.7	78.5	853.5	1.6
23-Apr-24	86.6	81.7	2.4	2 330.4	27.3	913.6	9 706.5	19 006.0	626.0	443.0	10 584.0	2.2	19.2	19.7	78.1	852.1	1.6
24-Apr-24	86.3	81.4	2.3	2 325.2	27.2	907.9	9 773.5	18 945.0	642.3	437.8	11 043.0	2.3	19.2	19.8	77.7	845.5	1.6
25-Apr-24	86.9	81.9	2.3	2 328.9	27.3	912.2	9 865.0	19 157.0	652.5	441.0	10 988.0	2.3	19.1	19.2	77.6	828.7	1.6
26-Apr-24	87.4	82.4	2.3	2 338.0	27.2	917.0	9 965.5	19 100.0	666.3	440.0	10 729.0	2.3	18.8	19.2	77.3	824.1	1.6
29-Apr-24	86.4	81.4	2.4	2 342.9	27.4	952.1	10 135.5	19 148.0	663.0	439.3	9 983.0	2.3	19.1	19.8	78.3	828.9	1.6
30-Apr-24	85.6	80.6	2.3	2 294.8	26.4	935.5	9 991.0	19 238.0	648.0	439.5	10 133.0	2.2	18.9	19.5	76.8	809.6	1.6
1-May-24	82.8	77.9	2.3	2 303.8	26.5	949.1	9 895.5	18 879.0	638.5	443.3	9 183.0	2.2	19.0	19.3	75.2
2-May-24	83.0	78.0	2.3	2 299.7	26.6	955.3	9 765.5	18 648.0	649.5	452.0	8 483.0	2.1	18.2	19.3	74.2	819.1	1.6
3-May-24	82.5	77.4	2.4	2 301.7	26.6	957.4	9 910.0	19 237.0	663.3	447.0	8 505.0	2.1	18.7	19.3	76.0	820.3	1.6
6-May-24	82.8	77.7	2.5	2 325.7	27.4	956.9	686.3	457.0	8 571.0	2.0	18.4	19.5	75.3	824.7	1.6
7-May-24	82.7	77.7	2.5	2 312.5	27.3	979.9	10 029.5	19 256.0	676.3	453.8	9 593.0	2.0	18.3	19.9	75.8	835.4	1.6
8-May-24	83.0	78.1	2.5	2 317.1	27.4	974.7	9 904.0	18 885.0	661.5	445.5	9 617.0	2.0	18.3	19.6	77.7	834.1	1.6
9-May-24	83.3	78.3	2.5	2 329.8	28.1	983.2	9 904.5	19 033.0	664.8	442.8	9 678.0	2.0	18.7	19.6	76.5	827.3	1.6
10-May-24	82.4	77.4	2.5	2 360.5	28.2	997.6	10 004.0	18 952.0	685.5	455.8	9 874.0	2.0	19.3	19.3	75.1	813.2	1.6
13-May-24	82.9	78.1	2.6	2 336.8	28.2	1 002.3	10 185.5	19 230.0	713.0	458.5	8 149.0	2.0	18.7	18.7	75.6	826.4	1.7
14-May-24	82.0	77.2	2.6	2 354.3	28.5	1 034.0	10 114.0	19 075.0	697.0	453.8	8 751.0	2.0	18.7	18.9	74.2	805.4	1.6
15-May-24	82.3	77.7	2.6	2 383.8	29.4	1 060.3	10 219.0	19 489.0	688.8	462.5	9 066.0	2.0	19.1	18.7	74.3	807.8	1.7
16-May-24	82.9	78.3	2.7	2 382.0	29.7	1 060.6	10 424.0	19 797.0	687.0	457.0	7 393.0	2.0	19.1	18.4	75.2	816.5	1.7
17-May-24	83.6	79.1	2.8	2 415.2	31.5	1 085.4	10 668.0	21 080.0	675.5	452.5	7 348.0	2.1	18.8	18.2	75.0	831.0	1.7
20-May-24	83.5	78.9	2.9	2 426.6	32.0	1 056.3	10 889.0	21 615.0	710.8	460.5	7 216.0	2.1	18.9	18.7	75.0	833.5	1.7
21-May-24	82.7	78.3	2.8	2 422.9	31.8	1 053.2	10 859.0	21 304.0	716.3	458.0	7 394.0	2.2	18.6	18.6	75.3	816.9	1.7
22-May-24	81.6	77.2	3.1	2 392.0	31.3	1 045.7	10 419.0	20 366.0	713.8	461.3	7 536.0	2.2	18.8	18.3	77.3
23-May-24	81.1	76.5	2.9	2 341.0	30.3	1 023.9	10 417.5	20 084.0	724.5	464.0	8 109.0	2.2	18.5	18.3	78.6	818.9	1.7
24-May-24	81.8	77.2	2.8	2 333.8	30.3	1 028.2	10 324.0	20 250.0	735.8	464.8	8 294.0	2.2	18.3	18.4	78.0	821.7	1.7
27-May-24	82.9	2 355.0	31.8	1 055.8	822.7	1.7
28-May-24	83.9	79.4	2.8	2 356.7	32.0	1 061.9	10 501.5	20 467.0	744.8	462.5	8 780.0	2.3	18.1	18.7	79.1	842.1	1.8
29-May-24	83.4	78.8	2.7	2 342.0	32.1	1 040.4	10 456.5	20 490.0	733.8	455.3	9 309.0	2.3	17.8	18.3	78.1	856.5	1.8
30-May-24	81.9	77.5	2.6	2 347.9	31.4	1 032.3	10 135.0	20 063.0	723.5	448.8	9 257.0	2.3	17.8	18.2	76.5	847.2	1.8
31-May-24	81.1	76.7	2.6	2 327.3	30.4	1 038.5	10 040.0	19 710.0	723.3	446.3	9 331.0	2.2	17.7	18.3	75.1	864.5	1.7
3-Jun-24	78.4	74.1															

Weekly Highlights on Price Movements of Selected Exchange Rates (currency per USD)- Week ending June 21, 2024

Region/Country	Currency Name	Currency Code	Rates				% change		
			Value at end of (21/06/2024)	Value at end of (14/06/2024)	Benchmark (02/24/2022)	Value at end of (21/06/2023)	Weekly	Benchmark (02/24/2022)	Annual
Africa									
Algeria	Algerian Dinar	DZD	134.37	134.57	141.14	135.14	0.15	4.80	0.57
Angola	New Kwanza	AOA	861.29	865.27	497.34	762.99	0.46	-73.18	-12.88
Botswana	Pula	BWP	13.50	13.62	11.64	13.33	0.89	-15.99	-1.29
Burundi	Burundi Franc	BIF	2 868.43	2 867.68	2 004.43	2 825.43	-0.03	-43.10	-1.52
Cabo Verde	Escudo	CVE	103.40	103.38	99.19	101.15	-0.02	-4.24	-2.22
Comoros	Comoros Franc	KMF	460.12	459.76	440.61	448.44	-0.08	-4.43	-2.60
Congo. Dem. Rep. of	Congolese Franc	CDF	2 827.50	2 826.50	1 996.09	2 245.24	-0.04	-41.65	-25.93
Djibouti	Djibouti Franc	DJF	177.71	177.96	177.97	178.05	0.14	0.15	0.19
Egypt	Egyptian Pound	EGP	47.71	47.71	15.70	30.89	0.00	-203.90	-54.44
Ethiopia	Birr	ETB	57.55	57.47	50.93	54.73	-0.14	-13.01	-5.15
Gambia. The	Gambian Dalasi	GMD	67.52	67.80	53.43	61.08	0.42	-26.38	-10.55
Ghana	New Cedi	GHS	15.15	15.05	6.73	11.34	-0.69	-125.15	-33.66
Guinea	Guinea Franc	GNF	8 603.50	8 602.43	8 982.02	8 571.51	-0.01	4.21	-0.37
Kenya	Kenyan Shilling	KES	128.47	128.79	113.85	140.25	0.25	-12.84	8.40
Liberia	Liberian Dollar	LRD	194.03	193.89	193.37	170.82	-0.07	-0.34	-13.59
Libya	Libyan Dinar	LYD	4.85	4.85	193.46	4.80	0.00	97.49	-1.04
Madagascar	Ariary	MGA	4 494.97	4 476.97	193.39	4 532.89	-0.40	-2 224.27	0.84
Malawi	Kwacha	MWK	1 730.15	1 731.92	807.63	1 044.72	0.10	-114.23	-65.61
Mauritania	Ouguiya	MRU	39.31	39.31	36.39	34.41	0.01	-8.02	-14.24
Mauritius	Mauritius Rupee	MUR	47.99	47.85	44.10	45.70	-0.30	-8.83	-5.02
Morocco	Dirham	MAD	9.96	9.99	9.49	9.97	0.30	-4.95	0.10
Mozambique	New Metical	MZN	63.66	63.67	63.88	64.00	0.01	0.34	0.53
Nigeria	Naira	NGN	1 499.00	1 490.00	416.21	711.52	-0.60	-260.15	-110.68
Rwanda	Rwandan Franc	RWF	1 308.29	1 307.97	1 018.25	1 148.75	-0.02	-28.48	-13.89
São Tomé & Príncipe	Dobra	STN	22.99	22.98	21.92	22.66	-0.06	-4.88	-1.47
Seychelles	Seychelles Rupee	SCR	14.46	14.28	14.16	13.81	-1.24	-2.12	-4.71
Sierra Leone	Leone	SLL	22 517.18	22 583.82	11 628.36	22 497.04	0.30	-93.64	-0.09
Somalia	Somali Shilling	SOS	571.50	572.25	581.50	568.58	0.13	1.72	-0.51
South Africa	Rand	ZAR	17.97	18.40	15.47	18.37	2.36	-16.17	2.17
South Sudan	South Sudanese Pound	SSP	1 549.30	1 549.30	426.14	971.77	0.00	-263.56	-59.43
Sudan	Sudanese Pound	SDG	600.50	598.65	443.10	599.75	-0.31	-35.52	-0.13
Tanzania	Tanzanian Shilling	TZS	2 622.49	2 620.57	2 314.69	2 399.49	-0.07	-13.30	-9.29
Tunisia	Tunisian Dinar	TND	3.14	3.14	2.91	3.08	0.11	-7.89	-1.87
Uganda	Uganda Shilling	UGX	3 748.50	3 709.37	3 528.73	3 703.85	-1.05	-6.23	-1.21
Zambia	Zambian Kwacha	ZMK	25 534.00	26 125.00	17 675.00	17 520.00	2.26	-44.46	-45.74
Zimbabwe	Zimbabwe Gold	ZIG	13.89	13.48	115.90	6 843.95	-3.03	88.02	99.80
CFA zone Countries*	CFA Franc	XOF	613.49	613.02	587.44	597.92	-0.08	-4.43	-2.60
Selected Major Global Currencies									
Europe	Euro	EUR	0.94	0.93	0.90	0.91	-0.07	-4.42	-2.60
United Kingdom	British Pound	GBP	0.79	0.79	0.75	0.78	-0.38	-5.75	-0.93
Japan	Japanese Yen	JPY	159.48	157.32	115.34	141.94	-1.37	-38.27	-12.36
China	Chinese Yuan	CNY	7.29	7.27	6.33	7.18	-0.24	-15.22	-1.55
Russia	Russian Ruble	RUB	89.45	89.63	87.25	84.03	0.20	-2.52	-6.45

Sources: AfDB Statistics Department and Bloomberg